

**Manhattanville in West Harlem Implementation Plan Report
October 15, 2025 Submission**

Declaration Reference and Key Data

Obligation Section Number: **5.06 (a), (b), (c) and (d)**

Obligation Title: **Affirmative Action Obligations**

Obligation Page Number: **50**

Obligation Trigger: **Issuance of First Demo Permit for the Project**

Obligation Start Date: **February 4, 2010 (Issuance of First Demo Permit)**

Obligation End Date: **Project Completion**

Obligation Status: **In Compliance/Ongoing**

Obligation

(a) *Construction.* (Triggered) During the construction of the project, CU shall at a minimum adhere to ESD's non-discrimination and affirmative action policies with respect to hiring and contracting, including the goals of 25% MWL business enterprise participation* and 40% MWL work force participation in construction activities. Where CU's affirmative action policies with respect to hiring and contracting differ from or exceed ESD's affirmative action policies, CU shall adhere to the more stringent affirmative action requirements, unless to do so shall directly conflict with applicable law or CU's obligations under collective bargaining agreements in effect as of the date hereof. CU shall notify ESD of any conflict, if any, promptly and with particularity.

(b) *Operation.* (Triggered) CU shall make good faith efforts to include MWL business enterprises in all service management agreements, agreements for the purchase of goods and services and other agreements relating to the operation of the Project. CU shall encourage occupancy of the Project's active, ground floor areas by small, non-chain, neighborhood retail businesses that would serve the local community.

(c) *Compliance of Contractors and Subcontractors.* (Triggered) CU shall cause the Affirmative Action Obligations to be made binding conditions of all contracts entered into by CU or by CU's contractors or agents relating to the construction of the Project.

(d) (Not Triggered) A Successor Interest shall, at a minimum, adhere to ESD's non-discrimination and affirmative action policies with respect to the obligations set forth in Section 5.06(a), (b) and (c) hereof, and may, at the Successor Interest's option, adhere to more stringent affirmative action requirements.

*During the course of negotiations related to Columbia University's construction, CU increased the contracting goal from 25% to good faith efforts toward a goal of 35%.

Evidence of Compliance

1. Exhibit to Manhattanville campus construction contracts: Minority- and Women- owned Business Enterprises, Locally-based Business Enterprises (M/W/LBEs) Non-Discrimination and Affirmative Action Requirements in Columbia University Construction
2. Manhattanville MWL Workforce and Spending Summary
3. Summary of ground floor areas occupied by neighborhood retail businesses
4. Manhattanville MWL Goods and Services for Operations Spending Summary for prior fiscal year

Columbia University's Implementation Plan and all supporting documentation are made available on the Columbia Neighbors Webpage at <https://neighbors.columbia.edu/content/community-commitments>.

**Manhattanville in West Harlem Implementation Plan Report
October 15, 2025 Submission**

EOC Checklist for Obligation 5.06 (a) (b) and (c):

Please check to verify EOC items submitted for review.

- 1. Exhibit to Manhattanville campus construction contracts: Minority- and Women- owned Business Enterprises, Locally-based Business Enterprises (M/W/LBEs) Non-Discrimination and Affirmative Action Requirements in Columbia University Construction
- 2. Manhattanville MWL Workforce and Spending Summary
- 3. Summary of ground floor areas occupied by neighborhood retail businesses
- 4. Manhattanville MWL Goods and Services for Operations Spending Summary for prior fiscal year

Monitor's Notes / Comments:

Status:

Please check to indicate the status of Obligation 5.06 (a) (b) and (c):

- In Compliance
- In Progress
- Not In Compliance
- Not Triggered

NOTICE TO BIDDERS

Minority- and Women-owned Business Enterprises, Locally-based Business Enterprises (M/W/LBEs) Non-Discrimination and Affirmative Action Requirements in Columbia University Construction

I. Policy

Columbia University is fully committed to the well being and competitive strength of minority-, woman-owned and locally-based businesses and to provide maximum practicable opportunities in contracting for construction. This policy commitment is related directly to the maintenance of a strong and healthy free enterprise system, the goals of equal opportunity and diversity, and increasing the participation of qualified minority- and woman-owned and locally-based businesses working with the University. The University believes that the goal of assuring that a fair proportion of University construction contracts initiated by Columbia University Facilities are awarded to Minority-owned Business Enterprises (“MBEs”), Women-owned Business Enterprises (“WBEs”) and Locally based Business Enterprises (“LBEs”) is consistent with reasonable pricing and quality and prevailing law. This belief is best served by the employment of Contractors who do not discriminate against minority- and women-owned businesses in the awarding of construction subcontracts and which engage in substantive, honest and fair marketing outreach efforts to members of these traditionally disadvantaged groups of contractors.

It is the policy of the University to comply with all Federal, State and Local laws, policies, orders, rules and regulations which prohibit unlawful discrimination, to prohibit discrimination because of race, creed, color, national origin, gender, sexual orientation, age, disability or marital status, and to take affirmative action to ensure that Minority and Women-owned Business Enterprises, Locally-based Business Enterprises (M/W/LBEs), Minority Group Members, women and local area residents share in the economic opportunities generated by Columbia’s participation in projects or initiatives, and/or the use of Columbia funds.

As a Harlem-based institution, the University principally defines its “local” catchment area as those communities located in the zip codes that contain, in whole, or in part, the census tracts of the federally mandated New York Empowerment Zone (NYEZ). A listing of these zip codes is found in Section V.

In order to participate in contracting opportunities as an M/WBE, firms must be able to demonstrate that they are certified. Typically, certification by established governmental and quasi-governmental agencies is required and the University will rely on M/WBE certifications granted by specifically identified agencies or institutions in New York, New Jersey and Connecticut. Acceptable certifications are found in Section V.

EXHIBIT E

An outline of the M/W/LBE Goals and Objectives, Non-Discrimination and Affirmative Action provisions and the reporting mechanisms that are required in Columbia University construction contracts follows.

II. Goals and Objectives

Contractors entering into construction contracts with the University must meet these established goals and objectives:

1. For Minority-, Women-Owned and Locally-based Business Enterprise participation

- (a) The Contracting Party is required to provide maximum practicable opportunities to achieve an overall M/W/LBE participation of **35%** of the total dollar value of the Contract of which at least 20% of the total value of the contract should be Minority- and / or Women- owned firms certified by the New York Empire State Development (ESD).
- (b) The M/W/LBE participation in the performance of the work is expressed as a percentage of the contract price.
- (c) The total dollar value of the work performed by M/W/LBEs will be determined as:
 - (i) the dollar value of the work subcontracted to M/W/LBEs; (ii) where the Contractor is a joint venture, association, partnership or other similar entity including one or more M/W/LBEs, the contract price multiplied by the percentage of the entity's profits/losses which are to accrue to the M/W/LBE(s) under the Contractor's agreement; or (iii) where the M/W/LBE is the Contractor, the contract price.
- (d) The Contractor shall include, or cause to be included, the provisions of clauses (a) through (c) in every Contract that it enters into in order to fulfill its obligations under the Contract, in such a manner that such provisions will be binding upon each and every Contracting Party with respect to any Contract.

2. For Minority, Female and Local Workforce Participation

- (a) Contractor is required to provide maximum practicable opportunities to achieve overall participation of **40%** minority, female and local workforce in the work performed pursuant to Contracts entered into in connection with projects with an estimated value in excess of \$1 million, with a preference to maximize local participation.
- (b) The M/W/L workforce participation requirements are expressed as a percentage equal to the person hours of training and employment of minority, female or local workers, as the case may be, used by any Contractor, divided by the total person hours of training and employment of all workers (including supervisory personnel).

EXHIBIT E

- (c) Contractor shall not participate in the transfer of minority, female or local employees or trainees from employer-to-employer or from project-to-project for the sole purpose of meeting the Contractor's obligations herein.
- (d) Contractor shall identify and employ qualified minority, female and local supervisory personnel and journey persons.
- (e) The non-working hours of trainees or apprentices may not be considered in meeting the requirements goals for M/W/L workforce participation contained herein unless: (i) such trainees or apprentices are employed by Contractor during the training period; (ii) the Contractor has made a commitment to employ the trainees or apprentices at the completion of their training, subject to the availability of employment opportunities; and (iii) the trainees are trained pursuant to an approved training program.
- (f) The Contractor shall include, or cause to be included, the provisions of clauses (a) through (e) in every Contract that it enters into in order to fulfill its obligations under the Contract, in such a manner that such provisions will be binding upon each and every Contractor with respect to any Contract.

3. Contractor Equal Opportunity Policy Statements

All Contractors who are awarded construction contracts are required to comply with the University's non-discrimination and affirmative action policy and must agree to provide to Columbia University an equal employment opportunity policy statement that:

- (a) describes the Contractor's non-discrimination policies and practices
- (b) describes how the Contractor will undertake or continue existing programs of affirmative action
- (c) documents the Contractor's conscientious and active efforts to employ and utilize Minority Group Members and women in its workforce on Contracts.

In addition, upon request, Contractors shall request that each employment agency, labor union, or authorized representative of workers with whom it has a collective bargaining or other agreement or understanding, furnish a written statement that such employment agency, labor union, or representative does not unlawfully discriminate, and that such union or representative will affirmatively cooperate in the implementation of the Contractor's obligations herein.

4. Notice to Unions

Where applicable, upon request, the Contractor shall promptly send written notification to its union representatives of its Equal Employment Opportunity obligations on this project and submit copies and mailing/fax receipts of these notices.

III. Contractor Reporting Requirements

Contractors entering into construction contracts will be required to meet specific reporting and administrative requirements, must permit access to books, records and accounts with respect to the Contract by the University or where applicable, the Construction Manager.

1. M/W/LBE Utilization Plans and M/W/LBE participation reporting

Prior to the commencement of any construction work for Contracts with an estimated value in excess of \$100,000, where the work involves more than one trade, the Contractor (including M/W/LBE contractors) must prepare an M/W/LBE plan identifying how it intends to comply with the M/W/LBE goals. Subcontracting, partnering and joint venture methods will be scrutinized to ensure that the M/W/LBE is functioning as a true contributor to the business arrangement with its Construction Manager, General Contractor, consultant, trade contractors, supplier and vendors.

The plan must be broken down by individual contractors. In the initial stages of the construction work (prior to awards) a breakdown by trade is acceptable. On a monthly basis, the original utilization plan must be compared to a current plan that reflects changes due to the various awards and effects of change orders, as well as current spending (See Schedule M).

In order to ascertain compliance with the University's non-discrimination and affirmative action policy, Contractors and Construction Managers have to comply with the following reporting requirements:

a. Tier Reporting Guidelines and Required Back up Documentation.

The reporting criteria for construction spending to be used by contractors in meeting the University's M/W/LBE Goals and Objectives, Non-Discrimination and Affirmative Action provisions is as follows:

- First Tier (Construction Manager): reporting on Construction Manager spending (Fee, Insurance, General Conditions) is based on the CM designation.
- Second Tier: (Subcontractors & Suppliers): reporting is required and is based on the MWL/BE designation of each Subcontractor or Supplier.
- Third Tier: (Sub-Subcontractors & Suppliers to the Subcontractors): reporting is required even when second tier trades and suppliers are MWL/BE (Flow-down).
- No preferential designation in reporting for firms that have more than one designation is allowed. For example if a firm is both M and W it should be reported as MW.

EXHIBIT E

- The Construction Manager must provide the name, EIN and address of the firm including zip code and all MW certifications for the Minority and Women owned firms.

b. Construction Managers (Tier I) are required to enter in Columbia's project management system (Unifier) all Bid Lists and Recommendations to Award (RTA's) for approval along with detail information for each Vendor recommended to be awarded a contract.

For each RTA the following information is required for each Vendor:

- Name of vendor
- Vendor EIN number (Federal ID number)
- Vendor address including Zipcode
- M/W/LBE Status
- Name of agency issuing the M/W/LBE certificate (all certificates should be uploaded in Unifier)
- Amount of recommended award.

In addition they must submit updated **Schedules M2 and M3** as an attachment to all their invoices, indicating the current utilization plan and spending for each Tier II vendor.

c. Subcontractors & Suppliers (Tier 2) must submit to the Construction Manager **Schedule M3** as an attachment to all their invoices, indicating their current utilization plan and spending for all MW/LBE and Non MW/ LBE Tier 3 vendors. The following information must be included for each vendor:

- Name of vendor
- Vendor EIN number(Federal ID number)
- Vendor address including Zipcode
- M/W/LBE Status
- Name of agency issuing the M/W/LBE certificate (all certificates must be attached)
- Amount of award and amount billed.

2. M/W/LBE workforce reporting

For Projects with an estimated value in excess of \$1 million, in addition to the reporting requirements in section III paragraph 2 workforce reporting is required as follows:

- Reporting on Workforce Participation is required down to the Third Tier based on individuals who work on the project.
- No preferential designation in reporting for individuals that have more than one designation is allowed. For example if an individual is both M and W they should be

EXHIBIT E

reported as MW. The following MWL classifications are possible M, W, L, MW, ML, WL, MWL, Non-MWL

a. **Construction Managers must submit the following:**

On a monthly basis, by the 20th of each month, the Construction Manager will verify that the data submitted by the Sub-Contractors (Tier 2 and 3) matches their supporting documentation and submit the information in the owners Project Management System (Unifier) along with all supporting documentation for approval by the Owner. **Sub-contractors (Tier 2) must submit electronically to the Construction Manager the following by the 15th of each month:**

- Owner issued spreadsheet that summarizes all workforce data.
- Single PDF with the certified payroll, weeks in chronological order.
- The information in the Excel Spreadsheet must precisely match the information as listed in the certified payroll.
- Only electronic submissions will be accepted.
- The following required information shall be included from, Tier 2 and Tier 3.
 - Vendor Name (all Vendors in Tree)
 - Vendor Address (all Vendors in Tree)
 - Vendor EIN (all Vendors in Tree)
 - Tier level (all Vendors in Tree)
 - Project Name
 - Full Name of Employee
 - Current Address including Zip Code
 - MWL status as defined in CU Policy. Record the following MWL classifications M, W, L, MW, ML, WL, MWL, Non-MWL.
- Daily work force reports.
- Payroll records with a certified Statement of Compliance.
- Certification letters for all apprentices employed at this project.

IV. Compliance Criteria and Sanctions for Non Compliance

1. Compliance Evaluation Criteria Goals:

In determining whether a Contractor has provided maximum practicable opportunities to achieve his or her firm's M/W/LBE utilization goal, the University will consider the actions and activities as described in section V, paragraph 6 "Good Faith Efforts". Furthermore, the following criteria will be used for applicable contract dollars paid to M/W/LBEs:

- a). Amounts paid by the Contractor to M/W/LBE subcontractors for providing goods and services specifically purchased in connection with the contract work.

EXHIBIT E

- b). Amounts paid to M/W/LBE subcontractors that represent the percentage of the total profit to which the M/W/LBE subcontractor is entitled under an approved partnership or joint venture plan.
- c). Amounts paid to subcontractors which, in turn, have subcontracted to M/W/LBE subcontractors. Under this circumstance, the amounts paid to M/W/LBE subcontractors which are in turn paid to other M/W/LBE subcontractors (third parties) may be credited to the Contractor only once.
- d). In the event a firm satisfies the criteria for M/W/LBEs, the total amount paid to such firm may be credited only once.
- e). M/W/BE subcontractors must be certified and LBEs must be approved by the University for amounts paid to be credited.

2. Non-Compliance and Sanctions:

In the event that any Contractor violates any of the provisions herein, the University may impose the following sanctions and remedies for non-compliance:

- (a) Summon the Contractor for a hearing with the University and where applicable Construction Manager.
- (b) After any such hearing, and a determination by the University or where applicable, Construction Manager, that the Contractor has failed to comply with any of these provisions, and the passage of time in which to remedy such failure has transpired, this Contract may be canceled, terminated or suspended, in whole or in part. Alternatively, the University or where applicable Construction Manager, in his/her sole discretion, may assess liquidated damages against the Contractor for failure to demonstrate its best efforts in complying with the affirmative action program. Liquidated damages may be assessed in an amount equal to one percent of the Contract value to compensate for the dollar value of Contracts that would have been realized by M/W/LBEs if the goals and objectives had been achieved.
- (c) If such an award is assessed against any Contractor, (i) the amount of such assessment may be withheld from any monies due to the Contractor by the University or where applicable Construction Manager or; (ii) may be paid to the University or Construction Manager by the Contractor that has been found to fail to comply with the affirmative action program. Any liquidated damages collected hereunder shall be paid into one or more M/W/LBE technical assistance funds administered by the University or Construction Manager.

EXHIBIT E

(d) Such sanctions that may be imposed and remedies invoked hereunder, shall be considered independent of, or in addition to, sanctions and remedies otherwise provided by law.

V. Definitions

1. Affirmative Action

Shall mean the actions to be undertaken by the Contractor in connection with any project to ensure non-discrimination and Minority-, Women-owned and Locally-based Business Enterprise and Minority, Female and Local workforce participation, as set forth in Sections II and III herein, and developed by Columbia University.

2. Contract

Shall mean a written agreement or purchase order instrument, or amendment thereto, executed by or on behalf of a Contracting Party, providing for a total expenditure in excess of \$100,000, where the work is to be performed by more than one trade, for labor, services, supplies, equipment, materials or any combination of the foregoing, unless the Columbia University Facilities has granted a waiver based on a determination that the Contract involves specialty construction services (services of a unique and special nature for which there exists a limited number of qualified business entities employing a work force capable of performing such services, "Specialty Construction Services").

3. Contractor

Shall mean a general contractor, construction manager, or subcontractor as applicable.

4. Tiers

First Tier shall mean the Construction Manager. Second Tier shall mean the Subcontractors & Suppliers. Third Tier shall mean the Sub-Subcontractors & Suppliers to the Subcontractors.

5. Contracting Party

Shall mean any Contractor, consultant, sub-consultant or vendor supplying goods or services, pursuant to a Contract in excess of \$100,000, unless the University has granted a waiver for Specialty Construction Services

6. Construction

Shall be restricted to mean construction-related spending.

7. Good Faith Efforts – Minority, Women and Locally owned Business Enterprise Participation

EXHIBIT E

Contractor shall utilize their good faith efforts to achieve the required M/W/LBE participation goals and objectives. The role of M/W/LBE firms is not restricted to that of a subcontractor/sub-consultant, and where applicable, M/W/LBE firms should be considered for roles as prime contractors. For Contracts with an estimated value in excess of \$100,000 where the work involves more than one trade, such good faith efforts shall include at least the following:

- (a) Dividing the contract work into smaller portions in such a manner as to permit subcontracting to the extent that it is economically and technically feasible to do so;
- (b) Actively and affirmatively soliciting bids from qualified M/W/LBEs, including upon request circulation of solicitations to minority, women's and local trade associations. Contractor shall maintain records detailing the efforts made to provide for meaningful M/W/LBE participation in the work. Such record keeping must include the names and addresses of all M/W/LBEs contacted and, if an M/W/LBE is the low bidder and is not selected for such work or portion thereof, the reasons for such decision;
- (c) Making plans and specifications for prospective work available to M/W/LBEs in sufficient time for review;
- (d) Utilizing the services and cooperating with those organizations providing technical assistance to the Contracting Party in connection with potential M/W/LBE participation on the Contract;
- (e) Taking its own actions for extensive outreach, and utilizing the resources of Columbia University and where applicable the Construction Manager, to identify certified M/W/LBE firms on a trade-by-trade and tier-by-tier basis for the purpose of soliciting bids and subcontracts;
- (f) Encouraging the formation of joint ventures, associations, partnerships, or other similar entities, where appropriate, to ensure that the Contractor will meet its obligations herein.
- (g) Producing evidence that all M/W/L subcontractors have current and valid certifications;
- (h) Submitting documentation prior to the award of a subcontract substantiating Contractor's commitments in the utilization plan;
- (i) Conducting meetings with subcontractors to review compliance with the utilization plan and monthly reports; and
- (j) Remitting payment in a timely fashion.

8. Good Faith Efforts - Minority Group Member, Female and Local Workforce Participation

EXHIBIT E

Contractors shall utilize their good faith efforts to provide for meaningful Minority Group Member, Female and Local workforce participation. For projects with an estimated value in excess of \$1 million, good faith efforts shall include at least the following in connection with the work:

- (a) Ensure and maintain a working environment free of harassment, intimidation, and coercion at the premises. The Contractor shall specifically ensure that all foremen, superintendents, and other on-site supervisory personnel are aware of and carry out the obligation to maintain such a working environment, with specific attention to Minority Group Member, Female and Local individuals working at the premises;
- (b) State in all solicitations or advertisement for employees that all qualified applicants will receive consideration for employment without regard to race, creed, color, national origin, gender, sexual orientation, age disability or marital status;
- (c) Send to each labor union or representative of workers with which a collective bargaining agreement or understanding is in place, a notice advising the said labor union or workers representative of commitments under this Section, and post copies of the notice in conspicuous places available to employees and applicants for employment;
- (d) Establish and maintain a current list of Minority Group Member, Female and Local recruitment sources and community organizations, and provide written notification to them when employment opportunities are available. Maintain a record of the organizations' responses;
- (e) Maintain a current file of the name, address and telephone number of each Minority Group Member, Female and Local applicant and any referrals from a union, recruitment source, the University or community organization, and of the action taken with respect to each individual. If such individual was sent to the union hiring hall for referral and was not referred back by the union or, if referred, was not employed, this shall be documented in writing in the file with the reasons therefore; along with whatever additional actions the Contractor may have taken;
- (f) Assist and support the University in implementing pre-apprenticeship training programs such as the Edward J. Malloy Construction Skills Program, Helmets to Hard Hats, and Nontraditional Employment for Women;
- (g) Disseminate the Contractor's equal employment opportunity policy by providing notice of the policy to unions and training programs and requesting their cooperation in meeting its Equal Employment Opportunity obligations, by including it in any policy manual and collective bargaining agreement, by publicizing it in the company newspaper, annual report, and other similar items, by specific review of the policy with all management personnel and with all Minority Group Member, Female and Local employees at least once a year, and by posting the company Equal Employment Opportunity policy on bulletin boards accessible to all employees at each location where work is performed under this Contract;

EXHIBIT E

- (h) Disseminate the Contractor's Equal Employment Opportunity policy externally by including it in any advertising in the news media, specifically including Minority Group Member, Female and Local news media, and providing written notification to and discussing the Equal Employment Opportunity policy with any Contractor with whom the Contractor does or anticipates doing business; and,
- (i) Ensure that all facilities and company activities are non-segregated except that separate or single-user toilets and necessary changing facilities shall be provided to assure privacy between the sexes.
- (j) Submit documentation prior to the award of a subcontract substantiating Contractor's commitments to workforce participation goals.
- (k) Conduct meetings with subcontractors to review compliance with the workforce participation goals and monthly reports.

9. Local Workforce Group Member

Shall mean a United States citizen or permanent resident alien who is and can demonstrate that they maintain a primary residence in one of the following United States Postal Service Zip Code areas: 10025, 10026, 10027, 10029, 10030, 10031, 10032, 10033, 10034, 10035, 10037, 10039, 10040, 10451, 10455, 10454, and 10474.

10. Acceptable M/W/BE certifications

The preferred certification for all firms awarded work on the Manhattanville project is the Empire State Development (ESD) certification. The M/WBE certifications accepted for firms working on the Manhattanville and all Columbia projects include:

- New York Empire State Development Corporation (ESD)
- New York City Department of Small Business Services (SBS)
- New York School Construction Authority (SCA)
- NY Metropolitan Transit Authority (MTA)
- Dormitory Authority of the State of New York (DASNY)
- Port Authority of New York/New Jersey (PANYNJ)
- Women's Business Enterprise National Council (WBENC) *WBE only*
- New York & New Jersey Minority Supplier Development Council (NYNJMSDC) *MBE only*
- Selected certifying agencies in other states as determined by a Columbia University waiver

11. Local Business Enterprise (“LBE”)

As a Harlem-based institution, the University principally defines its “local” catchment area as those communities located in the zip codes that contain, in whole, or in part, the census tracts of the federally mandated New York Empowerment Zone (NYEZ). In Manhattan, this area is defined as Upper Manhattan, or all points north of 96th Street, river to river. The zip codes of Upper Manhattan are: 10025, 10026, 10027, 10029, 10030, 10031, 10032, 10033, 10034, 10035, 10037, 10039 and 10040. In the Bronx, this area is defined by the following zip codes: 10451, 10454, 10455 and 10474. A business enterprise, including a sole proprietorship, partnership or corporation is deemed to be local if they maintain a primary business address, or has a significant administrative business presence, in one of these zip codes.

12. Maximum Practicable Opportunity (MPO)

Shall mean that a contractor or subcontractor must offer real opportunities to the maximum extent possible to M/W/LBEs to participate as subcontractors. If maximum opportunities are extended, then subcontracts to these concerns usually result. MPO means that a contractor should extend maximum opportunities to M/W/LBEs to bid on subcontracts, and, if appropriate, to award subcontracts to them. Meeting a numerical goal does not, by itself, mean that a contractor or subcontractor has provided MPO. Likewise, not meeting a goal does not necessarily mean that a contractor or subcontractor has not provided MPO.

13. Minority Business Enterprise (“MBE”)

Shall mean a business enterprise authorized to do business in the State of New York and certified pursuant to section V as a minority-owned business enterprise.

14. Minority Group Member

Shall mean a United States citizen or permanent resident alien who is and can demonstrate membership in one of the following groups: (i) Black persons having origins in any of the Black African racial groups; (ii) Hispanic persons of Mexican, Puerto Rican, Dominican, Cuban, Central or South American descent of either Indian or Hispanic origin, regardless of race; (iii) Asian and Pacific Islander persons having origins in any of the Far East countries, South East Asia, the Indian subcontinent or the Pacific Islands; and (iv) Native American or Alaskan native persons having origins in any of the original peoples of North America.

15. Women-owned Business Enterprise (“WBE”)

Shall mean a business enterprise authorized to do business in the State of New York and is certified as a woman-owned business enterprise pursuant to section V.

Non-Specialty Construction

Date: 6/30/2025

Reporting Period Summary Notes

Manhattanville Project Reporting Period: 8/1/2008 – 6/30/2025

During the reporting period there are currently ten projects comprising the Non-Specialty construction portion of the Manhattanville project. Nine out of the ten projects are all in progress with starting periods as early as 1/3/2008, with payments starting in August 2008. The Shared Services spending is allocated to each individual project.

The Non-Specialty report package has cumulative and quarterly summaries of workforce hours and spending (backed by Schedule Ms). There are three types of Schedule Ms (indicated in the upper right corner of the forms):

- Schedule M1s are for firms paid directly by Columbia University
- Schedule M2s are for payments made by a firm directly paid by Columbia University (typically the Construction Manager)
- Schedule M3s are firms paid by a firm found on the preceding Schedule M2

Non-Specialty Project Reporting Periods

| Project Name | Project Start | Status | Page # |
|---------------------------------|----------------------|---------------------------|---------------|
| Utilities Improvement | 1/3/2008 | Project Completed 10/2018 | 5-10 |
| Abatement & Demolition Project | 9/1/2009 | Project Completed 04/2022 | 11-24 |
| Jerome L. Greene Science Center | 2/28/2011 | In Progress | 25-52 |
| EPA Clean Diesel | 5/1/2009 | Project Completed 11/2011 | 53-54 |
| Open Space | 7/10/2013 | Project Completed 02/2020 | 55-61 |
| Lenfest | 12/1/2013 | Project Completed 02/2021 | 62-78 |
| University Forum | 12/1/2015 | Project Completed 05/2021 | 79-93 |
| Phase 2 Below Grade | 10/1/2016 | In Progress | 94-105 |
| Columbia Business School | 1/1/2018 | In Progress | 106-189 |
| Open Space Large Square | 7/1/2020 | In Progress | 190-196 |
| Shared Services | 2/4/2010 | In Progress | 197-199 |

Manhattanville MWL Workforce and Spending Summary
Cumulative: Aug 1, 2008 to June 30, 2025
 (Excluding Specialty Construction)

Construction Spending: CU Goal = 35%

| Non-Specialty Projects | M | | W | | L | | MW | | ML | | WL | | MWL | | Total MWL | | Non-MWL | | Total Spend | | Total L | |
|-----------------------------------|----------------|----------------|----------------|----------------|----------------|----------------|--------------|----------------|----------|----------------|--------------|----------------|---------------|----------------|----------------|----------------|----------------|----------------|------------------|----------------|----------------|----------------|
| | \$ | % ¹ | \$ | % ¹ | \$ | % ¹ | \$ | % ¹ | \$ | % ¹ | \$ | % ¹ | \$ | % ¹ | \$ | % ¹ | \$ | % ¹ | \$ | % ¹ | \$ | % ¹ |
| Utilities Improvement | \$ - | 0% | \$ 21,944 | 0% | \$ 28,894,115 | 86% | \$ 585,271 | 2% | \$ - | 0% | \$ - | 0% | \$ 597,070 | 2% | \$ 30,098,400 | 89% | \$ 3,683,259 | 11% | \$ 33,781,659 | \$ | \$ 29,491,185 | \$ |
| Abatement & Demolition | \$ 2,278,305 | 7% | \$ 1,550,209 | 4% | \$ 492,822 | 1% | \$ 1,165,616 | 3% | \$ 2,350 | 0% | \$ 229,212 | 1% | \$ 744,393 | 2% | \$ 6,462,907 | 19% | \$ 28,113,455 | 81% | \$ 34,576,362 | \$ | \$ 1,468,777 | \$ |
| * Jerome L. Greene Science Center | \$ 49,264,524 | 11% | \$ 45,806,201 | 11% | \$ 12,815,780 | 3% | \$ 2,669,497 | 1% | \$ - | 0% | \$ 83,703 | 0% | \$ 6,625,281 | 2% | \$ 117,264,986 | 27% | \$ 312,695,552 | 73% | \$ 429,960,538 | \$ | \$ 19,524,764 | \$ |
| EPA Clean Diesel | \$ - | 0% | \$ - | 0% | \$ - | 0% | \$ - | 0% | \$ - | 0% | \$ - | 0% | \$ - | 0% | \$ - | 0% | \$ 613,907 | 100% | \$ 613,907 | \$ | \$ - | \$ |
| Open Space | \$ 916,725 | 5% | \$ 577,140 | 3% | \$ 340,627 | 2% | \$ 54,195 | 0% | \$ - | 0% | \$ - | 0% | \$ 121,951 | 1% | \$ 2,010,638 | 12% | \$ 14,933,857 | 88% | \$ 16,944,495 | \$ | \$ 462,578 | \$ |
| Lenfest | \$ 3,217,912 | 4% | \$ 6,226,230 | 9% | \$ 1,624,680 | 2% | \$ 249,862 | 0% | \$ - | 0% | \$ 38,995 | 0% | \$ 1,513,224 | 2% | \$ 12,870,903 | 18% | \$ 59,371,308 | 82% | \$ 72,242,211 | \$ | \$ 3,176,899 | \$ |
| University Forum | \$ 17,453,734 | 20% | \$ 5,007,224 | 6% | \$ 2,613,970 | 3% | \$ 1,246,502 | 1% | \$ - | 0% | \$ 12,880 | 0% | \$ 11,085 | 0% | \$ 26,345,395 | 31% | \$ 59,792,304 | 69% | \$ 86,137,699 | \$ | \$ 2,637,935 | \$ |
| * Phase 2 Below Grade | \$ 14,412,104 | 7% | \$ 7,798,529 | 4% | \$ 92,706,264 | 48% | \$ 207,329 | 0% | \$ - | 0% | \$ 5,621 | 0% | \$ 1,627,546 | 1% | \$ 116,757,393 | 61% | \$ 75,794,969 | 39% | \$ 192,552,362 | \$ | \$ 94,339,431 | \$ |
| * Columbia Business School | \$ 68,993,314 | 14% | \$ 64,456,165 | 13% | \$ 4,298,750 | 1% | \$ 521,696 | 0% | \$ 310 | 0% | \$ 1,422,825 | 0% | \$ 2,709,600 | 1% | \$ 142,402,660 | 28% | \$ 365,185,421 | 72% | \$ 507,588,081 | \$ | \$ 8,431,485 | \$ |
| * Open Space Large Square | \$ 193,643 | 1% | \$ 2,045,821 | 8% | \$ 381,007 | 2% | \$ 336,483 | 1% | \$ - | 0% | \$ - | 0% | \$ - | 0% | \$ 2,956,954 | 12% | \$ 21,138,037 | 88% | \$ 24,094,991 | \$ | \$ 381,007 | \$ |
| Total | \$ 156,730,261 | 11% | \$ 133,489,463 | 10% | \$ 144,168,015 | 1% | \$ 7,036,451 | 1% | \$ 2,660 | 0% | \$ 1,793,236 | 0% | \$ 13,950,150 | 1% | \$ 457,170,236 | 33% | \$ 941,322,069 | 67% | \$ 1,398,492,305 | \$ | \$ 159,914,061 | \$ |
| % of Total Spending | | | | | | | | | | | | | | | | | | | | | | |

| Non-Specialty Projects Excluding CM Spend | M | W | L | MW | ML | WL | MWL | Total MWL | Non-MWL | Total Spend | Total L |
|---|---------------|---------------|---------------|-------------|---------|-------------|-------------|---------------|---------------|-----------------|---------------|
| Total | \$ | \$ | \$ | \$ | \$ | \$ | \$ | \$ | \$ | \$ | \$ |
| Total | \$156,232,438 | \$133,489,463 | \$144,168,015 | \$6,458,259 | \$2,660 | \$1,793,236 | \$7,970,034 | \$450,114,105 | \$751,175,953 | \$1,201,290,058 | \$153,933,945 |
| % of Total Spending | 13% | 11% | 12% | 1% | 0% | 0% | 1% | 37% | 63% | 100% | 13% |

¹ Denotes percentages of the individual MWL designation to the total spending
 * Denotes active project

| MWL Spending | # of Firms | Total Spending | % of Total MWL Spending | % of Total Spending | % of Total Excluding CM Spending |
|--------------------------------|------------|----------------|-------------------------|---------------------|----------------------------------|
| ESD Certified Firms | 164 | \$ 232,771,625 | 51% | 17% | 19% |
| Local Firms | 39 | \$ 143,988,645 | 31% | 10% | 12% |
| Firms With Other Certification | 61 | \$ 80,409,966 | 18% | 6% | 7% |
| Total MWL | 264 | \$ 457,170,236 | 100% | 33% | 38% |

Workforce Hours : CU Goal = 40%

| Non-Specialty Projects | M | | W | | L | | MW | | ML | | WL | | MWL | | Total MWL | | Non-MWL | | Total Hours | | Total L | | Headcount | | | | |
|--|-----------|----------------|--------|----------------|--------|----------------|---------|----------------|---------|----------------|-------|----------------|--------|----------------|-----------|----------------|-----------|----------------|-------------|----------------|---------|----------------|-----------|----------------|--------|----------------|---|
| | Hrs | % ² | Hrs | % ² | Hrs | % ² | Hrs | % ² | Hrs | % ² | Hrs | % ² | Hrs | % ² | Hrs | % ² | Hrs | % ² | Hrs | % ² | Hrs | % ² | # | % ² | # | % ² | # |
| Utilities Improvement | 15,126 | 16% | 203 | 0% | 0 | 0% | 0 | 0% | 8,053 | 8% | 0 | 0% | 0 | 0% | 23,382 | 24% | 72,083 | 76% | 95,465 | 8,053 | 57 | 24% | 182 | 76% | 239 | | |
| Abatement & Demolition | 99,444 | 54% | 824 | 0% | 122 | 0% | 6,372 | 3% | 10,985 | 6% | 0 | 0% | 40 | 0% | 117,785 | 64% | 66,567 | 36% | 184,352 | 11,146 | 396 | 65% | 211 | 35% | 607 | | |
| * Jerome L. Greene Science Center | 502,503 | 32% | 6,546 | 0% | 10,389 | 1% | 16,684 | 1% | 47,382 | 3% | 1,225 | 0% | 8,280 | 1% | 593,008 | 38% | 973,230 | 62% | 1,566,237 | 67,276 | 1,152 | 42% | 1,615 | 58% | 2,767 | | |
| EPA Clean Diesel (No Workforce - Equipment Supplies) | 0 | 0% | 0 | 0% | 0 | 0% | 0 | 0% | 0 | 0% | 0 | 0% | 0 | 0% | 0 | 0% | 0 | 0% | 0 | 0 | 0 | 0% | 0 | 0% | 0 | | |
| Open Space | 19,121 | 51% | 0 | 0% | 0 | 0% | 0 | 0% | 280 | 1% | 0 | 0% | 0 | 0% | 19,401 | 51% | 18,438 | 49% | 37,839 | 280 | 101 | 53% | 88 | 47% | 189 | | |
| Lenfest | 88,213 | 36% | 1,418 | 1% | 1,352 | 1% | 2,235 | 1% | 4,545 | 2% | 0 | 0% | 126 | 0% | 97,889 | 40% | 148,272 | 60% | 246,160 | 6,023 | 306 | 40% | 450 | 60% | 756 | | |
| University Forum | 105,756 | 60% | 170 | 0% | 121 | 0% | 1,635 | 1% | 6,441 | 4% | 0 | 0% | 310 | 0% | 114,431 | 65% | 61,925 | 35% | 176,355 | 6,871 | 389 | 52% | 364 | 48% | 753 | | |
| * Phase 2 Below Grade | 147,250 | 34% | 4,754 | 1% | 376 | 0% | 2,841 | 1% | 4,499 | 1% | 0 | 0% | 68 | 0% | 159,788 | 36% | 279,746 | 64% | 439,534 | 4,943 | 583 | 42% | 821 | 58% | 1,404 | | |
| * Columbia Business School | 746,534 | 40% | 14,439 | 1% | 7,580 | 0% | 35,578 | 2% | 37,483 | 2% | 2,133 | 0% | 17,368 | 1% | 861,113 | 46% | 1,014,106 | 54% | 1,875,219 | 64,563 | 1,834 | 51% | 1,731 | 49% | 3,565 | | |
| * Shared Services - Lend Lease US Construction LMB | 92,640 | 32% | 2,939 | 1% | 13,996 | 5% | 19,956 | 7% | 49,345 | 17% | 0 | 0% | 2,537 | 1% | 181,413 | 63% | 107,940 | 37% | 289,353 | 65,878 | 134 | 43% | 181 | 57% | 315 | | |
| * Shared Services - Johnson Security | 152,969 | 60% | 0 | 0% | 2,042 | 1% | 31,652 | 12% | 54,836 | 21% | 0 | 0% | 11,142 | 4% | 252,642 | 99% | 3,084 | 1% | 255,726 | 68,020 | 299 | 0% | 10 | 0% | 309 | | |
| * Shared Services - Edgington Security | 110,679 | 76% | 0 | 0% | 0 | 0% | 304 | 0% | 35,032 | 24% | 0 | 0% | 0 | 0% | 146,015 | 100% | 8 | 0% | 146,023 | 35,032 | 167 | 0% | 1 | 0% | 168 | | |
| * Open Space Large Square | 31,324 | 80% | 1,307 | 3% | 16 | 0% | 2,182 | 6% | 176 | 0% | 0 | 0% | 320 | 1% | 35,325 | 90% | 3,992 | 10% | 39,317 | 512 | 131 | 85% | 23 | 15% | 154 | | |
| Total | 2,111,558 | 39% | 32,599 | 1% | 35,993 | 1% | 119,436 | 2% | 259,056 | 5% | 3,358 | 0% | 40,190 | 1% | 2,602,189 | 49% | 2,749,390 | 51% | 5,351,579 | 338,597 | 5,549 | 49% | 5,677 | 51% | 11,226 | | |
| % of Total Hours | | | | | | | | | | | | | | | | | | | | | | | | | | | |

¹ Denotes percentages of the individual MWL designation to the total spending
² Denotes percentages of the individual MWL designation to the total workforce hours or total headcount
³ Security workforce hours apply to all projects and reported by vendor in a shared services project
 * Denotes active project
 (Note: May include changes to prior periods)

Manhattanville MWL Workforce and Spending Summary
Quarter: April 1, 2025 to June 30, 2025
(Excluding Specialty Construction)

Construction Spending: CU Goal = 35%

| Non-Specialty Projects | M | | W | | L | | MW | | ML | | WL | | MWL | | Total MWL | | Non-MWL | | Total Spend | | Total L | | | |
|-----------------------------------|------|----------------|------|----------------|------|----------------|------|----------------|------|----------------|------|----------------|------|----------------|-----------|----------------|---------|----------------|-------------|----------------|---------|----------------|------|----|
| | \$ | % ¹ | \$ | % ¹ | \$ | % ¹ | \$ | % ¹ | \$ | % ¹ | \$ | % ¹ | \$ | % ¹ | \$ | % ¹ | \$ | % ¹ | \$ | % ¹ | \$ | % ¹ | | |
| Utilities Improvement | \$ - | 0% | \$ - | 0% | \$ - | 0% | \$ - | 0% | \$ - | 0% | \$ - | 0% | \$ - | 0% | \$ - | 0% | \$ - | 0% | \$ - | 0% | \$ - | 0% | \$ - | 0% |
| Abatement & Demolition | \$ - | 0% | \$ - | 0% | \$ - | 0% | \$ - | 0% | \$ - | 0% | \$ - | 0% | \$ - | 0% | \$ - | 0% | \$ - | 0% | \$ - | 0% | \$ - | 0% | \$ - | 0% |
| * Jerome L. Greene Science Center | \$ - | 0% | \$ - | 0% | \$ - | 0% | \$ - | 0% | \$ - | 0% | \$ - | 0% | \$ - | 0% | \$ - | 0% | \$ - | 0% | \$ - | 0% | \$ - | 0% | \$ - | 0% |
| EPA Clean Diesel | \$ - | 0% | \$ - | 0% | \$ - | 0% | \$ - | 0% | \$ - | 0% | \$ - | 0% | \$ - | 0% | \$ - | 0% | \$ - | 0% | \$ - | 0% | \$ - | 0% | \$ - | 0% |
| Open Space | \$ - | 0% | \$ - | 0% | \$ - | 0% | \$ - | 0% | \$ - | 0% | \$ - | 0% | \$ - | 0% | \$ - | 0% | \$ - | 0% | \$ - | 0% | \$ - | 0% | \$ - | 0% |
| Lenfest | \$ - | 0% | \$ - | 0% | \$ - | 0% | \$ - | 0% | \$ - | 0% | \$ - | 0% | \$ - | 0% | \$ - | 0% | \$ - | 0% | \$ - | 0% | \$ - | 0% | \$ - | 0% |
| University Forum | \$ - | 0% | \$ - | 0% | \$ - | 0% | \$ - | 0% | \$ - | 0% | \$ - | 0% | \$ - | 0% | \$ - | 0% | \$ - | 0% | \$ - | 0% | \$ - | 0% | \$ - | 0% |
| * Phase 2 Below Grade | \$ - | 0% | \$ - | 0% | \$ - | 0% | \$ - | 0% | \$ - | 0% | \$ - | 0% | \$ - | 0% | \$ - | 0% | \$ - | 0% | \$ - | 0% | \$ - | 0% | \$ - | 0% |
| * Columbia Business School | \$ - | 0% | \$ - | 0% | \$ - | 0% | \$ - | 0% | \$ - | 0% | \$ - | 0% | \$ - | 0% | \$ - | 0% | \$ - | 0% | \$ - | 0% | \$ - | 0% | \$ - | 0% |
| * Open Space Large Square | \$ - | 0% | \$ - | 0% | \$ - | 0% | \$ - | 0% | \$ - | 0% | \$ - | 0% | \$ - | 0% | \$ - | 0% | \$ - | 0% | \$ - | 0% | \$ - | 0% | \$ - | 0% |
| Total | \$ - | 0% | \$ - | 0% | \$ - | 0% | \$ - | 0% | \$ - | 0% | \$ - | 0% | \$ - | 0% | \$ - | 0% | \$ - | 0% | \$ - | 0% | \$ - | 0% | \$ - | 0% |
| % of Total Spending | 0% | | 0% | | 0% | | 0% | | 0% | | 0% | | 0% | | 0% | | 0% | | 100% | | 100% | | 0% | |

Workforce Hours : CU Goal = 40%

| Non-Specialty Projects | M | | W | | L | | MW | | ML | | WL | | MWL | | Total MWL | | Non-MWL | | Total Hours | | Total L | | Headcount | | | | |
|--|-----|----------------|-----|----------------|-----|----------------|-----|----------------|-----|----------------|-----|----------------|-----|----------------|-----------|----------------|---------|----------------|-------------|----------------|---------|----------------|-------------|-----------|---------|----|----|
| | Hrs | % ² | Hrs | % ² | Hrs | % ² | Hrs | % ² | Hrs | % ² | Hrs | % ² | Hrs | % ² | Hrs | % ² | Hrs | % ² | Hrs | % ² | Hrs | % ² | Total MWL # | Non-MWL # | Total # | | |
| Utilities Improvement | 0 | 0% | 0 | 0% | 0 | 0% | 0 | 0% | 0 | 0% | 0 | 0% | 0 | 0% | 0 | 0% | 0 | 0% | 0 | 0% | 0 | 0% | 0 | 0 | 0 | 0 | 0 |
| Abatement & Demolition | 0 | 0% | 0 | 0% | 0 | 0% | 0 | 0% | 0 | 0% | 0 | 0% | 0 | 0% | 0 | 0% | 0 | 0% | 0 | 0% | 0 | 0% | 0 | 0 | 0 | 0 | 0 |
| * Jerome L. Greene Science Center | 0 | 0% | 0 | 0% | 0 | 0% | 0 | 0% | 0 | 0% | 0 | 0% | 0 | 0% | 0 | 0% | 0 | 0% | 0 | 0% | 0 | 0% | 0 | 0 | 0 | 0 | 0 |
| EPA Clean Diesel (No Workforce - Equipment Supplies) | 0 | 0% | 0 | 0% | 0 | 0% | 0 | 0% | 0 | 0% | 0 | 0% | 0 | 0% | 0 | 0% | 0 | 0% | 0 | 0% | 0 | 0% | 0 | 0 | 0 | 0 | 0 |
| Open Space | 0 | 0% | 0 | 0% | 0 | 0% | 0 | 0% | 0 | 0% | 0 | 0% | 0 | 0% | 0 | 0% | 0 | 0% | 0 | 0% | 0 | 0% | 0 | 0 | 0 | 0 | 0 |
| Lenfest | 0 | 0% | 0 | 0% | 0 | 0% | 0 | 0% | 0 | 0% | 0 | 0% | 0 | 0% | 0 | 0% | 0 | 0% | 0 | 0% | 0 | 0% | 0 | 0 | 0 | 0 | 0 |
| University Forum | 0 | 0% | 0 | 0% | 0 | 0% | 0 | 0% | 0 | 0% | 0 | 0% | 0 | 0% | 0 | 0% | 0 | 0% | 0 | 0% | 0 | 0% | 0 | 0 | 0 | 0 | 0 |
| * Phase 2 Below Grade | 0 | 0% | 0 | 0% | 0 | 0% | 0 | 0% | 0 | 0% | 0 | 0% | 0 | 0% | 0 | 0% | 0 | 0% | 0 | 0% | 0 | 0% | 0 | 0 | 0 | 0 | 0 |
| * Columbia Business School | 0 | 0% | 0 | 0% | 0 | 0% | 0 | 0% | 0 | 0% | 0 | 0% | 0 | 0% | 0 | 0% | 0 | 0% | 0 | 0% | 0 | 0% | 0 | 0 | 0 | 0 | 0 |
| * Open Space Large Square | 0 | 0% | 0 | 0% | 0 | 0% | 0 | 0% | 0 | 0% | 0 | 0% | 0 | 0% | 0 | 0% | 0 | 0% | 0 | 0% | 0 | 0% | 0 | 0 | 0 | 0 | 0 |
| * Shared Services - Lend Lease US Construction LMB | 0 | 0% | 0 | 0% | 0 | 0% | 0 | 0% | 0 | 0% | 0 | 0% | 0 | 0% | 0 | 0% | 0 | 0% | 0 | 0% | 0 | 0% | 0 | 0 | 0 | 0 | 0 |
| * Shared Services - Johnson Security | 0 | 0% | 0 | 0% | 0 | 0% | 0 | 0% | 0 | 0% | 0 | 0% | 0 | 0% | 0 | 0% | 0 | 0% | 0 | 0% | 0 | 0% | 0 | 0 | 0 | 0 | 0 |
| * Shared Services - Edgington Security | 0 | 0% | 0 | 0% | 0 | 0% | 0 | 0% | 0 | 0% | 0 | 0% | 0 | 0% | 0 | 0% | 0 | 0% | 0 | 0% | 0 | 0% | 0 | 0 | 0 | 0 | 0 |
| Total Hours | 0 | 0% | 0 | 0% | 0 | 0% | 0 | 0% | 0 | 0% | 0 | 0% | 0 | 0% | 0 | 0% | 0 | 0% | 0 | 0% | 0 | 0% | 0 | 0 | 0 | 0 | 0 |
| % of Total Hours | 0% | | 0% | | 0% | | 0% | | 0% | | 0% | | 0% | | 0% | | 0% | | 0% | | 0% | | 0% | 0% | 0% | 0% | 0% |

¹ Denotes percentages of the individual MWL designation to the total spending
² Denotes percentages of the individual MWL designation to the total workforce hours or total headcount
³ Security workforce hours apply to all projects and reported by vendor in a shared services project
* Denotes active project
(Note: May include changes to prior periods)

Utilities Improvement

SCHEDULE OF MINORITY/WOMEN/LOCAL OWNED BUSINESS PARTICIPATION UTILIZATION PLAN
(No substitutions may be made on this submission except by prior written approval by Owner)

Schedule M1

Owner Name: Columbia University **Project:** Utilities Improvement
Address: 410 West 118th Street, NY, NY 10027 **Telephone:**
As of Date: 6/30/2025 **Project Start:** 1/3/2008¹ **Project End:** In Progress

| OWNER | | | | | | |
|---------------------|-----------------|----------------|-------|------------------------------|--|----------------------------------|
| Name | MWL Designation | Joint Venture? | Trade | Original Plan Amount \$'s | Current Plan Amount (incl CO's) \$'s | Total Payment to Date \$'s |
| Columbia University | NON | No | Owner | \$ 12,812 | \$ 14,402 | \$ 14,402 |

| DIRECT SPEND VENDORS (Tier I) | | | | | | | |
|---|-----------------|----------------|---------------------|----------|------------------------------|--|----------------------------------|
| Name/Address/Phone # (if available) otherwise enter Trade | MWL Designation | Joint Venture? | Trade | Awarded? | Original Plan Amount \$'s | Current Plan Amount (incl CO's) \$'s | Total Payment to Date \$'s |
| MWL: | | | | | | | |
| Green Girl Printing and Messenger Inc | W | No | Printing | Yes | \$ - | \$ 13 | \$ 13 |
| Titan Plumbing & Heating LLC | L | No | Plumbing Contractor | Yes | \$ 12,812 | \$ 14,134 | \$ 14,134 |
| NON: | | | | | | | |
| Abbey Locksmiths Inc | NON | No | Locksmiths | Yes | \$ - | \$ 255 | \$ 255 |
| | | | | | | | |
| | | | | | | | |
| | | | | | | | |
| | | | | | | | |
| | | | | | | | |
| | | | | | | | |
| | | | | | | | |
| | | | | | | | |
| | | | | | | | |
| | | | | | | | |
| | | | | | | | |
| | | | | | | | |
| | | | | | | | |
| | | | | | | | |
| | | | | | | | |
| | | | | | | | |
| | | | | | | | |
| | | | | | | | |
| | | | | | | | |
| | | | | | | | |
| | | | | | | | |
| | | | | | | | |
| | | | | | | | |
| | | | | | | | |
| | | | | | | | |
| | | | | | | | |
| | | | | | | | |

If there is no Original Plan then vendors were paid on an as-needed basis or vendors were contracted after the Original Plan

| | | | |
|-----------------------------------|-------------|------------|------------|
| Direct Spend Grand Total | \$ 12,812 | \$ 14,402 | \$ 14,402 |
| MWL Direct Spend Total | \$ 12,812 | \$ 14,147 | \$ 14,147 |
| Non-MWL Direct Spend Total | \$ - | \$ 255 | \$ 255 |
| MWL % of Total | 100% | 98% | 98% |

¹ Billing begins on 8/1/2008
 Date: 6/30/2025

SCHEDULE OF MINORITY/WOMEN/LOCAL OWNED BUSINESS PARTICIPATION UTILIZATION PLAN

Schedule M1

(No substitutions may be made on this submission except by prior written approval by Owner)

| | | | |
|--------------------|-------------------------------------|-----------------------|-----------------------|
| Owner Name: | Columbia University | Project: | Utilities Improvement |
| Address: | 410 West 118th Street, NY, NY 10027 | Telephone: | |
| As of Date: | 6/30/2025 | Project Start: | 1/3/2008 ¹ |
| | | Project End: | In Progress |

| OWNER | | | | | | |
|---------------------|-----------------|----------------|-------|------------------------------|--|----------------------------------|
| Name | MWL Designation | Joint Venture? | Trade | Original Plan Amount \$'s | Current Plan Amount (incl CO's) \$'s | Total Payment to Date \$'s |
| Columbia University | NON | No | Owner | \$ 26,364,500 | \$ 34,501,633 | \$ 33,767,257 |

| DIRECT SPEND VENDORS (Tier I) | | | | | | | |
|---|-----------------|----------------|--------------|----------|-----------------------------------|--|----------------------------------|
| Name/Address/Phone # (if available) otherwise enter Trade | MWL Designation | Joint Venture? | Trade | Awarded? | Original Plan Amount \$'s | Current Plan Amount (incl CO's) \$'s | Total Payment to Date \$'s |
| NON: | | | | | | | |
| Lend Lease US Construction LMB | NON | No | Construction | Yes | \$ 26,364,500 | \$ 34,501,633 | \$ 33,767,257 |
| | | | | | | | |
| | | | | | | | |
| | | | | | | | |
| | | | | | | | |
| | | | | | | | |
| | | | | | | | |
| | | | | | | | |
| | | | | | | | |
| | | | | | | | |
| | | | | | | | |
| | | | | | | | |
| | | | | | | | |
| | | | | | | | |
| | | | | | | | |
| | | | | | | | |
| | | | | | | | |
| | | | | | | | |
| | | | | | | | |
| | | | | | | | |
| | | | | | Direct Spend Grand Total | \$ 26,364,500 | \$ 34,501,633 |
| | | | | | MWL Direct Spend Total | \$ - | \$ - |
| | | | | | Non-MWL Direct Spend Total | \$ 26,364,500 | \$ 34,501,633 |
| | | | | | MWL % of Total | 0% | 0% |

If there is no Original Plan then vendors were paid on an as-needed basis or vendors were contracted after the Original Plan

¹ Billing begins on 8/1/2008

Date: 6/30/2025

| | |
|-------------|----------------------|
| GC/CM: | Lend Lease |
| Date Range: | 8/1/2008 - 6/30/2025 |
| As of : | 45837 |

Utilities Improvement SCHEDULE OF WORKFORCE PARTICIPATION

| Tier | Contractor | | | | | | | | | Headcount | | | | | | | | | | | | | | | |
|---------------------------|---|---------------|----------------|------------|----------------|-----------|----------------|-----------|----------------|--------------|----------------|-----------|----------------|-----------|----------------|---------------|----------------|---------------|-----------|----------------|------------|----------------|------------|-----|-------------|
| | | M | | W | | L | | MW | | ML | | WL | | MWL | | Total MWL | Non-MWL | Total Hours | Total MWL | Non-MWL | Total | | | | |
| | | Hrs | % ¹ | Hrs | % ¹ | Hrs | % ¹ | Hrs | % ¹ | Hrs | % ¹ | Hrs | % ¹ | Hrs | % ¹ | Hrs | % ¹ | Hrs | # | % ¹ | # | % ¹ | # | | |
| Tier I (Direct) | Bovis Lend Lease Construction Management | 0 | 0% | 0 | 0% | 0 | 0% | 0 | 0% | 88 | 3% | 0 | 0% | 0 | 0% | 88 | 3% | 3,406 | 97% | 3,494 | 2 | 50% | 2 | 50% | 4 |
| Tier II | MFM Contracting Corporation Utility Work | 5,706 | 16% | 3 | 0% | 0 | 0% | 0 | 0% | 3,694 | 10% | 0 | 0% | 0 | 0% | 9,402 | 26% | 26,540 | 74% | 35,942 | 25 | 20% | 97 | 80% | 122 |
| | Felix Utility Work | 9,051 | 17% | 200 | 0% | 0 | 0% | 0 | 0% | 4,272 | 8% | 0 | 0% | 0 | 0% | 13,522 | 25% | 41,203 | 75% | 54,725 | 21 | 24% | 67 | 76% | 88 |
| | Moretrench Dewatering | 370 | 28% | 0 | 0% | 0 | 0% | 0 | 0% | 0 | 0% | 0 | 0% | 0 | 0% | 370 | 28% | 934 | 72% | 1,304 | 9 | 36% | 16 | 64% | 25 |
| Total Hours | | 15,126 | | 203 | | 0 | | 0 | | 8,053 | | 0 | | 0 | | 23,382 | | 72,083 | | 95,465 | 57 | | 182 | | 239 |
| Overall % of Total | | 16% | | 0% | | 0% | | 0% | | 8% | | 0% | | 0% | | 24% | | 76% | | 100% | 24% | | 76% | | 100% |

* Denotes active contractors

¹ Denotes percentages of the individual MWL designation to the total workforce hours or total headcount

| Contractor | Start | End |
|--------------------------|-----------|-------------|
| MFM Contracting Corp | 3/28/2011 | In progress |
| Felix Associates LLC | 9/28/2009 | 5/29/2011 |
| Moretrench American Corp | 1/13/2008 | 10/25/2008 |

| | |
|-------------|----------------------|
| GC/CM: | Lend Lease |
| Date Range: | 4/1/2025 - 6/30/2025 |
| As of : | 45837 |

Utilities Improvement SCHEDULE OF WORKFORCE PARTICIPATION

| Tier | Contractor | | | | | | | | | Headcount | | | | | | | | | | | |
|---------------------------|---|-----------|----------------|-----------|----------------|-----------|----------------|-----------|----------------|-----------|----------------|-----------|----------------|-----------|----------------|-----------|-----------|----------------|-----------|----------------|-----------|
| | | M | | W | | L | | MW | | ML | | WL | | MWL | | Total | | | | | |
| | | Hrs | % ¹ | Hrs | % ¹ | Hrs | % ¹ | Hrs | % ¹ | Hrs | % ¹ | Hrs | % ¹ | Hrs | % ¹ | Hrs | # | % ¹ | # | % ¹ | # |
| Tier I (Direct) | Lend Lease US Construction LMB Construction Management | 0 | 0% | 0 | 0% | 0 | 0% | 0 | 0% | 0 | 0% | 0 | 0% | 0 | 0% | 0 | 0 | 0% | 0 | 0% | 0 |
| Tier II | MFM Contracting Corp Utility Work | 0 | 0% | 0 | 0% | 0 | 0% | 0 | 0% | 0 | 0% | 0 | 0% | 0 | 0% | 0 | 0 | 0% | 0 | 0% | 0 |
| | Felix Associates LLC Utility Work | 0 | 0% | 0 | 0% | 0 | 0% | 0 | 0% | 0 | 0% | 0 | 0% | 0 | 0% | 0 | 0 | 0% | 0 | 0% | 0 |
| | Moretrench American Corp Dewatering | 0 | 0% | 0 | 0% | 0 | 0% | 0 | 0% | 0 | 0% | 0 | 0% | 0 | 0% | 0 | 0 | 0% | 0 | 0% | 0 |
| Total Hours | | 0 | | 62 | | 0 | | 0 | | 0 | | 0 | | 0 | | 0 | 0 | | 0 | | 0 |
| Overall % of Total | | 0% | | 0% | | 0% | | 0% | | 0% | | 0% | | 0% | | 0% | 0% | | 0% | | 0% |

* Denotes active contractors

¹ Denotes percentages of the individual MWL designation to the total workforce hours or total headcount

Abatement & Demolition

SCHEDULE OF MINORITY/WOMEN/LOCAL OWNED BUSINESS PARTICIPATION UTILIZATION PLAN

Schedule M1

(No substitutions may be made on this submission except by prior written approval by Owner)

| | | | |
|--------------------|-------------------------------------|-----------------------|------------------------|
| Owner Name: | Columbia University | Project: | Abatement & Demolition |
| Address: | 410 West 118th Street, NY, NY 10027 | Telephone: | |
| As of Date: | 6/30/2025 | Project Start: | 9/1/2009 |
| | | Project End: | In Progress |

| OWNER | | | | | | |
|---------------------|-----------------|----------------|-------|---------------------------|--------------------------------------|----------------------------|
| Name | MWL Designation | Joint Venture? | Trade | Original Plan Amount \$'s | Current Plan Amount (incl CO's) \$'s | Total Payment to Date \$'s |
| Columbia University | NON | No | Owner | \$ - | \$ 1,256,013 | \$ 1,256,013 |

| DIRECT SPEND VENDORS (Tier I) | | | | | | | |
|---|-----------------|----------------|------------------------|----------|---------------------------|--------------------------------------|----------------------------|
| Name/Address/Phone # (if available) otherwise enter Trade | MWL Designation | Joint Venture? | Trade | Awarded? | Original Plan Amount \$'s | Current Plan Amount (incl CO's) \$'s | Total Payment to Date \$'s |
| MWL: | | | | | | | |
| Absolute Plumbing & Heating Corp | L | No | Plumbing Contractor | Yes | \$ - | \$ 4,483 | \$ 4,483 |
| Black Widow Termite & Pest Control Corp | W-ESD | No | Pest Control | Yes | \$ - | \$ 2,238 | \$ 2,238 |
| Clancy Cullen Storage Co Inc | W-ESD | No | Storage | Yes | \$ - | \$ 48,245 | \$ 48,245 |
| First Choice Mechanical Inc | M-ESD | No | Mechanical | Yes | \$ - | \$ 5,796 | \$ 5,796 |
| Innovative Building Solutions LLC | MW-ESD | No | General Contractor | Yes | \$ - | \$ 25,069 | \$ 25,069 |
| Izzo Construction Corp | WL-ESD | No | General Contractor | Yes | \$ - | \$ 13,163 | \$ 13,163 |
| Mamais Contracting Corp | WL-ESD | No | 62 | Yes | \$ - | \$ 14,811 | \$ 14,811 |
| PSEC Plumbing & Heating Co Inc | L | No | Plumbing Contractor | Yes | \$ - | \$ 1,295 | \$ 1,295 |
| SMR Contracting Corp | L | No | General Contractor | Yes | \$ - | \$ 4,086 | \$ 4,086 |
| Titan Plumbing & Heating LLC | L | No | Plumbing Contractor | Yes | \$ - | \$ 18,130 | \$ 18,130 |
| Twins Electric Corp | L | No | Electrical Contractor | Yes | \$ - | \$ 31,423 | \$ 31,423 |
| NON: | | | | | | | |
| Abbey Locksmiths Inc | NON | No | Doors & Windows | Yes | \$ - | \$ 4,308 | \$ 4,308 |
| Access Control Technologies Inc | NON | No | Electrical Contractor | Yes | \$ - | \$ 1,120 | \$ 1,120 |
| Affiliated Environmental Serv. (AES) | NON | No | Environmental Services | Yes | \$ - | \$ 1,950 | \$ 1,950 |
| Celtic Services NYC Inc. | NON | No | Interior Construction | Yes | \$ - | \$ 880,881 | \$ 880,881 |
| Degmor Inc | NON | No | Asbestos Removal | Yes | \$ - | \$ 400 | \$ 400 |
| G & K Services Co | NON | No | Uniforms | Yes | \$ - | \$ 344 | \$ 344 |
| Gotham Waterproofing | NON | No | Contractor | Yes | \$ - | \$ 46,640 | \$ 46,640 |
| Inst Recycling Network | NON | No | Specialities | Yes | \$ - | \$ 74,935 | \$ 74,935 |
| JC Duggan Inc | NON | No | Moving | Yes | \$ - | \$ 45,750 | \$ 45,750 |
| Northstar Mechanical Inc | NON | No | Mechanical | Yes | \$ - | \$ 7,800 | \$ 7,800 |
| Omega Laboratories | NON | No | Air Quality | Yes | \$ - | \$ 14,177 | \$ 14,177 |
| Pro Roll Inc | NON | No | Doors & Windows | Yes | \$ - | \$ 8,554 | \$ 8,554 |
| William Hird & Co Inc | NON | No | Specialities | Yes | \$ - | \$ 415 | \$ 415 |
| | | | | | | | |
| | | | | | | | |
| | | | | | | | |
| | | | | | | | |

If there is no Original Plan then vendors were paid on an as-needed basis or vendors were contracted after the Original Plan

| | | | |
|-----------------------------------|-----------|--------------|--------------|
| Direct Spend Grand Total | \$ - | \$ 1,256,013 | \$ 1,256,013 |
| MWL Direct Spend Total | \$ - | \$ 168,739 | \$ 168,739 |
| Non-MWL Direct Spend Total | \$ - | \$ 1,087,274 | \$ 1,087,274 |
| MWL % of Total | 0% | 13% | 13% |

Date: 6/30/2025

SCHEDULE OF MINORITY/WOMEN/LOCAL OWNED BUSINESS PARTICIPATION UTILIZATION PLAN

Schedule M2

(No substitutions may be made on this submission except by prior written approval by Owner)

| | | | |
|----------------------|--|-----------------------|------------------------|
| Company Name: | Lend Lease | Project: | Abatement & Demolition |
| Trade: | Construction Management | Contract: | |
| Address: | 622 West 132nd, 2nd fl, New York, NY 10027 | Telephone: | 212-939-9580 |
| As of Date: | 6/30/2025 | Project Start: | 9/1/2009 |
| | | Project End: | In Progress |

| COMPANY (Tier I) | | | | | | |
|------------------|-----------------|----------------|-------------------------|---------------------------|--------------------------------------|----------------------------|
| Name | MWL Designation | Joint Venture? | Trade | Original Plan Amount \$'s | Current Plan Amount (incl CO's) \$'s | Total Payment to Date \$'s |
| Lend Lease | NON | No | Construction Management | \$ 4,491,955 | \$ 25,730,418 | \$ 25,270,164 |

| SUBCONTRACTORS (Tier II) | | | | | | | | |
|---|-----------------|----------------|-----------------------------------|----------|------------------------------|--------------------------------------|----------------------------|----------------------|
| Name/Address/Phone # (if available) otherwise enter Trade | MWL Designation | Joint Venture? | Trade | Awarded? | Original Plan Amount \$'s | Current Plan Amount (incl CO's) \$'s | Total Payment to Date \$'s | |
| MWL: | | | | | | | | |
| Work Completed: | | | | | | | | |
| Commodore Construction Corporation | W-ESD | No | Misc Concrete | Yes | \$ - | \$ 68,310 | \$ 68,310 | |
| Deerpath Construction Corp | W-ESD | No | General Contractor | Yes | \$ 455,000 | \$ 432,900 | \$ 432,900 | |
| Eddington Security Inc | MW-ESD | No | Security | Yes | \$ 137,063 | \$ 326,096 | \$ 326,096 | |
| Innovative Building Solutions LLC | MW-ESD | No | General Contractor | Yes | \$ - | \$ 163,000 | \$ 163,000 | |
| Johnson Security Bureau Inc | MWL-ESD | No | 62 | Yes | \$ - | \$ 523,867 | \$ 523,867 | |
| Manhattan Business Interiors Inc (MBI) | M-ESD | No | General Contractor | Yes | \$ 186,000 | \$ 189,719 | \$ 189,719 | |
| The McKissack Group Inc | MWL-ESD | No | Construction Management | Yes | \$ - | \$ 29,256 | \$ 29,256 | |
| The McKissack Group Inc | MWL-ESD | No | Suprintendent-Civil/Site | Yes | \$ - | \$ 8,574 | \$ 8,574 | |
| NON: | | | | | | | | |
| Work Completed: | | | | | | | | |
| Breeze National Inc - Area 3A | NON | No | Demolition & Abatement Contractor | Yes | \$ 879,000 | \$ 819,596 | \$ 819,596 | |
| Breeze National Inc - Area 6 | NON | No | Demolition & Abatement Contractor | Yes | \$ 2,975,000 | \$ 2,975,000 | \$ 2,975,000 | |
| Breeze National Inc - Areas 7 & 8 | NON | No | Demolition & Abatement Contractor | Yes | \$ 875,000 | \$ 735,000 | \$ 735,000 | |
| Par Environmental Corp - Area 7 (Site 22, 29, 30, 31) | NON | No | Demolition & Abatement Contractor | Yes | \$ - | \$ 336,337 | \$ 336,337 | |
| Par Environmental Corp - Areas 1A & 1B | NON | No | Demolition & Abatement Contractor | Yes | \$ 1,818,000 | \$ 1,818,183 | \$ 1,818,183 | |
| Par Environmental Corp - Areas 2, 4 & 5 | NON | No | Demolition & Abatement Contractor | Yes | \$ 7,100,000 | \$ 7,100,000 | \$ 7,100,000 | |
| Par Environmental Corp | NON | No | Demolition & Abatement Contractor | Yes | \$ - | \$ 54,500 | \$ 54,500 | |
| Work In Progress: | | | | | | | | |
| Par Environmental Corp - Area 0 | NON | No | Demolition & Abatement Contractor | Yes | \$ - | \$ 1,323,140 | \$ 1,323,140 | |
| Par Environmental Corp - Area 9a | NON | No | Demolition & Abatement Contractor | Yes | \$ - | \$ 604,886 | \$ 604,886 | |
| Par Environmental Corp - Areas 7 (Site 28) & 8 | NON | No | Demolition & Abatement Contractor | Yes | \$ 2,627,000 | \$ 2,738,562 | \$ 2,738,562 | |
| Post Road Iron Works | NON | No | Miscellaneous Metal Work | Yes | \$ - | \$ 121,206 | \$ 121,206 | |
| | | | | | Tier II Grand Total | \$ 17,052,063 | \$ 20,368,132 | \$ 20,368,132 |
| | | | | | MWL Tier II Total | \$ 778,063 | \$ 1,741,722 | \$ 1,741,722 |
| | | | | | Non-MWL Tier II Total | \$ 16,274,000 | \$ 18,626,410 | \$ 18,626,410 |
| | | | | | MWL % of Tier I | 17% | 7% | 7% |

If there is no Original Plan then vendors were paid on an as-needed basis or vendors were contracted after the Original Plan

Date: 6/30/2025

SCHEDULE OF MINORITY/WOMEN/LOCAL OWNED BUSINESS PARTICIPATION UTILIZATION PLAN

(No substitutions may be made on this submission except by prior written approval by Owner)

Schedule M3

| | | | |
|--|--|--|--|
| CM Name: Lend Lease | | Project: Abatement & Demolition | |
| Company Name: Breeze National Inc | | Contract: | |
| Trade: General Contracting | | Telephone: 212-939-9580 | |
| Address: 622 West 132nd, 2nd fl, New York, NY 10027 | | Project Start: 9/24/2011 | |
| As of Date: 6/30/2025 | | Project End: 3/22/2012 | |

| COMPANY (Tier II) | | | | | | |
|--------------------------|-----------------|----------------|---------------------|------------------------------|--|----------------------------------|
| Name | MWL Designation | Joint Venture? | Trade | Original Plan Amount \$'s | Current Plan Amount (incl CO's) \$'s | Total Payment to Date \$'s |
| Breeze National Inc | NON | No | General Contracting | \$ 4,729,000 | \$ 4,529,596 | \$ 4,529,596 |

| SUBCONTRACTORS (Tier III) | | | | | | | |
|---|-----------------|----------------|---------------|----------|------------------------------|--|----------------------------------|
| Name/Address/Phone # (if available) otherwise enter Trade | MWL Designation | Joint Venture? | Trade | Awarded? | Original Plan Amount \$'s | Current Plan Amount (incl CO's) \$'s | Total Payment to Date \$'s |
| MWL: | | | | | | | |
| Pestrol Inc | MWL-ESD | No | Extermination | Yes | \$ 1,013 | \$ 3,099 | \$ 3,099 |
| | | | | | | | |
| | | | | | | | |
| | | | | | | | |
| | | | | | | | |
| | | | | | | | |
| | | | | | | | |
| | | | | | | | |
| | | | | | | | |
| | | | | | | | |
| | | | | | | | |
| | | | | | | | |
| | | | | | | | |
| | | | | | | | |
| | | | | | | | |
| | | | | | | | |
| | | | | | | | |
| | | | | | | | |
| | | | | | | | |
| Tier III Grand Total | | | | | \$ 1,013 | \$ 3,099 | \$ 3,099 |
| MWL Tier III Total | | | | | \$ 1,013 | \$ 3,099 | \$ 3,099 |
| Non-MWL Tier III Total | | | | | \$ - | \$ - | \$ - |
| MWL % of Tier II | | | | | 0% | 0% | 0% |

If there is no Original Plan then vendors were paid on an as-needed basis or vendors were contracted after the Original Plan

| | |
|--------------------|---------------------------------------|
| GC/CM: | Par Environmental / Lend Lease |
| Date Range: | 8/1/2008 - 6/30/2025 |
| As of : | 45837 |

Abatement and Demolition SCHEDULE OF WORKFORCE PARTICIPATION

| Tier | Contractor | | | | | | | | | Total MWL | | | Non-MWL | | | Total Hours | | | Headcount | | | | | | | | |
|---------------------------|---|---------------|----------------|------------|----------------|------------|----------------|--------------|----------------|---------------|----------------|-----------|----------------|-----------|----------------|-------------|----|----------------|-----------|----------------|------|----------------|------------|-----|------------|------|-------------|
| | | Hrs | % ¹ | Hrs | % ¹ | Hrs | % ¹ | Hrs | % ¹ | Hrs | % ¹ | Hrs | % ¹ | Hrs | % ¹ | Hrs | # | % ¹ | # | % ¹ | # | | | | | | |
| Tier I (Direct) | Lend Lease (US) Construction LMB In Construction Management | 185 | 3% | 0 | 0% | 0 | 0% | 0 | 0% | 2,628 | 43% | 0 | 0% | 0 | 0% | 0 | 0% | 2,813 | 46% | 3,309 | 54% | 6,122 | 5 | 38% | 8 | 62% | 13 |
| Tier II | A Tech Electric Enterprise Sidewalk Bridge & Scaffolding | 461 | 79% | 0 | 0% | 0 | 0% | 0 | 0% | 0 | 0% | 0 | 0% | 0 | 0% | 0 | 0% | 461 | 79% | 126 | 21% | 587 | 9 | 82% | 2 | 18% | 11 |
| | Breeze Demo & Abatement Contractor | 11,338 | 56% | 0 | 0% | 122 | 1% | 336 | 2% | 2,817 | 14% | 0 | 0% | 0 | 0% | 0 | 0% | 14,613 | 72% | 5,774 | 28% | 20,386 | 72 | 65% | 39 | 35% | 111 |
| | Current Fire Protection Fire Protection | 0 | 0% | 0 | 0% | 0 | 0% | 0 | 0% | 0 | 0% | 0 | 0% | 0 | 0% | 0 | 0% | 0 | 0% | 88 | 100% | 88 | 0 | 0% | 2 | 100% | 2 |
| | Deerpath Demo & Abatement Contractor | 232 | 12% | 0 | 0% | 0 | 0% | 0 | 0% | 265 | 14% | 0 | 0% | 0 | 0% | 0 | 0% | 497 | 26% | 1,446 | 74% | 1,943 | 3 | 25% | 9 | 75% | 12 |
| | Eagle Scaffolding Services Scaffolding Services | 6,690 | 34% | 464 | 2% | 0 | 0% | 116 | 1% | 504 | 3% | 0 | 0% | 0 | 0% | 0 | 0% | 7,774 | 39% | 12,097 | 61% | 19,870 | 45 | 48% | 48 | 52% | 93 |
| | Johnson Security Bureau Security | 4,940 | 74% | 16 | 0% | 0 | 0% | 330 | 5% | 1,112 | 17% | 0 | 0% | 40 | 1% | 0 | 0% | 6,437 | 96% | 265 | 4% | 6,702 | 31 | 97% | 1 | 3% | 32 |
| | Par Environmental Demo & Abatement Contractor | 58,736 | 66% | 16 | 0% | 0 | 0% | 5,388 | 6% | 3,371 | 4% | 0 | 0% | 0 | 0% | 0 | 0% | 67,511 | 76% | 21,356 | 24% | 88,867 | 176 | 78% | 49 | 22% | 225 |
| | PAR ENVIRONMENTAL CORPORATIC Demo & Abatement Contractor | 16,863 | 42% | 328 | 1% | 0 | 0% | 202 | 1% | 288 | 1% | 0 | 0% | 0 | 0% | 0 | 0% | 17,681 | 44% | 22,108 | 56% | 39,788 | 55 | 51% | 53 | 49% | 108 |
| Total Hours | | 99,444 | | 824 | | 122 | | 6,372 | | 10,985 | | 0 | | 40 | | 0 | | 117,785 | | 66,567 | | 184,352 | 396 | | 211 | | 607 |
| Overall % of Total | | 54% | | 0% | | 0% | | 3% | | 6% | | 0% | | 0% | | 0% | | 64% | | 36% | | 100% | 65% | | 35% | | 100% |

* Denotes active contractors

¹ Denotes percentages of the individual MWL designation to the total workforce hours or total headcount

| Contractor | Start | End |
|----------------------------|------------|------------|
| A Tech Electric Enterprise | 11/28/2018 | 2/6/2020 |
| Breeze National Inc | 9/17/2009 | 3/28/2012 |
| Current Fire Protection | 12/4/2018 | 1/29/2019 |
| Deerpath Construction Corp | 9/16/2009 | 7/13/2010 |
| Eagle Scaffolding Services | 10/22/2018 | 11/4/2019 |
| Johnson Security Bureau | 11/10/2018 | 10/3/2019 |
| Par Environmental Corp | 10/5/2009 | 11/10/2019 |

| | |
|--------------------|-----------------------------|
| GC/CM: | Lend Lease |
| Date Range: | 4/1/2025 - 6/30/2025 |
| As of : | 45837 |

Abatement and Demolition SCHEDULE OF WORKFORCE PARTICIPATION

| Tier | Contractor | | | | | | | | | Total MWL | | | Non-MWL | | | Total Hours | | | Headcount | | | | | |
|---------------------------|---|-----------|----------------|-----------|----------------|-----------|----------------|-----------|----------------|-----------|----------------|-----------|----------------|-----------|----------------|-------------|----------------|----------------|----------------|----------------|----------------|-----------|----------------|-----------|
| | | M | | W | | L | | MW | | ML | | WL | | MWL | | Hrs | Hrs | % ¹ | Hrs | % ¹ | Total | | | |
| | | Hrs | % ¹ | Hrs | % ¹ | Hrs | % ¹ | Hrs | % ¹ | Hrs | % ¹ | Hrs | % ¹ | Hrs | % ¹ | Hrs | % ¹ | Hrs | % ¹ | # | % ¹ | # | % ¹ | # |
| Tier I (Direct) | Lend Lease US Construction LMB Construction Management | 0 | 0% | 0 | 0% | 0 | 0% | 0 | 0% | 0 | 0% | 0 | 0% | 0 | 0% | 0 | 0% | 0 | 0% | 0 | 0% | 0 | 0% | 0 |
| Tier II | A Tech Electric Enterprise Sidewalk Bridge & Scaffolding | 0 | 0% | 0 | 0% | 0 | 0% | 0 | 0% | 0 | 0% | 0 | 0% | 0 | 0% | 0 | 0% | 0 | 0% | 0 | 0% | 0 | 0% | 0 |
| | Breeze National Inc Demo & Abatement Contractor | 0 | 0% | 0 | 0% | 0 | 0% | 0 | 0% | 0 | 0% | 0 | 0% | 0 | 0% | 0 | 0% | 0 | 0% | 0 | 0% | 0 | 0% | 0 |
| | Current Fire Protection Fire Protection | 0 | 0% | 0 | 0% | 0 | 0% | 0 | 0% | 0 | 0% | 0 | 0% | 0 | 0% | 0 | 0% | 0 | 0% | 0 | 0% | 0 | 0% | 0 |
| | Deerpath Construction Corp Demo & Abatement Contractor | 0 | 0% | 0 | 0% | 0 | 0% | 0 | 0% | 0 | 0% | 0 | 0% | 0 | 0% | 0 | 0% | 0 | 0% | 0 | 0% | 0 | 0% | 0 |
| | Eagle Scaffolding Services Scaffolding Services | 0 | 0% | 0 | 0% | 0 | 0% | 0 | 0% | 0 | 0% | 0 | 0% | 0 | 0% | 0 | 0% | 0 | 0% | 0 | 0% | 0 | 0% | 0 |
| | Johnson Security Bureau Security | 0 | 0% | 0 | 0% | 0 | 0% | 0 | 0% | 0 | 0% | 0 | 0% | 0 | 0% | 0 | 0% | 0 | 0% | 0 | 0% | 0 | 0% | 0 |
| | Par Environmental Corporation Demo & Abatement Contractor | 0 | 0% | 0 | 0% | 0 | 0% | 0 | 0% | 0 | 0% | 0 | 0% | 0 | 0% | 0 | 0% | 0 | 0% | 0 | 0% | 0 | 0% | 0 |
| Total Hours | | 0 | | 0 | | 0 | | 0 | | 0 | | 0 | | 0 | | 0 | | 0 | | 0 | | 0 | | 0 |
| Overall % of Total | | 0% | | 0% | | 0% | | 0% | | 0% | | 0% | | 0% | | 0% | | 0% | | 0% | | 0% | | 0% |

* Denotes active contractors

¹ Denotes percentages of the individual MWL designation to the total workforce hours or total headcount

Jerome L. Greene Science Center

SCHEDULE OF MINORITY/WOMEN/LOCAL OWNED BUSINESS PARTICIPATION UTILIZATION PLAN
(No substitutions may be made on this submission except by prior written approval by Owner)

Schedule M1

Owner Name: Columbia University **Project:** Jerome L. Greene Science Center
Address: 410 West 118th Street, NY, NY 10027 **Telephone:**
As of Date: 6/30/2025 **Project Start:** 2/28/2011 **Project End:** In Progress

| OWNER | | | | | | |
|---------------------|-----------------|----------------|-------|--------------------------|-------------------------------------|---------------------------|
| Name | MWL Designation | Joint Venture? | Trade | Original Plan Amount \$s | Current Plan Amount (Incl CO's) \$s | Total Payment to Date \$s |
| Columbia University | NON | No | Owner | | | \$ 12,214,220 |

| DIRECT SPEND VENDORS (Tier I) | | | | | | | | |
|---|-----------------|----------------|---|----------|--------------------------|-------------------------------------|---------------------------|---------------|
| Name/Address/Phone # (if available) otherwise enter Trade | MWL Designation | Joint Venture? | Trade | Awarded? | Original Plan Amount \$s | Current Plan Amount (Incl CO's) \$s | Total Payment to Date \$s | |
| MWL: | | | | | | | | |
| Absolute Plumbing & Heating Corp | L | No | Plumbing | Yes | \$ | \$ 10,896 | \$ 10,896 | |
| A Tech Electric Enterprises Inc | M | No | Electrical | Yes | \$ | \$ 13,796 | \$ 13,796 | |
| Black Widow Termite & Pest Control | W-ESD | No | Pest Control | Yes | \$ | \$ 1,550 | \$ 1,550 | |
| Carsons Plumbing | M-ESD | No | Plumbing | Yes | \$ | \$ 45,644 | \$ 45,644 | |
| CITStructure | M-ESD | No | General Contractor | Yes | \$ | \$ 290,392 | \$ 290,392 | |
| Clancy Cullen Moving & Storage Co Inc | W | No | Moving & Relocation | Yes | \$ | \$ 1,214 | \$ 1,214 | |
| Crown Sign Systems Inc | W-ESD | No | 62 | Yes | \$ | \$ 2,792 | \$ 2,792 | |
| Doumas Electric Inc | L | No | Electrical | Yes | \$ | \$ 8,995 | \$ 8,995 | |
| Gamma Cleaning Concepts Inc | MW-ESD | No | Cleaning | Yes | \$ | \$ 110,815 | \$ 110,815 | |
| Green Girl Printing and Messenger Inc | W | No | Printing Service | Yes | \$ | \$ 101,927 | \$ 101,927 | |
| Izzo Construction Corp | WL-ESD | No | General Contractor | Yes | \$ | \$ 35,945 | \$ 35,945 | |
| Jesse Shapiro & James Glass Co | L | No | Doors/Glazing/Windows | Yes | \$ | \$ 1,543 | \$ 1,543 | |
| Knox Rose of NY Inc | L | No | General Contractor | Yes | \$ | \$ 278,636 | \$ 278,636 | |
| M & J Mechanical Corp | W-ESD | No | HVAC/Mechanical | Yes | \$ | \$ 87,580 | \$ 87,580 | |
| Mama's Contracting Corp | WL-ESD | No | General Contractor | Yes | \$ | \$ 47,758 | \$ 47,758 | |
| MFM Contracting Corp | L | No | Telecommunications Conduit Installation | Yes | \$ | \$ 41,938 | \$ 41,938 | |
| Platinum Electric Service Inc | L | No | Electrical | Yes | \$ | \$ 3,067 | \$ 3,067 | |
| Scrub Clean Maintenance Corp | MWL-ESD | No | Cleaning | Yes | \$ | \$ 16,505 | \$ 16,505 | |
| Titan Plumbing & Heating LLC | L | No | Construction Management | Yes | \$ | \$ 1,846 | \$ 1,846 | |
| Waldner's Business Environments | W | No | Supplies | Yes | \$ | \$ 7,994 | \$ 7,994 | |
| Watsons Plumbing and Heating | L | No | Plumbing | Yes | \$ | \$ 644 | \$ 644 | |
| NON: | | | | | | | | |
| 275 Technology Solutions dba Safeway Fire & Protection | NON | No | Safeway Fire - Monitoring | Yes | \$ | \$ 9,969 | \$ 9,969 | |
| Abbey Locksmiths Inc | NON | No | Doors & Windows | Yes | \$ | \$ 990 | \$ 990 | |
| Action Carting Environmental Serv | NON | No | Debris Removal | Yes | \$ | \$ 1,047 | \$ 1,047 | |
| Advance Relocation & Storage | NON | No | General Contractor | Yes | \$ | \$ 627,492 | \$ 627,492 | |
| Alpax E | NON | No | Materials & Equipment | Yes | \$ | \$ 422 | \$ 422 | |
| Alveil Airconditioning Coporation | NON | No | Mechanical | Yes | \$ | \$ 3,630 | \$ 3,630 | |
| Aquaneering Inc | NON | No | Materials & Equipment | Yes | \$ | \$ 19,923 | \$ 19,923 | |
| Bear Communications Inc | NON | No | AV/Cable/Telecom | Yes | \$ | \$ 68,605 | \$ 68,605 | |
| Beckman Couler Inc | NON | No | Moving & Relocation | Yes | \$ | \$ 14,403 | \$ 14,403 | |
| BH Inc | NON | No | Materials & Equipment | Yes | \$ | \$ 151,998 | \$ 151,998 | |
| Bioquell Inc | NON | No | Decontamination Services | Yes | \$ | \$ 137,314 | \$ 137,314 | |
| Braker Biosipn Corp | NON | No | Supplier | Yes | \$ | \$ 4,019,530 | \$ 4,019,530 | |
| Braker Nano Inc | NON | No | Moving & Relocation | Yes | \$ | \$ 145,430 | \$ 145,430 | |
| Carl Zeiss Microscopy LLC | NON | No | Moving & Relocation | Yes | \$ | \$ 96,020 | \$ 96,020 | |
| Central Moving & Storage Co | NON | No | JWPA Suppliers | Yes | \$ | \$ 42,644 | \$ 42,644 | |
| City of New York Parks and Recreation | NON | No | Supplier | Yes | \$ | \$ 26,000 | \$ 26,000 | |
| Coherent Inc | NON | No | Materials & Equipment | Yes | \$ | \$ 29,641 | \$ 29,641 | |
| Cosmopolitan Construction | NON | No | General Contractor | Yes | \$ | \$ 10,085 | \$ 10,085 | |
| Crovstar Industries Inc | NON | No | Scale Repair | Yes | \$ | \$ 1,559 | \$ 1,559 | |
| Dancker Sellow & Douglas | NON | No | Furniture | Yes | \$ | \$ 62,809 | \$ 62,809 | |
| CPM Builders Inc | NON | No | General Contractor | Yes | \$ | \$ 2,135,203 | \$ 2,135,203 | |
| Engineer Supply | NON | No | Supplies | Yes | \$ | \$ 182 | \$ 182 | |
| Fetix | NON | No | Supplies | Yes | \$ | \$ 9 | \$ 9 | |
| Fibergrate Composite Structures Inc | NON | No | Flooring Resilient Tile | Yes | \$ | \$ 21,484 | \$ 21,484 | |
| Formulatrix Inc | NON | No | Materials & Equipment | Yes | \$ | \$ 600,192 | \$ 600,192 | |
| Frames Animal Transportation | NON | No | Moving & Relocation | Yes | \$ | \$ 40,850 | \$ 40,850 | |
| Galbor Industries Inc | NON | No | HVAC | Yes | \$ | \$ 15,525 | \$ 15,525 | |
| HB Communications Inc | NON | No | AV/Cable/Telecom | Yes | \$ | \$ 90,289 | \$ 90,289 | |
| Hellman Construction Co Inc | NON | No | General Contractor | Yes | \$ | \$ 1,177,637 | \$ 1,177,637 | |
| I.H. Weiss Co Ltd [Town House Specialty Cleaning Co | NON | No | Cleaning | Yes | \$ | \$ 424 | \$ 424 | |
| JDL Trucking & Rigging Inc. | NON | No | Trucking & Rigging | Yes | \$ | \$ 2,400 | \$ 2,400 | |
| Jr Construction Corp. | NON | No | Construction | Yes | \$ | \$ 4,658 | \$ 4,658 | |
| JWEISS LLC | NON | No | Supplier | Yes | \$ | \$ 73,170 | \$ 73,170 | |
| Kewaunee Scientific Corporation | NON | No | Lab Furniture | Yes | \$ | \$ 66,353 | \$ 66,353 | |
| Leika Microsystems Inc | NON | No | Moving & Relocation | Yes | \$ | \$ 18,232 | \$ 18,232 | |
| LBG Enterprises LLC | NON | No | Supplier | Yes | \$ | \$ 155,487 | \$ 155,487 | |
| Long Island Scientific | NON | No | Moving & Relocation | Yes | \$ | \$ 19,590 | \$ 19,590 | |
| Lutron Serv Co Inc | NON | No | Electrical | Yes | \$ | \$ 1,600 | \$ 1,600 | |
| Marathon Equipment Company (Delaware) | NON | No | Equipment | Yes | \$ | \$ 84,747 | \$ 84,747 | |
| Mortech Manufacturing | NON | No | Supplier | Yes | \$ | \$ 7,196 | \$ 7,196 | |
| Newport Corp | NON | No | Materials & Equipment | Yes | \$ | \$ 49,112 | \$ 49,112 | |
| Olympus America Inc | NON | No | Moving & Relocation | Yes | \$ | \$ 17,500 | \$ 17,500 | |
| Pacific Bio-Material Management Inc | NON | No | Appliances | Yes | \$ | \$ 307,485 | \$ 307,485 | |
| Parker Interior Plantscape Inc | NON | No | Landscaping | Yes | \$ | \$ 2,834 | \$ 2,834 | |
| Par-Rat International Inc | NON | No | Service / Watchman | Yes | \$ | \$ 5,797 | \$ 5,797 | |
| PBM LLC | NON | No | Cleaning | Yes | \$ | \$ 5,417 | \$ 5,417 | |
| Platinum Terrazzo | NON | No | Resilient Flooring & Base | Yes | \$ | \$ 25,804 | \$ 25,804 | |
| Precision Micro Inc | NON | No | Moving & Relocation | Yes | \$ | \$ 8,460 | \$ 8,460 | |
| Psychology Software Tools Inc | NON | No | Materials & Equipment | Yes | \$ | \$ 2,500 | \$ 2,500 | |
| Pulsar Monitoring Systems Inc | NON | No | Materials & Equipment | Yes | \$ | \$ 29,707 | \$ 29,707 | |
| Rise Vision USA LLC | NON | No | Equipment | Yes | \$ | \$ 4,944 | \$ 4,944 | |
| Scientific Equipment Product Service | NON | No | Moving & Relocation | Yes | \$ | \$ 13,250 | \$ 13,250 | |
| Siemens Industry Inc | NON | No | HVAC | Yes | \$ | \$ 315,226 | \$ 315,226 | |
| Signs of Success | NON | No | Signs | Yes | \$ | \$ 1,530 | \$ 1,530 | |
| SDS Locksmith Corp | NON | No | Doors & Windows | Yes | \$ | \$ 192,910 | \$ 192,910 | |
| StarCom Communications Service | NON | No | Telecommunication | Yes | \$ | \$ 7,642 | \$ 7,642 | |
| Star Draperies Inc | NON | No | Window Treatment | Yes | \$ | \$ 28,420 | \$ 28,420 | |
| Steris Corp | NON | No | Supplier | Yes | \$ | \$ 72,746 | \$ 72,746 | |
| Technical Digital Services | NON | No | Technical Services | Yes | \$ | \$ 180 | \$ 180 | |
| Techniplast USA | NON | No | Supplier | Yes | \$ | \$ 24,981 | \$ 24,981 | |
| The Sign Works Inc | NON | No | Signage | Yes | \$ | \$ 7,539 | \$ 7,539 | |
| Valley City MFG | NON | No | Furniture | Yes | \$ | \$ 34,000 | \$ 34,000 | |
| Direct Spend Grand Total | | | | | \$ | \$ 96,809 | \$ 12,214,393 | \$ 12,214,220 |
| MWL Direct Spend Total | | | | | \$ | \$ 1,111,477 | \$ 1,111,477 | |
| Non-MWL Direct Spend Total | | | | | \$ | \$ 95,698 | \$ 11,102,743 | |
| MWL % of Total | | | | | | 9% | 9% | |

If there is no Original Plan then vendors were paid on an as-needed basis or vendors were contracted after the Original Plan

Date: 6/30/2025

SCHEDULE OF MINORITY/WOMEN/LOCAL OWNED BUSINESS PARTICIPATION UTILIZATION PLAN

(No substitutions may be made on this submission except by prior written approval by Owner)

Schedule M1

| | | | |
|--------------------|-------------------------------------|-----------------------|---|
| Owner Name: | Columbia University | Project: | Jerome L. Greene Science Center Synapse |
| Address: | 410 West 118th Street, NY, NY 10027 | Telephone: | |
| As of Date: | 6/30/2025 | Project Start: | 2/28/2011 |
| | | Project End: | In Progress |

| OWNER | | | | | | |
|---------------------|-----------------|----------------|-------|------------------------------|--|----------------------------------|
| Name | MWL Designation | Joint Venture? | Trade | Original Plan Amount \$'s | Current Plan Amount (incl CO's) \$'s | Total Payment to Date \$'s |
| Columbia University | NON | No | Owner | | \$ 389,626 | \$ 389,626 |

| DIRECT SPEND VENDORS (Tier I) | | | | | | | | |
|---|-----------------|----------------|--------------|----------|------------------------------|--|----------------------------------|------------|
| Name/Address/Phone # (if available) otherwise enter Trade | MWL Designation | Joint Venture? | Trade | Awarded? | Original Plan Amount \$'s | Current Plan Amount (incl CO's) \$'s | Total Payment to Date \$'s | |
| NON: | | | | | | | | |
| Lend Lease US Construction LMB | NON | No | Construction | Yes | \$ - | \$ 389,626 | \$ 389,626 | |
| | | | | | | | | |
| | | | | | | | | |
| | | | | | | | | |
| | | | | | | | | |
| | | | | | | | | |
| | | | | | | | | |
| | | | | | | | | |
| | | | | | | | | |
| | | | | | | | | |
| | | | | | | | | |
| | | | | | | | | |
| | | | | | | | | |
| | | | | | | | | |
| | | | | | | | | |
| | | | | | | | | |
| | | | | | | | | |
| | | | | | | | | |
| | | | | | | | | |
| | | | | | | | | |
| | | | | | | | | |
| | | | | | | | | |
| | | | | | | | | |
| | | | | | | | | |
| | | | | | | | | |
| | | | | | | | | |
| | | | | | | | | |
| | | | | | | | | |
| | | | | | | | | |
| | | | | | Direct Spend Grand Total | \$ - | \$ 389,626 | \$ 389,626 |
| | | | | | MWL Direct Spend Total | \$ - | \$ - | \$ - |
| | | | | | Non-MWL Direct Spend Total | \$ - | \$ 389,626 | \$ 389,626 |
| | | | | | MWL % of Total | 0% | 0% | 0% |

If there is no Original Plan then vendors were paid on an as-needed basis or vendors were contracted after the Original Plan

Date: 6/30/2025

SCHEDULE OF MINORITY/WOMEN/LOCAL OWNED BUSINESS PARTICIPATION UTILIZATION PLAN
(No substitutions may be made on this submission except by prior written approval by Owner)

Schedule M2

| | |
|--|---|
| Company Name: Lend Lease | Project: Jerome L. Greene Science Center |
| Trade: Construction Management | Contract: |
| Address: 622 West 132nd, 2nd fl, New York, NY 10027 | Telephone: 212-939-9580 |
| As of Date: 6/30/2025 | Project Start: 2/28/2011 Project End: In Progress |

| COMPANY (Tier I) | | | | | | |
|------------------|-----------------|----------------|-------------------------|--------------------------|-------------------------------------|---------------------------|
| Name | MWL Designation | Joint Venture? | Trade | Original Plan Amount \$' | Current Plan Amount (incl CO's) \$' | Total Payment to Date \$' |
| Lend Lease | NON | No | Construction Management | \$ 6,722,424 | \$ 418,262,337 | \$ 417,356,692 |

| SUBCONTRACTORS (Tier II) | | | | | | | | |
|---|-----------------|----------------|----------------------------|----------|--------------------------|-------------------------------------|---------------------------|--------------|
| Name/Address/Phone # (if available) otherwise enter Trade | MWL Designation | Joint Venture? | Trade | Awarded? | Original Plan Amount \$' | Current Plan Amount (incl CO's) \$' | Total Payment to Date \$' | |
| MWL: | | | | | | | | |
| Cardoza Plumbing | M-ESD | No | Plumbing | Yes | \$ - | \$ 19,795,144 | \$ 19,795,144 | |
| Cassone Leasing Inc | W-ESD | No | Security | Yes | \$ - | \$ 1,835 | \$ 1,835 | |
| Celtic Sheetmetal Inc | W-ESD | No | HVAC Sheetmetal | Yes | \$ - | \$ 1,187,673 | \$ 1,187,673 | |
| Creative Construction | M-ESD | No | Safety Equipment | Yes | \$ - | \$ 2,942,310 | \$ 2,942,310 | |
| Creative Construction | M-ESD | No | Drywall | Yes | \$ - | \$ 68,492 | \$ 68,492 | |
| Eddington Security Inc | MW-ESD | No | | 62 | Yes | \$ - | \$ 1,112,389 | \$ 1,112,389 |
| EJ/Egg Electric IV - (Egg Electric Inc) | W-ESD | Yes | Electrical | Yes | \$ - | \$ 2,167,998 | \$ 2,167,998 | |
| EJ/Egg Electric IV - (Egg Electric Inc) | W-ESD | Yes | Clear & Prep Site | Yes | \$ - | \$ 23,614 | \$ 23,614 | |
| Elite Interiors Systems Inc | L | No | Drywall | Yes | \$ - | \$ 10,632,678 | \$ 10,632,678 | |
| Elite Interiors Systems Inc | L | No | Resilient Flooring & Base | Yes | \$ - | \$ 4,594 | \$ 4,594 | |
| Fine Painting & Decorating Company Inc | M-ESD | No | Intumescent Painting | Yes | \$ - | \$ 3,231,176 | \$ 3,231,176 | |
| Fine Painting & Decorating Company Inc | M-ESD | No | Paint & Coatings | Yes | \$ - | \$ 2,332,254 | \$ 2,332,254 | |
| Glacchetti Plumbing | L | No | Plumbing | Yes | \$ - | \$ 20,887 | \$ 20,887 | |
| Johnson Security Bureau Inc | MWL-ESD | No | Security | Yes | \$ - | \$ 1,349,760 | \$ 1,349,760 | |
| Metropolitan Enterprises Inc | M | No | Scaffolding | Yes | \$ - | \$ 634,132 | \$ 634,132 | |
| MFMC Contracting Corp | L | No | Utilities | Yes | \$ - | \$ 86,311 | \$ 86,311 | |
| MFMC Contracting Corp | L | No | Electrical | Yes | \$ - | \$ 2,977 | \$ 2,977 | |
| Morell Brown Corp | MWL-ESD | No | Spray Fireproofing | Yes | \$ - | \$ 1,379,934 | \$ 1,379,934 | |
| New York Concrete | W-ESD | No | Concrete | Yes | \$ - | \$ 482,707 | \$ 482,707 | |
| The McKissack Group Inc | MWL-ESD | No | Construction Management | Yes | \$ - | \$ 3,879,082 | \$ 3,879,082 | |
| NON: | | | | | | | | |
| A Liss & Company Inc | NON | No | Toilet Partitions | Yes | \$ - | \$ 114,060 | \$ 114,060 | |
| ASR Electrical Contracting Inc | NON | No | Electrical | Yes | \$ - | \$ 46,147 | \$ 46,147 | |
| B&G Electrical Contractors of NY | NON | No | Electrical | Yes | \$ - | \$ 17,009,428 | \$ 17,009,428 | |
| Bauerschmidt & Sons Inc | NON | No | Millwork | Yes | \$ - | \$ 5,418,876 | \$ 5,418,876 | |
| Champion Metal & Glass Inc | NON | No | Ornamental Metal | Yes | \$ - | \$ 1,644,213 | \$ 1,644,213 | |
| Champion Metal & Glass Inc | NON | No | Glass & Glazing | Yes | \$ - | \$ 1,006,114 | \$ 1,006,114 | |
| Cives Corp | NON | No | Superstructure Steel | Yes | \$ - | \$ 31,550,568 | \$ 31,550,568 | |
| Eagle One Roofing Contractors Inc | NON | No | Roofing | Yes | \$ - | \$ 2,838,851 | \$ 2,838,851 | |
| EJ/Egg Electric IV - (EJ Electric) | NON | Yes | Electrical | Yes | \$ - | \$ 3,251,997 | \$ 3,251,997 | |
| EJ/Egg Electric IV - (EJ Electric) | NON | Yes | Clear & Prep Site | Yes | \$ - | \$ 35,420 | \$ 35,420 | |
| Elite Floors Inc | NON | No | Resilient Flooring & Base | Yes | \$ - | \$ 1,211,301 | \$ 1,211,301 | |
| Five Star Electric Corp | NON | No | Electrical | Yes | \$ - | \$ 20,813,193 | \$ 20,179,291 | |
| Forest Electric | NON | No | Electrical | Yes | \$ - | \$ 36,032,282 | \$ 36,032,282 | |
| Fresh Meadow Mechanical Corp | NON | No | HVAC Systems | Yes | \$ - | \$ 678,094 | \$ 678,094 | |
| Handi-Lift Elevator LLC | NON | No | Elevators | Yes | \$ - | \$ 122,863 | \$ 122,863 | |
| Hi Tech Data Floors Inc | NON | No | Raised Access Flooring | Yes | \$ - | \$ 786,302 | \$ 786,302 | |
| H.S.E. System Inc (Metropolitan Enterprises Inc) | NON | No | Hoist / Bridges / Scaffold | Yes | \$ - | \$ 19,259 | \$ 19,259 | |
| Intricate Construction | NON | No | Clear & Prep Site | Yes | \$ - | \$ 36,948 | \$ 36,948 | |
| Island Acoustics | NON | No | Drywall | Yes | \$ - | \$ 16,023,648 | \$ 16,023,648 | |
| Island Acoustics | NON | No | Fire Protection Systems | Yes | \$ - | \$ 101,104 | \$ 101,104 | |
| Jantile Inc | NON | No | Ceramic Tile | Yes | \$ - | \$ 2,269,407 | \$ 2,269,407 | |
| M Tucker A Division of Singer NY LLC | NON | No | Food Service Equipment | Yes | \$ - | \$ 147,572 | \$ 147,572 | |
| McKeon Door East | NON | No | Overhead Doors | Yes | \$ - | \$ 891,273 | \$ 891,273 | |
| Modulo 3 Corporation DBA Unifor | NON | No | Glass and Glazing | Yes | \$ - | \$ 4,975,517 | \$ 4,975,517 | |
| MW Mechanical Inc | NON | Yes | Mechanical | Yes | \$ - | \$ 62,228,983 | \$ 62,228,983 | |
| Navillus Tile Inc | NON | No | Polished Concrete | Yes | \$ - | \$ 360,842 | \$ 360,842 | |
| Navillus Tile Inc | NON | No | Masonry | Yes | \$ - | \$ 3,334,982 | \$ 3,334,982 | |
| Nets That Work | NON | No | Safety Equipment | Yes | \$ - | \$ 444,519 | \$ 444,519 | |
| Otis Elevator Company | NON | No | Elevators | Yes | \$ - | \$ 4,131,223 | \$ 4,131,223 | |
| PAL Environmental Safety Corp | NON | No | Spray Fireproofing | Yes | \$ - | \$ 691,497 | \$ 691,497 | |
| Platinum Terrazzo | NON | No | Resilient Flooring & Base | Yes | \$ - | \$ 4,027,552 | \$ 4,027,552 | |
| Rost Road Iron Works | NON | No | Metal Work | Yes | \$ - | \$ 4,093,049 | \$ 4,093,049 | |
| Rael Automatic Sprinkler | NON | No | Dewatering | Yes | \$ - | \$ 6,617,522 | \$ 6,617,522 | |
| RCC Concrete Corp | NON | No | Above Grade Concrete | Yes | \$ - | \$ 10,064,656 | \$ 10,064,656 | |
| Siemens Industry Inc | NON | No | HVAC Systems | Yes | \$ - | \$ 14,440,506 | \$ 14,440,506 | |
| Siemens Industry Inc | NON | No | Electrical | Yes | \$ - | \$ 20,491 | \$ 20,491 | |
| Skanska | NON | No | Clear & Prep Site | Yes | \$ - | \$ 437,827 | \$ 437,827 | |
| Trystate Mechanical Inc | NON | No | HVAC Systems | Yes | \$ - | \$ 42,306 | \$ 42,306 | |
| United Drilling & Cutting Corp | NON | No | Clear & Prep Site | Yes | \$ - | \$ 105,204 | \$ 105,204 | |
| Universal Builders Supply | NON | No | Hoist | Yes | \$ - | \$ 2,589,742 | \$ 2,589,742 | |
| Universal Services Group | NON | No | Resilient Flooring & Base | Yes | \$ - | \$ 511,499 | \$ 511,499 | |
| Walters LLC | NON | No | Metal Stairs | Yes | \$ - | \$ 6,039,083 | \$ 6,039,083 | |
| WDF Inc | NON | No | HVAC Systems | Yes | \$ - | \$ 28,488,897 | \$ 28,488,897 | |
| WDF Inc | NON | No | Drywall | Yes | \$ - | \$ 8,150 | \$ 8,150 | |
| WDF Inc | NON | No | Plumbing | Yes | \$ - | \$ 4,170 | \$ 4,170 | |
| WDF Inc | NON | No | Misc. Metal | Yes | \$ - | \$ 45,269 | \$ 45,269 | |
| Winsafe Corp | NON | No | Window Washing Equipment | Yes | \$ - | \$ 271,870 | \$ 271,870 | |
| Tier II Grand Total | | | | | \$ - | \$ 347,360,224 | \$ 346,726,322 | |
| MWL Tier II Total | | | | | \$ - | \$ 51,335,947 | \$ 51,335,947 | |
| Non-MWL Tier II Total | | | | | \$ - | \$ 296,024,276 | \$ 295,390,375 | |
| MWL % of Tier II | | | | | 0% | 12% | 12% | |

If there is no Original Plan then vendors were paid on an as-needed basis or vendors were contracted after the Original Plan

Date: 6/30/2025

SCHEDULE OF MINORITY/WOMEN/LOCAL OWNED BUSINESS PARTICIPATION UTILIZATION PLAN
(No substitutions may be made on this submission except by prior written approval by Owner)

Schedule M3

| | | | |
|----------------------|---------------------------------------|-----------------------|---------------------------------|
| CM Name: | Lend Lease | Project: | Jerome L. Greene Science Center |
| Company Name: | Cives Corp | Contract: | |
| Trade: | Structural Steel | Telephone: | 315-287-2200 |
| Address: | 8 Church Street, Gouverneur, NY 13642 | Project Start: | 2/28/2011 |
| As of Date: | 6/30/2025 | Project End: | In Progress |

COMPANY (Tier II)

| Name | MWL Designation | Joint Venture? | Trade | Original Plan Amount \$'s | Current Plan Amount (incl CO's) \$'s | Total Payment to Date \$'s |
|------------|-----------------|----------------|------------------|------------------------------|--|----------------------------------|
| Cives Corp | NON | No | Structural Steel | \$ 28,270,835 | \$ 31,550,568 | \$ 31,550,568 |

SUBCONTRACTORS (Tier III)

| Name/Address/Phone # (if available) otherwise enter Trade | MWL Designation | Joint Venture? | Trade | Awarded? | Original Plan Amount \$'s | Current Plan Amount (incl CO's) \$'s | Total Payment to Date \$'s |
|---|-----------------|----------------|------------------------------|----------|------------------------------|--|----------------------------------|
| MWL: | | | | | | | |
| Baco Enterprises Inc | L | No | Field Bolts | Yes | \$ 276,449 | \$ 230,714 | \$ 230,714 |
| Baco Enterprises Inc | L | No | Safety/Slurry | Yes | \$ 102,900 | \$ 130,340 | \$ 130,340 |
| Commonwealth Metal Co | W-ESD | No | Structural Steel Material | Yes | \$ 816,232 | \$ 862,145 | \$ 862,145 |
| Kiwi Steel Corp | M-ESD | No | Installation of Deck & Studs | Yes | \$ 1,573,600 | \$ 1,492,849 | \$ 1,492,849 |
| L&M Fabrication & Machine Inc | W-ESD | No | Exterior Intumescent Columns | Yes | \$ 400,000 | \$ 410,982 | \$ 410,982 |
| RKL Building Specialties Co Inc | W-ESD | No | | Yes | \$ - | \$ 278,110 | \$ 278,110 |
| Powell Steel Corp | M-ESD | No | Structural Steel Beams | Yes | \$ - | \$ 439,775 | \$ 439,775 |
| | | | | | | | |
| | | | | | | | |
| | | | | | | | |
| | | | | | | | |
| | | | | | | | |
| | | | | | | | |
| | | | | | | | |
| | | | | | | | |
| | | | | | | | |
| | | | | | | | |
| | | | | | | | |
| | | | | | | | |
| | | | | | | | |
| | | | | | | | |
| | | | | | | | |
| | | | | | | | |
| | | | | | | | |
| | | | | | | | |
| | | | | | | | |
| | | | | | | | |
| | | | | | | | |
| | | | | | | | |
| | | | | | | | |
| | | | | | | | |
| | | | | | | | |
| Tier III Grand Total | | | | | \$ 3,169,181 | \$ 3,844,915 | \$ 3,844,915 |
| MWL Tier III Total | | | | | \$ 3,169,181 | \$ 3,844,915 | \$ 3,844,915 |
| Non-MWL Tier III Total | | | | | \$ - | \$ - | \$ - |
| MWL % of Tier II | | | | | 11% | 12% | 12% |

If there is no Original Plan then vendors were paid on an as-needed basis or vendors were contracted after the Original Plan

Date: 6/30/2025

SCHEDULE OF MINORITY/WOMEN/LOCAL OWNED BUSINESS PARTICIPATION UTILIZATION PLAN

(No substitutions may be made on this submission except by prior written approval by Owner)

Schedule M3

| | | | | |
|----------------------|---|--|-----------------------|---------------------------------|
| CM Name: | Lend Lease | | Project: | Jerome L. Greene Science Center |
| Company Name: | MW Mechanical Inc | | Contract: | |
| Trade: | HVAC | | Telephone: | 718-961-6634 |
| Address: | 622 West 132nd Street, New York, NY 10027 | | Project Start: | 2/25/2013 |
| As of Date: | 6/30/2025 | | Project End: | In Progress |

| COMPANY (Tier II) | | | | | | |
|-------------------|-----------------|----------------|-------|---------------------------|--------------------------------------|----------------------------|
| Name | MWL Designation | Joint Venture? | Trade | Original Plan Amount \$'s | Current Plan Amount (incl CO's) \$'s | Total Payment to Date \$'s |
| MW Mechanical Inc | NON | Yes | HVAC | \$ 55,975,000 | \$ 62,228,983 | \$ 62,228,983 |

| SUBCONTRACTORS (Tier III) | | | | | | | |
|---|-----------------|----------------|----------------------------|----------|---------------------------|--------------------------------------|----------------------------|
| Name/Address/Phone # (if available) otherwise enter Trade | MWL Designation | Joint Venture? | Trade | Awarded? | Original Plan Amount \$'s | Current Plan Amount (incl CO's) \$'s | Total Payment to Date \$'s |
| MWL: | | | | | | | |
| Celtic Sheetmetal Inc | W-ESD | No | HVAC-Sheetmetal | Yes | \$ 11,000,000 | \$ 11,932,486 | \$ 11,932,486 |
| FW Sims Inc | W-ESD | No | HVAC-Piping | Yes | \$ 14,590,000 | \$ 16,912,472 | \$ 16,912,472 |
| Mate Matura & Sons Inc | W-ESD | No | Insulation | Yes | \$ 2,300,000 | \$ 2,623,213 | \$ 2,623,213 |
| Yuen Ling Enterprises Inc | M-ESD | No | HVAC-Equipment & Rigging | Yes | \$ 1,000,000 | \$ 1,534,239 | \$ 1,534,239 |
| Cassone Leasing Inc | W-ESD | No | Equipment Rental & Leasing | Yes | \$ - | \$ 659 | \$ 659 |
| Safety & Quality Plus Inc | W-ESD | No | | Yes | \$ - | \$ 343,719 | \$ 343,719 |
| Safety & Environmental | M-ESD | No | Safety Consultant | Yes | \$ - | \$ 124,160 | \$ 124,160 |
| | | | | | | | |
| | | | | | | | |
| | | | | | | | |
| | | | | | | | |
| | | | | | | | |
| | | | | | | | |
| | | | | | | | |
| | | | | | | | |
| | | | | | | | |
| | | | | | | | |
| | | | | | | | |
| | | | | | | | |
| | | | | | | | |
| | | | | | | | |
| | | | | | | | |
| | | | | | | | |
| Tier III Grand Total | | | | | \$ 28,890,000 | \$ 33,470,948 | \$ 33,470,948 |
| MWL Tier III Total | | | | | \$ 28,890,000 | \$ 33,470,948 | \$ 33,470,948 |
| Non-MWL Tier III Total | | | | | \$ - | \$ - | \$ - |
| MWL % of Tier III | | | | | 52% | 54% | 54% |

If there is no Original Plan then vendors were paid on an as-needed basis or vendors were contracted after the Original Plan

SCHEDULE OF MINORITY/WOMEN/LOCAL OWNED BUSINESS PARTICIPATION UTILIZATION PLAN

(No substitutions may be made on this submission except by prior written approval by Owner)

Schedule M3

| | | | |
|----------------------|---|-----------------------|---------------------------------|
| CM Name: | Lend Lease | Project: | Jerome L. Greene Science Center |
| Company Name: | Five Star Electric Corp | Contract: | |
| Trade: | Electrical | Telephone: | 718-641-5000 |
| Address: | 101-32 101st Street, Ozone Park, NY 11416 | Project Start: | 1/23/2013 |
| As of Date: | 6/30/2025 | Project End: | In Progress |

| COMPANY (Tier II) | | | | | | |
|-------------------------|-----------------|----------------|------------|------------------------------|--|----------------------------------|
| Name | MWL Designation | Joint Venture? | Trade | Original Plan Amount \$'s | Current Plan Amount (incl CO's) \$'s | Total Payment to Date \$'s |
| Five Star Electric Corp | NON | No | Electrical | \$ 20,315,665 | \$ 20,813,193 | \$ 20,179,291 |

| SUBCONTRACTORS (Tier III) | | | | | | | |
|---|-----------------|----------------|------------|----------|------------------------------|--|----------------------------------|
| Name/Address/Phone # (if available) otherwise enter Trade | MWL Designation | Joint Venture? | Trade | Awarded? | Original Plan Amount \$'s | Current Plan Amount (incl CO's) \$'s | Total Payment to Date \$'s |
| MWL: | | | | | | | |
| Eaton Electric Inc | M-ESD | No | Electrical | Yes | \$ 7,110,483 | \$ 1,149,916 | \$ 1,149,916 |
| Eastern Electric Corp of New York | MW | No | Electrical | Yes | \$ 1,221,699 | \$ 1,221,698 | \$ 1,221,698 |
| G-Squared Electric LLC | W | No | Electrical | Yes | \$ 816,981 | \$ 816,981 | \$ 816,981 |
| LB Electric Supply Co. | W-ESD | No | Supplier | Yes | \$ 276,679 | \$ 278,905 | \$ 278,905 |
| Montana Datacom | W-ESD | No | Supplier | Yes | \$ 59,246 | \$ 94,057 | \$ 94,057 |
| | | | 62 | | | | |
| | | | | | | | |
| | | | | | | | |
| | | | | | | | |
| | | | | | | | |
| | | | | | | | |
| | | | | | | | |
| | | | | | | | |
| | | | | | | | |
| | | | | | | | |
| | | | | | | | |
| | | | | | | | |
| | | | | | | | |
| | | | | | | | |
| | | | | | | | |
| | | | | | | | |
| Tier III Grand Total | | | | | \$ 9,485,088 | \$ 3,561,557 | \$ 3,561,557 |
| MWL Tier III Total | | | | | \$ 9,485,088 | \$ 3,561,557 | \$ 3,561,557 |
| Non-MWL Tier III Total | | | | | \$ - | \$ - | \$ - |
| MWL % of Tier II | | | | | 47% | 17% | 18% |

If there is no Original Plan then vendors were paid on an as-needed basis or vendors were contracted after the Original Plan

SCHEDULE OF MINORITY/WOMEN/LOCAL OWNED BUSINESS PARTICIPATION UTILIZATION PLAN

Schedule M3

(No substitutions may be made on this submission except by prior written approval by Owner)

CM Name: Lend Lease **Project:** Jerome L. Greene Science Center
Company Name: Otis Elevator Company **Contract:**
Trade: Elevators **Contract:**
Address: One Odell Plaza, Suite 120, Yonkers, NY 10701 **Telephone:** 973-575-3107
As of Date: 6/30/2025 **Project Start:** 4/20/2012 **Project End:** In Progress

COMPANY (Tier II)

| Name | MWL Designation | Joint Venture? | Trade | Original Plan Amount \$'s | Current Plan Amount (incl CO's) \$'s | Total Payment to Date \$'s |
|-----------------------|-----------------|----------------|-----------|---------------------------|--------------------------------------|----------------------------|
| Otis Elevator Company | NON | No | Elevators | \$ 3,900,000 | \$ 4,131,223 | \$ 4,131,223 |

SUBCONTRACTORS (Tier III)

| Name/Address/Phone # (if available) otherwise enter Trade | MWL Designation | Joint Venture? | Trade | Awarded? | Original Plan Amount \$'s | Current Plan Amount (incl CO's) \$'s | Total Payment to Date \$'s |
|---|-----------------|----------------|------------------------------|----------|---------------------------|--------------------------------------|----------------------------|
| MWL: | | | | | | | |
| Concept Elevator Group LLC | M-ESD | No | Cab and Entrance Fabrication | Yes | \$ 674,839 | \$ 739,014 | \$ 739,014 |
| | | | | | | | |
| | | | | | | | |
| | | | | | | | |
| | | | 62 | | | | |
| | | | | | | | |
| | | | | | | | |
| | | | | | | | |
| | | | | | | | |
| | | | | | | | |
| | | | | | | | |
| | | | | | | | |
| | | | | | | | |
| | | | | | | | |
| | | | | | | | |
| | | | | | | | |
| | | | | | | | |
| | | | | | | | |
| | | | | | | | |
| | | | | | | | |
| | | | | | | | |
| | | | | | | | |
| | | | | | | | |

| | | | |
|-------------------------------|------------|------------|------------|
| Tier III Grand Total | \$ 674,839 | \$ 739,014 | \$ 739,014 |
| MWL Tier III Total | \$ 674,839 | \$ 739,014 | \$ 739,014 |
| Non-MWL Tier III Total | \$ - | \$ - | \$ - |
| MWL % of Tier II | 17% | 18% | 18% |

If there is no Original Plan then vendors were paid on an as-needed basis or vendors were contracted after the Original Plan

Date: 6/30/2025

SCHEDULE OF MINORITY/WOMEN/LOCAL OWNED BUSINESS PARTICIPATION UTILIZATION PLAN

Schedule M3

(No substitutions may be made on this submission except by prior written approval by Owner)

CM Name: Lend Lease
Company Name: WDF Inc **Project:** Jerome L. Greene Science Center
Trade: HVAC **Contract:**
Address: 30 North Macquesten Parkway, Mount Vernon, NY 10550 **Telephone:** 914-776-8144
As of Date: 6/30/2025 **Project Start:** 2/25/2013 **Project End:** In Progress

| COMPANY (Tier II) | | | | | | |
|--------------------------|-----------------|----------------|-------|------------------------------|--|----------------------------------|
| Name | MWL Designation | Joint Venture? | Trade | Original Plan Amount \$'s | Current Plan Amount (incl CO's) \$'s | Total Payment to Date \$'s |
| WDF Inc | NON | No | HVAC | \$ 25,166,020 | \$ 28,546,486 | \$ 28,546,486 |

| SUBCONTRACTORS (Tier III) | | | | | | | |
|---|-----------------|----------------|-------------------|----------|------------------------------|--|----------------------------------|
| Name/Address/Phone # (if available) otherwise enter Trade | MWL Designation | Joint Venture? | Trade | Awarded? | Original Plan Amount \$'s | Current Plan Amount (incl CO's) \$'s | Total Payment to Date \$'s |
| MWL: | | | | | | | |
| Hailey Insulation Corp | W-ESD | No | Insulation | Yes | \$ 1,325,000 | \$ 1,484,704 | \$ 1,484,704 |
| Henry Quentzel Plumbing Supply Co Inc | W | No | Material Supplier | Yes | \$ - | \$ 71,073 | \$ 71,073 |
| NY Pl. Wholesale and Supply Inc | M-ESD | No | Material Supplier | Yes | \$ 6,470 | \$ 98,656 | \$ 98,656 |
| Purity Laboratories Inc | W | No | Water Treatment | Yes | \$ - | \$ 2,547 | \$ 2,547 |
| | | | | | | | |
| | | | | | | | |
| | | | | | | | |
| | | | | | | | |
| | | | | | | | |
| | | | | | | | |
| | | | | | | | |
| | | | | | | | |
| | | | | | | | |
| | | | | | | | |
| | | | | | | | |
| | | | | | | | |
| | | | | | | | |
| | | | | | | | |
| | | | | | | | |
| | | | | | | | |
| Tier III Grand Total | | | | | \$ 1,331,470 | \$ 1,656,980 | \$ 1,656,980 |
| MWL Tier III Total | | | | | \$ 1,331,470 | \$ 1,656,980 | \$ 1,656,980 |
| Non-MWL Tier III Total | | | | | \$ - | \$ - | \$ - |
| MWL % of Tier II | | | | | 5% | 6% | 6% |

If there is no Original Plan then vendors were paid on an as-needed basis or vendors were contracted after the Original Plan

SCHEDULE OF MINORITY/WOMEN/LOCAL OWNED BUSINESS PARTICIPATION UTILIZATION PLAN

Schedule M3

(No substitutions may be made on this submission except by prior written approval by Owner)

| | | | |
|----------------------|-----------------------------------|-----------------------|-----------------------------------|
| CM Name: | Lend Lease | Project: | Jerome L. Greene Science Center |
| Company Name: | Island Acoustics | Contract: | |
| Trade: | Carpentry | Address: | 518 Johnson Ave Bohemia, NY 11716 |
| Address: | 518 Johnson Ave Bohemia, NY 11716 | Telephone: | 631-234-4500 |
| As of Date: | 6/30/2025 | Project Start: | 3/12/2013 |
| | | Project End: | In Progress |

COMPANY (Tier II)

| Name | MWL Designation | Joint Venture? | Trade | Original Plan Amount \$'s | Current Plan Amount (incl CO's) \$'s | Total Payment to Date \$'s |
|------------------|-----------------|----------------|-----------|------------------------------|--|----------------------------------|
| Island Acoustics | NON | No | Carpentry | \$ 14,250,000 | \$ 16,124,752 | \$ 16,124,752 |

SUBCONTRACTORS (Tier III)

| Name/Address/Phone # (if available) otherwise enter Trade | MWL Designation | Joint Venture? | Trade | Awarded? | Original Plan Amount \$'s | Current Plan Amount (incl CO's) \$'s | Total Payment to Date \$'s |
|---|-----------------|----------------|----------------|----------|------------------------------|--|----------------------------------|
| MWL: | | | | | | | |
| CenterSpan | W-ESD | No | Lathing | Yes | \$ 478,896 | \$ 450,285 | \$ 450,285 |
| Beamstop'r | W | No | Laser Curtains | Yes | \$ - | \$ 197,164 | \$ 197,164 |
| Green Depot | W-ESD | No | Materials | Yes | \$ 3,049,535 | \$ 1,573,367 | \$ 1,573,367 |
| AIW | MW-ESD | No | Manlifts | Yes | \$ 93,600 | \$ 86,965 | \$ 86,965 |
| Halmark | W-ESD | No | Finishing | Yes | \$ - | \$ 20,226 | \$ 20,226 |
| Firestop Solutions | W | No | | 62 Yes | \$ - | \$ 97,976 | \$ 97,976 |
| | | | | | | | |
| | | | | | | | |
| | | | | | | | |
| | | | | | | | |
| | | | | | | | |
| | | | | | | | |
| | | | | | | | |
| | | | | | | | |
| | | | | | | | |
| | | | | | | | |
| | | | | | | | |
| | | | | | | | |
| | | | | | | | |
| | | | | | | | |
| | | | | | | | |
| | | | | | | | |
| | | | | | | | |
| | | | | | | | |
| | | | | | | | |
| | | | | | | | |
| | | | | | | | |
| | | | | | | | |
| Tier III Grand Total | | | | | \$ 3,622,031 | \$ 2,425,983 | \$ 2,425,983 |
| MWL Tier III Total | | | | | \$ 3,622,031 | \$ 2,425,983 | \$ 2,425,983 |
| Non-MWL Tier III Total | | | | | \$ - | \$ - | \$ - |
| MWL % of Tier II | | | | | 25% | 15% | 15% |

If there is no Original Plan then vendors were paid on an as-needed basis or vendors were contracted after the Original Plan

Date: 6/30/2025

SCHEDULE OF MINORITY/WOMEN/LOCAL OWNED BUSINESS PARTICIPATION UTILIZATION PLAN

(No substitutions may be made on this submission except by prior written approval by Owner)

Schedule M3

| | | | |
|----------------------|---------------------------------|-----------------------|---------------------------------|
| CM Name: | Lend Lease | | |
| Company Name: | Forest Electric | Project: | Jerome L. Greene Science Center |
| Trade: | Electrical | Contract: | |
| Address: | 2 Penn Plaza New York, NY 10121 | Telephone: | 212-318-1500 |
| As of Date: | 6/30/2025 | Project Start: | 5/1/2013 |
| | | Project End: | In Progress |

| COMPANY (Tier II) | | | | | | |
|-------------------|-----------------|----------------|------------|---------------------------|--------------------------------------|----------------------------|
| Name | MWL Designation | Joint Venture? | Trade | Original Plan Amount \$'s | Current Plan Amount (incl CO's) \$'s | Total Payment to Date \$'s |
| Forest Electric | NON | No | Electrical | \$ 31,000,000 | \$ 36,032,282 | \$ 36,032,282 |

| SUBCONTRACTORS (Tier III) | | | | | | | |
|---|-----------------|----------------|---------------------------------|----------|---------------------------|--------------------------------------|----------------------------|
| Name/Address/Phone # (if available) otherwise enter Trade | MWL Designation | Joint Venture? | Trade | Awarded? | Original Plan Amount \$'s | Current Plan Amount (incl CO's) \$'s | Total Payment to Date \$'s |
| MWL: | | | | | | | |
| Belle Lighting | M-ESD | No | Lighting Material Supplier | Yes | \$ 9,735,705 | \$ 10,481,341 | \$ 10,481,341 |
| Dumont Electrical Inc | M-ESD | No | Electrical Material Supplier | Yes | \$ 975 | \$ 975 | \$ 975 |
| Smith EI-DIS Co, Inc | L | No | Electrical Material Supplier | Yes | \$ 4,161 | \$ 146,703 | \$ 146,703 |
| Turtle & Hughes | W-ESD | No | Electrical Material Supplier | Yes | \$ 80,541 | \$ 853,947 | \$ 853,947 |
| Act Electrical & Data | W-ESD | No | Electrical Material Supplier | Yes | \$ - | \$ 80,114 | \$ 80,114 |
| Montana Datacom | W-ESD | No | 62 Electrical Material Supplier | Yes | \$ - | \$ 170,758 | \$ 170,758 |
| Atlas Switch Co Inc | W | No | Electrical Material Supplier | Yes | \$ - | \$ 600 | \$ 600 |
| LB Electric Supply Co. | W-ESD | No | Electrical Material Supplier | Yes | \$ - | \$ 28,338 | \$ 28,338 |
| | | | | | | | |
| | | | | | | | |
| | | | | | | | |
| | | | | | | | |
| | | | | | | | |
| | | | | | | | |
| | | | | | | | |
| | | | | | | | |
| | | | | | | | |
| | | | | | | | |
| | | | | | | | |
| | | | | | | | |
| | | | | | | | |
| | | | | | | | |
| | | | | | | | |
| | | | | | | | |
| | | | | | | | |
| | | | | | | | |
| | | | | | | | |
| | | | | | | | |
| | | | | | | | |
| | | | | | | | |
| | | | | | | | |
| | | | | | | | |
| | | | | | | | |
| | | | | | | | |
| | | | | | | | |
| Tier III Grand Total | | | | | \$ 9,821,382 | \$ 11,762,776 | \$ 11,762,776 |
| MWL Tier III Total | | | | | \$ 9,821,382 | \$ 11,762,776 | \$ 11,762,776 |
| Non-MWL Tier III Total | | | | | \$ - | \$ - | \$ - |
| MWL % of Tier II | | | | | 32% | 33% | 33% |

If there is no Original Plan then vendors were paid on an as-needed basis or vendors were contracted after the Original Plan

SCHEDULE OF MINORITY/WOMEN/LOCAL OWNED BUSINESS PARTICIPATION UTILIZATION PLAN

Schedule M3

(No substitutions may be made on this submission except by prior written approval by Owner)

| | | | |
|----------------------|--|-----------------------|---------------------------------|
| CM Name: | Lend Lease | | |
| Company Name: | Navillus Tile Inc | Project: | Jerome L. Greene Science Center |
| Trade: | Masonry | Contract: | |
| Address: | 575 5th Ave 29th Floor, New York, NY 10017 | Telephone: | 212-750-1808 |
| As of Date: | 6/30/2025 | Project Start: | 11/20/2012 |
| | | Project End: | In Progress |

| COMPANY (Tier II) | | | | | | |
|--------------------------|-----------------|----------------|---------|------------------------------|--|----------------------------------|
| Name | MWL Designation | Joint Venture? | Trade | Original Plan Amount \$'s | Current Plan Amount (incl CO's) \$'s | Total Payment to Date \$'s |
| Navillus Tile Inc | NON | No | Masonry | \$ 6,200,000 | \$ 3,695,824 | \$ 3,695,824 |

| SUBCONTRACTORS (Tier III) | | | | | | | |
|---|-----------------|----------------|----------------|----------|------------------------------|--|----------------------------------|
| Name/Address/Phone # (if available) otherwise enter Trade | MWL Designation | Joint Venture? | Trade | Awarded? | Original Plan Amount \$'s | Current Plan Amount (incl CO's) \$'s | Total Payment to Date \$'s |
| MWL: | | | | | | | |
| CD Construction & Design | M-ESD | No | Masonry Supply | Yes | \$ 500,000 | \$ 322,323 | \$ 322,323 |
| CFS Steel Co | L | No | Rebar Supplier | Yes | \$ 40,000 | \$ 32,855 | \$ 32,855 |
| Blue Works Inc | M-ESD | No | Drafting | Yes | \$ 10,000 | \$ 10,438 | \$ 10,438 |
| Casa Redimix | L | No | Concrete | Yes | \$ 10,000 | \$ 5,769 | \$ 5,769 |
| | | | 62 | | | | |
| | | | | | | | |
| | | | | | | | |
| | | | | | | | |
| | | | | | | | |
| | | | | | | | |
| | | | | | | | |
| | | | | | | | |
| | | | | | | | |
| | | | | | | | |
| | | | | | | | |
| | | | | | | | |
| | | | | | | | |
| | | | | | | | |
| | | | | | | | |
| | | | | | | | |
| | | | | | | | |
| | | | | | | | |
| | | | | | | | |
| | | | | | | | |
| | | | | | | | |
| | | | | | | | |
| | | | | | | | |
| | | | | | | | |
| | | | | | | | |
| | | | | | | | |
| Tier III Grand Total | | | | | \$ 560,000 | \$ 371,385 | \$ 371,385 |
| MWL Tier III Total | | | | | \$ 560,000 | \$ 371,385 | \$ 371,385 |
| Non-MWL Tier III Total | | | | | \$ - | \$ - | \$ - |
| MWL % of Tier II | | | | | 9% | 10% | 10% |

If there is no Original Plan then vendors were paid on an as-needed basis or vendors were contracted after the Original Plan

SCHEDULE OF MINORITY/WOMEN/LOCAL OWNED BUSINESS PARTICIPATION UTILIZATION PLAN
 (No substitutions may be made on this submission except by prior written approval by Owner)

Schedule M3

| | | | |
|----------------------|--------------------------------------|-----------------------|---------------------------------|
| CM Name: | Lend Lease | Project: | Jerome L. Greene Science Center |
| Company Name: | Rael Automatic Sprinkler | Contract: | |
| Trade: | Fire Protection | Telephone: | 516-593-2000 |
| Address: | 1750 Plaza Avenue New Hyde, NY 11040 | Project Start: | 12/19/2012 |
| As of Date: | 6/30/2025 | Project End: | In Progress |

| COMPANY (Tier II) | | | | | | |
|--------------------------|-----------------|----------------|-----------------|---------------------------|--------------------------------------|----------------------------|
| Name | MWL Designation | Joint Venture? | Trade | Original Plan Amount \$'s | Current Plan Amount (incl CO's) \$'s | Total Payment to Date \$'s |
| Rael Automatic Sprinkler | NON | No | Fire Protection | \$ 6,940,000 | \$ 6,617,522 | \$ 6,617,522 |

| SUBCONTRACTORS (Tier III) | | | | | | | |
|---|-----------------|----------------|---------------|----------|---------------------------|--------------------------------------|----------------------------|
| Name/Address/Phone # (if available) otherwise enter Trade | MWL Designation | Joint Venture? | Trade | Awarded? | Original Plan Amount \$'s | Current Plan Amount (incl CO's) \$'s | Total Payment to Date \$'s |
| MWL: | | | | | | | |
| First Women's Fire Systems | W-ESD | No | Subcontractor | Yes | \$ 902,200 | \$ 74,750 | \$ 74,750 |
| Ferguson Fire | L | No | Supply | Yes | \$ - | \$ 289,723 | \$ 289,723 |
| NON: | | | | | | | |
| Ascon | NON | No | Supply | Yes | \$ 138,000 | \$ 1,436 | \$ 1,436 |
| | | | 62 | | | | |
| | | | | | | | |
| | | | | | | | |
| | | | | | | | |
| | | | | | | | |
| | | | | | | | |
| | | | | | | | |
| | | | | | | | |
| | | | | | | | |
| | | | | | | | |
| | | | | | | | |
| | | | | | | | |
| | | | | | | | |
| | | | | | | | |
| | | | | | | | |
| | | | | | | | |
| | | | | | | | |
| | | | | | | | |
| | | | | | | | |
| | | | | | | | |
| | | | | | | | |
| | | | | | | | |
| Tier III Grand Total | | | | | \$ 1,040,200 | \$ 365,909 | \$ 365,909 |
| MWL Tier III Total | | | | | \$ 902,200 | \$ 364,473 | \$ 364,473 |
| Non-MWL Tier III Total | | | | | \$ 138,000 | \$ 1,436 | \$ 1,436 |
| MWL % of Tier II | | | | | 13% | 6% | 6% |

If there is no Original Plan then vendors were paid on an as-needed basis or vendors were contracted after the Original Plan

SCHEDULE OF MINORITY/WOMEN/LOCAL OWNED BUSINESS PARTICIPATION UTILIZATION PLAN

Schedule M3

(No substitutions may be made on this submission except by prior written approval by Owner)

| | | | |
|----------------------|---|-----------------------|---------------------------------|
| CM Name: | Lend Lease | Project: | Jerome L. Greene Science Center |
| Company Name: | Siemens Industry Inc | Contract: | |
| Trade: | BMS | Telephone: | 973-575-6300 |
| Address: | 8 Fernwood Road, Florham Park, NJ 07392 | Project Start: | 2/28/2011 |
| As of Date: | 6/30/2025 | Project End: | In Progress |

COMPANY (Tier II)

| Name | MWL Designation | Joint Venture? | Trade | Original Plan Amount \$'s | Current Plan Amount (incl CO's) \$'s | Total Payment to Date \$'s |
|----------------------|-----------------|----------------|-------|------------------------------|--|----------------------------------|
| Siemens Industry Inc | NON | No | BMS | \$ 5,955,000 | \$ 14,460,997 | \$ 14,460,997 |

SUBCONTRACTORS (Tier III)

| Name/Address/Phone # (if available) otherwise enter Trade | MWL Designation | Joint Venture? | Trade | Awarded? | Original Plan Amount \$'s | Current Plan Amount (incl CO's) \$'s | Total Payment to Date \$'s |
|---|-----------------|----------------|------------------------------|----------|------------------------------|--|----------------------------------|
| MWL: | | | | | | | |
| Turtle & Hughes | W-ESD | No | Electrical Material Supplier | Yes | \$ 125,000 | \$ 99,502 | \$ 99,502 |
| Manna Supply | MW-ESD | No | Electrical Material | Yes | \$ 80,000 | \$ 80,000 | \$ 80,000 |
| JM Electric | M-ESD | No | Electrician | Yes | \$ 1,320,128 | \$ 1,483,222 | \$ 1,483,222 |
| NON: | | | | | | | |
| Ricotta Electrical | NON | No | | 62 Yes | \$ 2,811,000 | \$ 3,123,628 | \$ 3,123,628 |
| BCI Electrical | NON | No | Electrician | Yes | \$ 1,618,000 | \$ 1,626,878 | \$ 1,626,878 |
| | | | | | | | |
| | | | | | | | |
| | | | | | | | |
| | | | | | | | |
| | | | | | | | |
| | | | | | | | |
| | | | | | | | |
| | | | | | | | |
| | | | | | | | |
| | | | | | | | |
| | | | | | | | |
| | | | | | | | |
| | | | | | | | |
| | | | | | | | |
| | | | | | | | |
| | | | | | | | |
| | | | | | | | |
| | | | | | | | |
| | | | | | | | |
| | | | | | | | |
| | | | | | | | |
| | | | | | | | |
| | | | | | | | |
| Tier III Grand Total | | | | | \$ 5,954,128 | \$ 6,413,230 | \$ 6,413,230 |
| MWL Tier III Total | | | | | \$ 1,525,128 | \$ 1,662,724 | \$ 1,662,724 |
| Non-MWL Tier III Total | | | | | \$ 4,429,000 | \$ 4,750,506 | \$ 4,750,506 |
| MWL % of Tier II | | | | | 26% | 11% | 11% |

If there is no Original Plan then vendors were paid on an as-needed basis or vendors were contracted after the Original Plan

Date: 6/30/2025

SCHEDULE OF MINORITY/WOMEN/LOCAL OWNED BUSINESS PARTICIPATION UTILIZATION PLAN
(No substitutions may be made on this submission except by prior written approval by Owner)

Schedule M3

CM Name: Lend Lease
Company Name: Elite Interiors Systems Inc **Project:** Jerome L. Greene Science Center
Trade: Carpentry / Drywall **Contract:**
Address: 79 Alexander Ave Bronx, NY 10454 **Telephone:** 718-401-3706
As of Date: 6/30/2025 **Project Start:** 2/28/2011 **Project End:** In Progress

| COMPANY (Tier II) | | | | | | |
|-----------------------------|-----------------|----------------|---------------------|---------------------------|--------------------------------------|----------------------------|
| Name | MWL Designation | Joint Venture? | Trade | Original Plan Amount \$'s | Current Plan Amount (incl CO's) \$'s | Total Payment to Date \$'s |
| Elite Interiors Systems Inc | L | No | Carpentry / Drywall | \$ 9,400,000 | \$ 10,637,272 | \$ 10,637,272 |

| SUBCONTRACTORS (Tier III) | | | | | | | |
|---|-----------------|----------------|----------------------------------|----------|---------------------------|--------------------------------------|----------------------------|
| Name/Address/Phone # (if available) otherwise enter Trade | MWL Designation | Joint Venture? | Trade | Awarded? | Original Plan Amount \$'s | Current Plan Amount (incl CO's) \$'s | Total Payment to Date \$'s |
| NON: | | | | | | | |
| Evergreen Architectural Arts | NON | No | Acoustic Plaster | Yes | \$ - | \$ 268,661 | \$ 268,661 |
| Direct Service Installers | NON | No | Salisbury Lockers - Installation | Yes | \$ - | \$ 17,000 | \$ 17,000 |
| Capital Construction Systems Inc | NON | No | Black Iron Installation | Yes | \$ 173,491 | \$ 210,108 | \$ 210,108 |
| | | | | | | | |
| | | | | | | | |
| | | | | | | | |
| | | | | | | | |
| | | | | | | | |
| | | | | | | | |
| | | | | | | | |
| | | | | | | | |
| | | | | | | | |
| | | | | | | | |
| | | | | | | | |
| | | | | | | | |
| | | | | | | | |
| | | | | | | | |
| | | | | | | | |
| | | | | | | | |
| | | | | | | | |
| | | | | | | | |
| | | | | | | | |
| | | | | | | | |
| Tier III Grand Total | | | | | \$ 173,491 | \$ 495,769 | \$ 495,769 |
| MWL Tier III Total | | | | | \$ - | \$ - | \$ - |
| Non-MWL Tier III Total | | | | | \$ 173,491 | \$ 495,769 | \$ 495,769 |
| MWL % of Tier III | | | | | 0% | 0% | 0% |

If there is no Original Plan then vendors were paid on an as-needed basis or vendors were contracted after the Original Plan

SCHEDULE OF MINORITY/WOMEN/LOCAL OWNED BUSINESS PARTICIPATION UTILIZATION PLAN

(No substitutions may be made on this submission except by prior written approval by Owner)

Schedule M3

| | | | |
|----------------------|--|-----------------------|---------------------------------|
| CM Name: | Lend Lease | Project: | Jerome L. Greene Science Center |
| Company Name: | Champion Metal & Glass Inc | Contract: | |
| Trade: | Ornamental Metal | Telephone: | 631-254-2560 |
| Address: | 130 Motor Parkway, Hauppauge, NY 11788 | Project Start: | 2/28/2011 |
| As of Date: | 6/30/2025 | Project End: | In Progress |

| COMPANY (Tier II) | | | | | | |
|----------------------------|-----------------|----------------|------------------|------------------------------|--|----------------------------------|
| Name | MWL Designation | Joint Venture? | Trade | Original Plan Amount \$'s | Current Plan Amount (incl CO's) \$'s | Total Payment to Date \$'s |
| Champion Metal & Glass Inc | NON | No | Ornamental Metal | \$ 1,200,000 | \$ 1,644,213 | \$ 1,644,213 |

| SUBCONTRACTORS (Tier III) | | | | | | | |
|---|-----------------|----------------|-------------------------|----------|------------------------------|--|----------------------------------|
| Name/Address/Phone # (if available) otherwise enter Trade | MWL Designation | Joint Venture? | Trade | Awarded? | Original Plan Amount \$'s | Current Plan Amount (incl CO's) \$'s | Total Payment to Date \$'s |
| MWL: | | | | | | | |
| The Steel Supply Co Inc | W-ESD | No | Supplier of SS Products | Yes | \$ 1,685 | \$ 1,685 | \$ 1,685 |
| | | | | | | | |
| | | | | | | | |
| | | | 62 | | | | |
| | | | | | | | |
| | | | | | | | |
| | | | | | | | |
| | | | | | | | |
| | | | | | | | |
| | | | | | | | |
| | | | | | | | |
| | | | | | | | |
| | | | | | | | |
| | | | | | | | |
| | | | | | | | |
| | | | | | | | |
| | | | | | | | |
| | | | | | | | |
| | | | | | | | |
| | | | | | | | |
| | | | | | | | |
| | | | | | | | |
| | | | | | | | |
| | | | | | | | |
| | | | | | \$ 1,685 | \$ 1,685 | \$ 1,685 |
| | | | | | \$ 1,685 | \$ 1,685 | \$ 1,685 |
| | | | | | \$ - | \$ - | \$ - |
| | | | | | 0% | 0% | 0% |

If there is no Original Plan then vendors were paid on an as-needed basis or vendors were contracted after the Original Plan

Date: 6/30/2025

SCHEDULE OF MINORITY/WOMEN/LOCAL OWNED BUSINESS PARTICIPATION UTILIZATION PLAN

(No substitutions may be made on this submission except by prior written approval by Owner)

Schedule M3

| | | |
|----------------------|--|---|
| CM Name: | Lend Lease | |
| Company Name: | Champion Metal & Glass Inc | Project: Jerome L. Greene Science Center |
| Trade: | Glazing | Contract: |
| Address: | 130 Motor Parkway, Hauppauge, NY 11788 | Telephone: 631-254-2560 |
| As of Date: | 6/30/2025 | Project Start: 2/28/2011 Project End: In Progress |

| COMPANY (Tier II) | | | | | | |
|----------------------------|-----------------|----------------|---------|------------------------------|--|----------------------------------|
| Name | MWL Designation | Joint Venture? | Trade | Original Plan Amount \$'s | Current Plan Amount (incl CO's) \$'s | Total Payment to Date \$'s |
| Champion Metal & Glass Inc | NON | No | Glazing | \$ 1,275,000 | \$ 1,006,114 | \$ 1,006,114 |

| SUBCONTRACTORS (Tier III) | | | | | | | |
|---|-----------------|----------------|-------------------------------------|----------|------------------------------|--|----------------------------------|
| Name/Address/Phone # (if available) otherwise enter Trade | MWL Designation | Joint Venture? | Trade | Awarded? | Original Plan Amount \$'s | Current Plan Amount (incl CO's) \$'s | Total Payment to Date \$'s |
| MWL: | | | | | | | |
| Superior Steel Door & Trim Co | W-ESD | No | Steel Partitions & Doors | Yes | \$ 54,800 | \$ 43,840 | \$ 43,840 |
| GMD Industries | M | No | Sandblast Glass | Yes | \$ 1,648 | \$ 1,648 | \$ 1,648 |
| Park Avenue Building & Roofing Supplies LLC | M-ESD | No | Supply Silglaze | Yes | \$ 463 | \$ 463 | \$ 463 |
| NON: | | | | | | | |
| AES Architectural Entrance Systems | NON | No | | 62 Yes | \$ 56,000 | \$ 58,000 | \$ 58,000 |
| F&O Finishing | NON | No | Touch ups on Powder coated bollards | Yes | \$ 1,600 | \$ 1,600 | \$ 1,400 |
| | | | | | | | |
| | | | | | | | |
| | | | | | | | |
| | | | | | | | |
| | | | | | | | |
| | | | | | | | |
| | | | | | | | |
| | | | | | | | |
| | | | | | | | |
| | | | | | | | |
| | | | | | | | |
| | | | | | | | |
| | | | | | | | |
| | | | | | | | |
| | | | | | | | |
| | | | | | | | |
| Tier III Grand Total | | | | | \$ 114,511 | \$ 105,551 | \$ 105,351 |
| MWL Tier III Total | | | | | \$ 56,911 | \$ 45,951 | \$ 45,951 |
| Non-MWL Tier III Total | | | | | \$ 57,600 | \$ 59,600 | \$ 59,400 |
| MWL % of Tier II | | | | | 4% | 5% | 5% |

If there is no Original Plan then vendors were paid on an as-needed basis or vendors were contracted after the Original Plan

Date: 6/30/2025

SCHEDULE OF MINORITY/WOMEN/LOCAL OWNED BUSINESS PARTICIPATION UTILIZATION PLAN
 (No substitutions may be made on this submission except by prior written approval by Owner)

Schedule M3

| | | | |
|----------------------|-------------------------------------|-----------------------|---------------------------------|
| CM Name: | Lend Lease | Project: | Jerome L. Greene Science Center |
| Company Name: | Modulo 3 Corporation DBA Unifor | Contract: | |
| Trade: | Glass and Glazing | Telephone: | 212-673-3434 |
| Address: | 149 Fifth Avenue, New York NY 10010 | Project Start: | 2/28/2011 |
| As of Date: | 6/30/2025 | Project End: | In Progress |

| COMPANY (Tier II) | | | | | | |
|---------------------------------|-----------------|----------------|-------------------|---------------------------|--------------------------------------|----------------------------|
| Name | MWL Designation | Joint Venture? | Trade | Original Plan Amount \$'s | Current Plan Amount (incl CO's) \$'s | Total Payment to Date \$'s |
| Modulo 3 Corporation DBA Unifor | NON | No | Glass and Glazing | \$ 5,167,874 | \$ 4,975,517 | \$ 4,975,517 |

| SUBCONTRACTORS (Tier III) | | | | | | | |
|---|-----------------|----------------|---------------------------|----------|---------------------------|--------------------------------------|----------------------------|
| Name/Address/Phone # (if available) otherwise enter Trade | MWL Designation | Joint Venture? | Trade | Awarded? | Original Plan Amount \$'s | Current Plan Amount (incl CO's) \$'s | Total Payment to Date \$'s |
| MWL: | | | | | | | |
| All State Office Furniture Technicians | M | No | Delivery and Installation | Yes | \$ 875,000 | \$ 1,357,069 | \$ 1,357,069 |
| NON: | | | | | | | |
| Workplace Installation Group | NON | No | Delivery and Installation | Yes | \$ 138,260 | \$ 138,260 | \$ 138,260 |
| TGI Installation | NON | No | Delivery and Installation | Yes | \$ 54,958 | \$ 38,192 | \$ 38,192 |
| | | | 62 | | | | |
| | | | | | | | |
| | | | | | | | |
| | | | | | | | |
| | | | | | | | |
| | | | | | | | |
| | | | | | | | |
| | | | | | | | |
| | | | | | | | |
| | | | | | | | |
| | | | | | | | |
| | | | | | | | |
| | | | | | | | |
| | | | | | | | |
| | | | | | | | |
| | | | | | | | |
| | | | | | | | |
| | | | | | | | |
| | | | | | | | |
| | | | | | | | |
| | | | | | | | |
| | | | | | | | |
| | | | | | | | |
| Tier III Grand Total | | | | | \$ 1,068,218 | \$ 1,533,521 | \$ 1,533,521 |
| MWL Tier III Total | | | | | \$ 875,000 | \$ 1,357,069 | \$ 1,357,069 |
| Non-MWL Tier III Total | | | | | \$ 193,218 | \$ 176,452 | \$ 176,452 |
| MWL % of Tier II | | | | | 17% | 27% | 27% |

If there is no Original Plan then vendors were paid on an as-needed basis or vendors were contracted after the Original Plan

Date: 6/30/2025

GC/CM: Lend Lease
 Date Range: 8/1/2008 - 6/30/2025
 As of: 45837

Jerome L. Greene Science Center
SCHEDULE OF WORKFORCE PARTICIPATION

| Tier | Contractor | Workforce Breakdown | | | | | | | | Total Hours | | | Headcount | | | | | | | | | | | | | |
|---------------------------|---|---------------------|-----|--------------|-----|---------------|----|---------------|-----|---------------|-----|--------------|-----------|--------------|---------|----------------|-----|----------------|-----|------------------|-----|--------------|-----|--------------|-----|--------------|
| | | M | W | L | MW | ML | WL | MWL | Hrs | % | Hrs | % | Hrs | Total MWL | Non-MWL | Total | | | | | | | | | | |
| Tier I (Direct) | Lend Lease (US) Construction LMB Inc. Construction Management | 3,540 | 16% | 808 | 4% | 100 | 0% | 48 | 0% | 2,457 | 11% | 0 | 0% | 10 | 0% | 6,962 | 32% | 14,963 | 68% | 21,925 | 32 | 53% | 28 | 47% | 60 | |
| | Bauerschmidt & Sons Millwork | 1,851 | 12% | 0 | 0% | 0 | 0% | 0 | 0% | 0 | 0% | 0 | 0% | 0 | 0% | 1,851 | 12% | 13,802 | 88% | 15,653 | 1 | 4% | 25 | 96% | 26 | |
| | B&G Electric Electrical | 19,117 | 18% | 1,942 | 2% | 966 | 1% | 1,946 | 2% | 4,914 | 5% | 0 | 0% | 0 | 0% | 28,884 | 27% | 79,287 | 73% | 108,171 | 45 | 33% | 91 | 67% | 136 | |
| | Cardoza Plumbing Plumbing | 32,654 | 26% | 0 | 0% | 1,649 | 1% | 5,264 | 4% | 5,733 | 5% | 1,225 | 1% | 0 | 0% | 46,525 | 37% | 77,589 | 63% | 124,113 | 26 | 31% | 57 | 69% | 83 | |
| | Champion Metal and Glass Ornamental Metal, Glass & Glazing | 1,671 | 22% | 0 | 0% | 0 | 0% | 0 | 0% | 327 | 4% | 0 | 0% | 0 | 0% | 1,998 | 26% | 5,723 | 74% | 7,721 | 15 | 32% | 32 | 68% | 47 | |
| | Cives Steel Superstructure Steel | 47,566 | 29% | 56 | 0% | 1,821 | 1% | 0 | 0% | 2,626 | 2% | 0 | 0% | 0 | 0% | 52,068 | 32% | 111,885 | 68% | 163,953 | 99 | 33% | 204 | 67% | 303 | |
| | Creative Construction Services Safety Equipment | 9,838 | 48% | 96 | 0% | 0 | 0% | 3,323 | 16% | 499 | 2% | 0 | 0% | 767 | 4% | 14,522 | 71% | 5,997 | 29% | 20,519 | 37 | 90% | 4 | 10% | 41 | |
| | Eagle One Roofing Contractors Inc Roofing | 8,674 | 36% | 81 | 0% | 0 | 0% | 2,120 | 9% | 3,244 | 13% | 0 | 0% | 0 | 0% | 14,118 | 58% | 10,173 | 42% | 24,291 | 56 | 60% | 38 | 40% | 94 | |
| | Elite Interiors Inc Drywall, Resilient Flooring & Base | 53 | 21% | 0 | 0% | 0 | 0% | 0 | 0% | 0 | 0% | 0 | 0% | 0 | 0% | 53 | 21% | 199 | 79% | 252 | 2 | 25% | 6 | 75% | 8 | |
| | Fine Group Painting & Instrumentation | 27,238 | 72% | 0 | 0% | 0 | 0% | 8 | 0% | 444 | 1% | 0 | 0% | 0 | 0% | 27,690 | 73% | 10,094 | 27% | 37,784 | 48 | 77% | 14 | 23% | 62 | |
| | Five Star Electrical Electrical | 12,305 | 8% | 198 | 0% | 152 | 0% | 384 | 0% | 3,453 | 2% | 0 | 0% | 1,684 | 1% | 18,175 | 12% | 136,379 | 88% | 154,554 | 38 | 21% | 145 | 79% | 183 | |
| | Forest Electric Electrical | 46,104 | 25% | 0 | 0% | 0 | 0% | 312 | 0% | 2,335 | 1% | 0 | 0% | 0 | 0% | 48,750 | 26% | 137,606 | 74% | 186,356 | 49 | 34% | 97 | 66% | 146 | |
| | Fresh Meadow HVAC Systems | 1,352 | 46% | 0 | 0% | 0 | 0% | 0 | 0% | 136 | 5% | 0 | 0% | 0 | 0% | 1,488 | 50% | 1,460 | 50% | 2,948 | 12 | 44% | 15 | 56% | 27 | |
| | Hi Tech Data Raised Access Flooring | 297 | 10% | 1,002 | 33% | 0 | 0% | 0 | 0% | 25 | 1% | 0 | 0% | 0 | 0% | 1,324 | 43% | 1,726 | 57% | 3,050 | 7 | 64% | 4 | 36% | 11 | |
| | Island Acoustics Acoustics | 58,183 | 52% | 8 | 0% | 2,294 | 2% | 1,732 | 2% | 4,017 | 4% | 0 | 0% | 4,956 | 4% | 71,189 | 64% | 40,705 | 36% | 111,894 | 72 | 53% | 64 | 47% | 136 | |
| | Jantile Inc Ceramic Tile | 8,147 | 59% | 0 | 0% | 0 | 0% | 0 | 0% | 0 | 0% | 0 | 0% | 0 | 0% | 8,147 | 59% | 5,729 | 41% | 13,876 | 10 | 48% | 11 | 52% | 21 | |
| | Metropolitan Enterprises Scaffolding | 1,346 | 54% | 0 | 0% | 0 | 0% | 0 | 0% | 14 | 1% | 0 | 0% | 0 | 0% | 1,360 | 55% | 1,126 | 45% | 2,485 | 33 | 69% | 15 | 31% | 48 | |
| | Morell Brown Corp. Fireproofing | 9,614 | 91% | 0 | 0% | 0 | 0% | 0 | 0% | 0 | 0% | 0 | 0% | 0 | 0% | 9,614 | 91% | 1,008 | 9% | 10,622 | 12 | 92% | 1 | 8% | 13 | |
| | Navillus Contracting Masonry | 42,824 | 50% | 0 | 0% | 0 | 0% | 797 | 1% | 12,199 | 14% | 0 | 0% | 0 | 0% | 55,820 | 65% | 29,456 | 35% | 85,275 | 170 | 55% | 137 | 45% | 307 | |
| | Nets That Work Safety Equipment | 1,252 | 52% | 0 | 0% | 0 | 0% | 0 | 0% | 0 | 0% | 0 | 0% | 0 | 0% | 1,252 | 52% | 1,177 | 48% | 2,429 | 4 | 33% | 8 | 67% | 12 | |
| | Otis Elevators Elevators | 6,203 | 30% | 0 | 0% | 0 | 0% | 0 | 0% | 0 | 0% | 0 | 0% | 0 | 0% | 6,203 | 30% | 14,734 | 70% | 20,937 | 15 | 25% | 46 | 75% | 61 | |
| | Platinum Terrazzo, Inc. Ceramic Tile | 10,781 | 55% | 0 | 0% | 0 | 0% | 0 | 0% | 79 | 0% | 0 | 0% | 0 | 0% | 10,860 | 56% | 8,666 | 44% | 19,526 | 16 | 55% | 13 | 45% | 29 | |
| | Rael Automatic Sprinkler Dewatering | 1,148 | 3% | 0 | 0% | 0 | 0% | 0 | 0% | 49 | 0% | 0 | 0% | 0 | 0% | 1,197 | 3% | 43,466 | 97% | 44,663 | 8 | 11% | 65 | 89% | 73 | |
| | RCC Concrete Above Grade Concrete | 22,640 | 46% | 107 | 0% | 73 | 0% | 243 | 0% | 542 | 1% | 0 | 0% | 0 | 0% | 23,604 | 48% | 25,591 | 52% | 49,194 | 82 | 33% | 164 | 67% | 246 | |
| | Siemens HVAC Systems | 8,770 | 18% | 701 | 1% | 0 | 0% | 208 | 0% | 0 | 0% | 0 | 0% | 0 | 0% | 9,678 | 20% | 39,699 | 80% | 49,376 | 12 | 20% | 47 | 80% | 59 | |
| | Unifor Glass and Glazing | 16,168 | 98% | 0 | 0% | 208 | 1% | 0 | 0% | 0 | 0% | 0 | 0% | 0 | 0% | 16,376 | 99% | 139 | 1% | 16,515 | 28 | 97% | 1 | 3% | 29 | |
| | United Builder Supply Host | 4,569 | 52% | 16 | 0% | 0 | 0% | 0 | 0% | 0 | 0% | 0 | 0% | 0 | 0% | 4,585 | 52% | 4,162 | 48% | 8,747 | 55 | 59% | 39 | 41% | 94 | |
| | Feature Walters Dewatering | 27,344 | 60% | 0 | 0% | 0 | 0% | 0 | 0% | 270 | 1% | 0 | 0% | 0 | 0% | 27,614 | 60% | 18,246 | 40% | 45,860 | 29 | 63% | 17 | 37% | 46 | |
| | WDF Piping/Sheetmetal | 71,259 | 33% | 1,533 | 1% | 3,127 | 1% | 301 | 0% | 4,022 | 2% | 0 | 0% | 864 | 0% | 81,106 | 38% | 132,448 | 62% | 213,553 | 139 | 38% | 227 | 62% | 366 | |
| Total Hours | | 502,503 | | 6,546 | | 10,389 | | 16,684 | | 47,382 | | 1,225 | | 8,280 | | 593,008 | | 973,230 | | 1,566,237 | | 1,152 | | 1,615 | | 2,767 |
| Overall % of Total | | 32% | | 0% | | 1% | | 1% | | 3% | | 0% | | 1% | | 38% | | 62% | | 100% | | 42% | | 58% | | 100% |

* Denotes active contractors
 † Denotes percentages of the individual MWL designation to the total workforce hours or total headcount

| Contractor | Start | End |
|--|------------|------------|
| Bauerschmidt & Sons | 10/17/2015 | 5/27/2019 |
| B&G Electric | 3/27/2014 | 11/1/2017 |
| Cardoza Plumbing Corp | 2/27/2013 | 6/27/2017 |
| Champion Metal and Glass | 11/11/2015 | 10/31/2018 |
| Cives Corp | 6/30/2012 | 9/9/2015 |
| Creative Construction Services | 4/21/2013 | 3/9/2016 |
| Eagle One Roofing Contractors Inc | 4/30/2013 | 7/31/2017 |
| Elite Interiors Inc | 6/9/2017 | 9/1/2017 |
| Fine Painting & Decorating Company Inc | 8/12/2013 | 11/9/2017 |
| Five Star Electrical | 6/7/2013 | 3/7/2018 |
| Forest Electric | 7/18/2013 | 12/13/2017 |
| Fresh Meadow | 5/2/2017 | 2/24/2018 |
| Hi Tech Data | 7/12/2015 | 8/13/2017 |
| Island Acoustics | 9/11/2013 | 10/9/2017 |
| Jantile Inc | 3/8/2015 | 1/1/2017 |
| Metropolitan Enterprises | 3/11/2013 | 6/15/2014 |
| Morell Brown Corp | 8/1/2013 | 1/30/2015 |
| Navillus Contracting | 8/25/2013 | 6/28/2014 |
| Nets That Work | 9/1/2013 | 8/12/2014 |
| Otis Elevators | 9/6/2013 | 8/24/2017 |
| Platinum Terrazzo Inc | 3/28/2015 | 1/4/2017 |
| Rael Automatic Sprinkler | 1/1/2011 | 7/18/2015 |
| RCC Concrete Corp | 1/30/2013 | 9/19/2017 |
| Siemens | 4/3/2014 | 11/12/2017 |
| Unifor | 9/30/2013 | 8/23/2016 |
| Universal Builders Supply | 4/29/2013 | 11/20/2017 |
| Walters LLC | 5/12/2013 | 9/24/2016 |
| WDF | 7/24/2013 | 9/26/2017 |

GC/CM: Lend Lease
 Date Range: 4/1/2025 - 6/30/2025
 As of: 45837

Jerome L. Greene Science Center SCHEDULE OF WORKFORCE PARTICIPATION

| Tier | Contractor | | | | | | | | | | | Headcount | | | | | | | | | | | |
|---------------------------|--|-----------|----------------|-----------|----------------|-----------|----------------|-----------|----------------|-----------|----------------|-----------|----------------|-----------|----------------|-----------|----------------|-------------|-----------|----------------|-----------|----------------|-----------|
| | | M | | W | | L | | MW | | ML | | WL | | MWL | | Total MWL | Non-MWL | Total Hours | Total MWL | Non-MWL | Total | | |
| | | Hrs | % ¹ | Hrs | % ¹ | Hrs | % ¹ | Hrs | % ¹ | Hrs | % ¹ | Hrs | % ¹ | Hrs | % ¹ | Hrs | % ¹ | Hrs | # | % ¹ | # | % ¹ | # |
| Tier I (Direct) | Lend Lease US Construction LMB Construction Management | 0 | 0% | 0 | 0% | 0 | 0% | 0 | 0% | 0 | 0% | 0 | 0% | 0 | 0% | 0 | 0% | 0 | 0 | 0% | 0 | 0% | 0 |
| Tier II | Bauerschmidt & Sons Millwork | 0 | 0% | 0 | 0% | 0 | 0% | 0 | 0% | 0 | 0% | 0 | 0% | 0 | 0% | 0 | 0% | 0 | 0 | 0% | 0 | 0% | 0 |
| | B&G Electric Electrical | 0 | 0% | 0 | 0% | 0 | 0% | 0 | 0% | 0 | 0% | 0 | 0% | 0 | 0% | 0 | 0% | 0 | 0 | 0% | 0 | 0% | 0 |
| | Cardoza Plumbing Corp Plumbing | 0 | 0% | 0 | 0% | 0 | 0% | 0 | 0% | 0 | 0% | 0 | 0% | 0 | 0% | 0 | 0% | 0 | 0 | 0% | 0 | 0% | 0 |
| | Champion Metal and Glass Ornamental Metal, Glass & Glazing | 0 | 0% | 0 | 0% | 0 | 0% | 0 | 0% | 0 | 0% | 0 | 0% | 0 | 0% | 0 | 0% | 0 | 0 | 0% | 0 | 0% | 0 |
| | Cives Corp Superstructure Steel | 0 | 0% | 0 | 0% | 0 | 0% | 0 | 0% | 0 | 0% | 0 | 0% | 0 | 0% | 0 | 0% | 0 | 0 | 0% | 0 | 0% | 0 |
| | Creative Construction Services Safety Equipment | 0 | 0% | 0 | 0% | 0 | 0% | 0 | 0% | 0 | 0% | 0 | 0% | 0 | 0% | 0 | 0% | 0 | 0 | 0% | 0 | 0% | 0 |
| | Eagle One Roofing Contractors Inc Roofing | 0 | 0% | 0 | 0% | 0 | 0% | 0 | 0% | 0 | 0% | 0 | 0% | 0 | 0% | 0 | 0% | 0 | 0 | 0% | 0 | 0% | 0 |
| | Elite Interiors Inc Drywall, Resilient Flooring & Base | 0 | 0% | 0 | 0% | 0 | 0% | 0 | 0% | 0 | 0% | 0 | 0% | 0 | 0% | 0 | 0% | 0 | 0 | 0% | 0 | 0% | 0 |
| | Fine Painting & Decorating Company Inc Painting & Instrumentation | 0 | 0% | 0 | 0% | 0 | 0% | 0 | 0% | 0 | 0% | 0 | 0% | 0 | 0% | 0 | 0% | 0 | 0 | 0% | 0 | 0% | 0 |
| | Five Star Electrical Electrical | 0 | 0% | 0 | 0% | 0 | 0% | 0 | 0% | 0 | 0% | 0 | 0% | 0 | 0% | 0 | 0% | 0 | 0 | 0% | 0 | 0% | 0 |
| | Forest Electric Electrical | 0 | 0% | 0 | 0% | 0 | 0% | 0 | 0% | 0 | 0% | 0 | 0% | 0 | 0% | 0 | 0% | 0 | 0 | 0% | 0 | 0% | 0 |
| | Fresh Meadow HVAC Systems | 0 | 0% | 0 | 0% | 0 | 0% | 0 | 0% | 0 | 0% | 0 | 0% | 0 | 0% | 0 | 0% | 0 | 0 | 0% | 0 | 0% | 0 |
| | Hi Tech Data Raised Access Flooring | 0 | 0% | 0 | 0% | 0 | 0% | 0 | 0% | 0 | 0% | 0 | 0% | 0 | 0% | 0 | 0% | 0 | 0 | 0% | 0 | 0% | 0 |
| | Island Acoustics Acoustics | 0 | 0% | 0 | 0% | 0 | 0% | 0 | 0% | 0 | 0% | 0 | 0% | 0 | 0% | 0 | 0% | 0 | 0 | 0% | 0 | 0% | 0 |
| | Jantile Inc Ceramic Tile | 0 | 0% | 0 | 0% | 0 | 0% | 0 | 0% | 0 | 0% | 0 | 0% | 0 | 0% | 0 | 0% | 0 | 0 | 0% | 0 | 0% | 0 |
| | Metropolitan Enterprises Scaffolding | 0 | 0% | 0 | 0% | 0 | 0% | 0 | 0% | 0 | 0% | 0 | 0% | 0 | 0% | 0 | 0% | 0 | 0 | 0% | 0 | 0% | 0 |
| | Morell Brown Corp Fireproofing | 0 | 0% | 0 | 0% | 0 | 0% | 0 | 0% | 0 | 0% | 0 | 0% | 0 | 0% | 0 | 0% | 0 | 0 | 0% | 0 | 0% | 0 |
| | Navillus Contracting Masonry | 0 | 0% | 0 | 0% | 0 | 0% | 0 | 0% | 0 | 0% | 0 | 0% | 0 | 0% | 0 | 0% | 0 | 0 | 0% | 0 | 0% | 0 |
| | Nets That Work Safety Equipment | 0 | 0% | 0 | 0% | 0 | 0% | 0 | 0% | 0 | 0% | 0 | 0% | 0 | 0% | 0 | 0% | 0 | 0 | 0% | 0 | 0% | 0 |
| | Otis Elevators Elevators | 0 | 0% | 0 | 0% | 0 | 0% | 0 | 0% | 0 | 0% | 0 | 0% | 0 | 0% | 0 | 0% | 0 | 0 | 0% | 0 | 0% | 0 |
| | Platinum Terrazzo Inc Ceramic Tile | 0 | 0% | 0 | 0% | 0 | 0% | 0 | 0% | 0 | 0% | 0 | 0% | 0 | 0% | 0 | 0% | 0 | 0 | 0% | 0 | 0% | 0 |
| | Rael Automatic Sprinkler Dewatering | 0 | 0% | 0 | 0% | 0 | 0% | 0 | 0% | 0 | 0% | 0 | 0% | 0 | 0% | 0 | 0% | 0 | 0 | 0% | 0 | 0% | 0 |
| | RCC Concrete Corp Above Grade Concrete | 0 | 0% | 0 | 0% | 0 | 0% | 0 | 0% | 0 | 0% | 0 | 0% | 0 | 0% | 0 | 0% | 0 | 0 | 0% | 0 | 0% | 0 |
| | Siemens HVAC Systems | 0 | 0% | 0 | 0% | 0 | 0% | 0 | 0% | 0 | 0% | 0 | 0% | 0 | 0% | 0 | 0% | 0 | 0 | 0% | 0 | 0% | 0 |
| | Unifor Hoist | 0 | 0% | 0 | 0% | 0 | 0% | 0 | 0% | 0 | 0% | 0 | 0% | 0 | 0% | 0 | 0% | 0 | 0 | 0% | 0 | 0% | 0 |
| | Universal Builders Supply Hoist | 0 | 0% | 0 | 0% | 0 | 0% | 0 | 0% | 0 | 0% | 0 | 0% | 0 | 0% | 0 | 0% | 0 | 0 | 0% | 0 | 0% | 0 |
| | Walters LLC Metal Stairs | 0 | 0% | 0 | 0% | 0 | 0% | 0 | 0% | 0 | 0% | 0 | 0% | 0 | 0% | 0 | 0% | 0 | 0 | 0% | 0 | 0% | 0 |
| | WDF Piping/Sheetmetal | 0 | 0% | 0 | 0% | 0 | 0% | 0 | 0% | 0 | 0% | 0 | 0% | 0 | 0% | 0 | 0% | 0 | 0 | 0% | 0 | 0% | 0 |
| Total Hours | | 0 | | 62 | | 0 | | 0 | | 0 | | 0 | | 0 | | 0 | | 0 | 0 | | 0 | | 0 |
| Overall % of Total | | 0% | | 0% | | 0% | | 0% | | 0% | | 0% | | 0% | | 0% | | 0% | 0% | | 0% | | 0% |

* Denotes active contractors
 1 Denotes percentages of the individual MWL designation to the total workforce hours or total headcount

EPA Clean Diesel

Open Space

SCHEDULE OF MINORITY/WOMEN/LOCAL OWNED BUSINESS PARTICIPATION UTILIZATION PLAN

(No substitutions may be made on this submission except by prior written approval by Owner)

Schedule M1

| | | | |
|--------------------|-------------------------------------|-----------------------|-------------|
| Owner Name: | Columbia University | Project: | Open Space |
| Address: | 410 West 118th Street, NY, NY 10027 | Telephone: | |
| As of Date: | 6/30/2025 | Project Start: | 7/10/2013 |
| | | Project End: | In Progress |

| OWNER | | | | | | |
|---------------------|-----------------|----------------|-------|------------------------------|--|----------------------------------|
| Name | MWL Designation | Joint Venture? | Trade | Original Plan Amount \$'s | Current Plan Amount (incl CO's) \$'s | Total Payment to Date \$'s |
| Columbia University | NON | No | Owner | | | \$ 52,276 |

| DIRECT SPEND VENDORS (Tier I) | | | | | | | |
|---|-----------------|----------------|---|----------|------------------------------|--|----------------------------------|
| Name/Address/Phone # (if available) otherwise enter Trade | MWL Designation | Joint Venture? | Trade | Awarded? | Original Plan Amount \$'s | Current Plan Amount (incl CO's) \$'s | Total Payment to Date \$'s |
| MWL: | | | | | | | |
| Clark & Wilkins Industries Inc | L | No | Printing Service | Yes | \$ - | \$ 22,900 | \$ 22,900 |
| Crown Sign Systems Inc | W-ESD | No | Signage | Yes | \$ - | \$ 11,675 | \$ 11,675 |
| Doumas Electric Inc | L | No | Electrical | Yes | \$ - | \$ 34 | \$ 34 |
| Green Girl Printing and Messenger Inc | W | No | Printing Service | Yes | \$ - | \$ 14,838 | \$ 14,838 |
| MFM Contracting Corp | L | No | Telecommunications Conduit Installation | Yes | \$ - | \$ 1,365 | \$ 1,365 |
| Scrub Clean Maintenance Corp | MWL-ESD | No | Cleaning | Yes | \$ - | \$ 621 | \$ 621 |
| The Sign Works Inc | W | No | 62 | Yes | \$ - | \$ 16 | \$ 16 |
| Watsons Plumbing and Heating | L | No | Plumbing | Yes | \$ - | \$ 63 | \$ 63 |
| NON: | | | | | | | |
| SOS Locksmith Corp | NON | No | Doors & Windows | Yes | \$ - | \$ 13 | \$ 13 |
| StarCom Communications Service | NON | No | Telecommunication | Yes | \$ - | \$ 751 | \$ 751 |
| | | | | | | | |
| | | | | | | | |
| | | | | | | | |
| | | | | | | | |
| | | | | | | | |
| | | | | | | | |
| | | | | | | | |
| | | | | | | | |
| | | | | | | | |
| | | | | | | | |
| | | | | | | | |
| | | | | | | | |
| | | | | | | | |
| | | | | | | | |
| | | | | | | | |
| | | | | | | | |
| | | | | | | | |
| | | | | | | | |
| | | | | | | | |
| | | | | | | | |
| | | | | | | | |
| | | | | | | | |

If there is no Original Plan then vendors were paid on an as-needed basis or vendors were contracted after the Original Plan

| | | | |
|-----------------------------------|------|-----------|-----------|
| Direct Spend Grand Total | \$ - | \$ 52,276 | \$ 52,276 |
| MWL Direct Spend Total | \$ - | \$ 51,512 | \$ 51,512 |
| Non-MWL Direct Spend Total | \$ - | \$ 764 | \$ 764 |
| MWL % of Total | 0% | 99% | 99% |

SCHEDULE OF MINORITY/WOMEN/LOCAL OWNED BUSINESS PARTICIPATION UTILIZATION PLAN

Schedule M1

(No substitutions may be made on this submission except by prior written approval by Owner)

| | | |
|--------------------|-------------------------------------|--|
| Owner Name: | Columbia University | Project: Open Space |
| Address: | 410 West 118th Street, NY, NY 10027 | Telephone: |
| As of Date: | 6/30/2025 | Project Start: 7/10/2013 Project End: In Progress |

| OWNER | | | | | | |
|---------------------|-----------------|----------------|-------|------------------------------|--|----------------------------------|
| Name | MWL Designation | Joint Venture? | Trade | Original Plan Amount \$'s | Current Plan Amount (incl CO's) \$'s | Total Payment to Date \$'s |
| Columbia University | NON | No | Owner | | | \$ 16,892,219 |

| DIRECT SPEND VENDORS (Tier I) | | | | | | | |
|---|-----------------|----------------|--------------|----------|------------------------------|--|----------------------------------|
| Name/Address/Phone # (if available) otherwise enter Trade | MWL Designation | Joint Venture? | Trade | Awarded? | Original Plan Amount \$'s | Current Plan Amount (incl CO's) \$'s | Total Payment to Date \$'s |
| NON: | | | | | | | |
| Lend Lease US Construction LMB | NON | No | Construction | Yes | \$ 1,047,159 | \$ 16,892,219 | \$ 16,892,219 |
| | | | | | | | |
| | | | | | | | |
| | | | | | | | |
| | | | | | | | |
| | | | | | | | |
| | | | | | | | |
| | | | | | | | |
| | | | | | | | |
| | | | | | | | |
| | | | | | | | |
| | | | | | | | |
| | | | | | | | |
| | | | | | | | |
| | | | | | | | |
| | | | | | | | |
| | | | | | | | |
| | | | | | | | |
| | | | | | | | |
| | | | | | | | |
| | | | | | | | |
| | | | | | | | |
| | | | | | | | |
| | | | | | | | |
| | | | | | | | |
| | | | | | | | |
| | | | | | | | |
| | | | | | | | |
| | | | | | | | |
| | | | | | | | |
| | | | | | | | |
| | | | | | | | |
| | | | | | | | |
| | | | | | | | |
| | | | | | | | |
| | | | | | | | |

| | | | | |
|--|-----------------------------------|--------------|---------------|---------------|
| If there is no Original Plan then vendors were paid on an as-needed basis or vendors were contracted after the Original Plan | Direct Spend Grand Total | \$ 1,047,159 | \$ 16,892,219 | \$ 16,892,219 |
| | MWL Direct Spend Total | \$ - | \$ - | \$ - |
| | Non-MWL Direct Spend Total | \$ 1,047,159 | \$ 16,892,219 | \$ 16,892,219 |
| | MWL % of Total | 0% | 0% | 0% |

Date: 6/30/2025

SCHEDULE OF MINORITY/WOMEN/LOCAL OWNED BUSINESS PARTICIPATION UTILIZATION PLAN

Schedule M2

(No substitutions may be made on this submission except by prior written approval by Owner)

| | | | |
|----------------------|--|-----------------------|--------------|
| Company Name: | Lend Lease | Project: | Open Space |
| Trade: | Construction Management | Contract: | |
| Address: | 622 West 132nd, 2nd fl, New York, NY 10027 | Telephone: | 212-939-9580 |
| As of Date: | 6/30/2025 | Project Start: | 7/10/2013 |
| | | Project End: | In Progress |

| COMPANY (Tier I) | | | | | | |
|--------------------------------|-----------------|----------------|-------------------------|---------------------------|--------------------------------------|----------------------------|
| Name | MWL Designation | Joint Venture? | Trade | Original Plan Amount \$'s | Current Plan Amount (incl CO's) \$'s | Total Payment to Date \$'s |
| Lend Lease US Construction LMB | NON | No | Construction Management | \$ 1,047,159 | \$ 16,892,219 | \$ 16,892,219 |

| SUBCONTRACTORS (Tier II) | | | | | | | | |
|---|-----------------|----------------|---------------------------|----------|------------------------------|--------------------------------------|----------------------------|----------------------|
| Name/Address/Phone # (if available) otherwise enter Trade | MWL Designation | Joint Venture? | Trade | Awarded? | Original Plan Amount \$'s | Current Plan Amount (incl CO's) \$'s | Total Payment to Date \$'s | |
| MWL: | | | | | | | | |
| Cassone Leasing Inc | W-ESD | No | Security | Yes | \$ - | \$ 15 | \$ 15 | |
| Creative Construction | M-ESD | No | Drywall | Yes | \$ - | \$ 2,412 | \$ 2,412 | |
| Eddington Security Inc | MW-ESD | No | Security | Yes | \$ - | \$ 54,195 | \$ 54,195 | |
| EJ/Egg Electric JV - (Egg Electric Inc) | W-ESD | Yes | Electrical | Yes | \$ - | \$ 2,163 | \$ 2,163 | |
| EJ/Egg Electric JV - (Egg Electric Inc) | W-ESD | Yes | Street Structures | Yes | \$ - | \$ 342 | \$ 342 | |
| Elite Interiors Systems Inc | L | No | 62 | Yes | \$ - | \$ 161 | \$ 161 | |
| Elite Interiors Systems Inc | L | No | Drywall | Yes | \$ - | \$ 224 | \$ 224 | |
| Fine Painting & Decorating Company Inc | M-ESD | No | Paint & Coatings | Yes | \$ - | \$ 166 | \$ 166 | |
| Johnson Security Bureau Inc | MWL-ESD | No | Security | Yes | \$ - | \$ 60,531 | \$ 60,531 | |
| MFM Contracting Corp | L | No | Sitework | Yes | \$ - | \$ 17,664 | \$ 17,664 | |
| MFM Contracting Corp | L | No | Foundation Concrete | Yes | \$ - | \$ 11,016 | \$ 11,016 | |
| The McKissack Group Inc | MWL-ESD | No | Construction Management | Yes | \$ - | \$ 60,799 | \$ 60,799 | |
| NON: | | | | | | | | |
| ASR Electrical Contracting Inc | NON | No | Electrical | Yes | \$ - | \$ 1,116,585 | \$ 1,116,585 | |
| Eagle One Roofing Contractors Inc | NON | No | Roofing | Yes | \$ 1,007,250 | \$ 1,169,639 | \$ 1,169,639 | |
| EJ/Egg Electric JV - (EJ Electric) | NON | Yes | Electrical | Yes | \$ - | \$ 3,244 | \$ 3,244 | |
| EJ/Egg Electric JV - (EJ Electric) | NON | Yes | Street Structures | Yes | \$ - | \$ 513 | \$ 513 | |
| Elite Floors Inc | NON | No | Resilient Flooring & Base | Yes | \$ - | \$ 695 | \$ 695 | |
| Intricate Construction | NON | No | Sitework | Yes | \$ - | \$ 8,923,762 | \$ 8,923,762 | |
| Island Acoustics | NON | No | Drywall | Yes | \$ - | \$ 2,195 | \$ 2,195 | |
| RCC Concrete Corp | NON | No | Above Grade Concrete | Yes | \$ - | \$ 992,502 | \$ 992,502 | |
| Siemens Industry Inc | NON | No | HVAC Systems | Yes | \$ - | \$ 939 | \$ 939 | |
| Skanska | NON | No | Sitework | Yes | \$ - | \$ 91,219 | \$ 91,219 | |
| Skanska | NON | No | Street Structures | Yes | \$ - | \$ 57,137 | \$ 57,137 | |
| Steven Dubner Landscaping Inc | NON | No | Lawns & Planting | Yes | \$ - | \$ 1,448,920 | \$ 1,448,920 | |
| True North Surveying LLC | NON | No | Surveying | Yes | \$ - | \$ 9,450 | \$ 9,450 | |
| WDF Inc | NON | No | HVAC Systems | Yes | \$ - | \$ 6,727 | \$ 6,727 | |
| | | | | | Tier II Grand Total | \$ 1,007,250 | \$ 14,033,215 | \$ 14,033,215 |
| | | | | | MWL Tier II Total | \$ - | \$ 209,688 | \$ 209,688 |
| | | | | | Non-MWL Tier II Total | \$ 1,007,250 | \$ 13,823,527 | \$ 13,823,527 |
| | | | | | MWL % of Tier I | 0% | 1% | 1% |

If there is no Original Plan then vendors were paid on an as-needed basis or vendors were contracted after the Original Plan

Date: 6/30/2025

SCHEDULE OF MINORITY/WOMEN/LOCAL OWNED BUSINESS PARTICIPATION UTILIZATION PLAN

Schedule M3

(No substitutions may be made on this submission except by prior written approval by Owner)

| | | | |
|----------------------|--------------------------------------|-----------------------|--------------|
| CM Name: | Lend Lease | Project: | Open Space |
| Company Name: | Intricate Construction | Contract: | |
| Trade: | Site Work | Telephone: | 914-769-1200 |
| Address: | 450 Commerce St, Hawthorne, NY 10532 | Project Start: | 7/10/2013 |
| As of Date: | 6/30/2025 | Project End: | In Progress |

| COMPANY (Tier II) | | | | | | |
|--------------------------|-----------------|----------------|-----------|------------------------------|--|----------------------------------|
| Name | MWL Designation | Joint Venture? | Trade | Original Plan Amount \$'s | Current Plan Amount (incl CO's) \$'s | Total Payment to Date \$'s |
| Intricate Construction | NON | No | Site Work | \$ 7,650,000 | \$ 8,923,762 | \$ 8,923,762 |

| SUBCONTRACTORS (Tier III) | | | | | | | |
|---|-----------------|----------------|----------------------|----------|------------------------------|--|----------------------------------|
| Name/Address/Phone # (if available) otherwise enter Trade | MWL Designation | Joint Venture? | Trade | Awarded? | Original Plan Amount \$'s | Current Plan Amount (incl CO's) \$'s | Total Payment to Date \$'s |
| MWL: | | | | | | | |
| Gateway Demo/Civil Corp | M-ESD | No | Demolition | Yes | \$ 100,000 | \$ 159,797 | \$ 159,797 |
| Rizzo Environmental Services Corp | W-ESD | No | Containers | Yes | \$ 50,000 | \$ 19,125 | \$ 19,125 |
| Blackridge Construction LLC | M-ESD | No | Trucking | Yes | \$ 50,000 | \$ 40,398 | \$ 40,398 |
| Cardoza Plumbing | M-ESD | No | Plumbing | Yes | \$ 680,000 | \$ 713,952 | \$ 713,952 |
| Miller Druck Specialty Contracting | W-ESD | No | F&I Natural Stone | Yes | \$ 225,000 | \$ 219,601 | \$ 219,601 |
| Casa Redimix | L | No | | Yes | \$ 200,000 | \$ 287,200 | \$ 287,200 |
| Westchester Metal Works Inc | W | No | F&I Metal Deck Fence | Yes | \$ 220,000 | \$ 309,365 | \$ 309,365 |
| | | | | | | | |
| | | | | | | | |
| | | | | | | | |
| | | | | | | | |
| | | | | | | | |
| | | | | | | | |
| | | | | | | | |
| | | | | | | | |
| | | | | | | | |
| | | | | | | | |
| | | | | | | | |
| | | | | | | | |
| | | | | | | | |
| | | | | | | | |
| | | | | | | | |
| | | | | | | | |
| | | | | | | | |
| Tier III Grand Total | | | | | \$ 1,525,000 | \$ 1,749,438 | \$ 1,749,438 |
| MWL Tier III Total | | | | | \$ 1,525,000 | \$ 1,749,438 | \$ 1,749,438 |
| Non-MWL Tier III Total | | | | | \$ - | \$ - | \$ - |
| MWL % of Tier II | | | | | 20% | 20% | 20% |

If there is no Original Plan then vendors were paid on an as-needed basis or vendors were contracted after the Original Plan

Date: 6/30/2025

| | |
|--------------------|-----------------------------|
| GC/CM: | Lend Lease |
| Date Range: | 8/1/2008 - 6/30/2025 |
| As of : | 45837 |

Open Space SCHEDULE OF WORKFORCE PARTICIPATION

| Tier | Contractor | | | | | | | | | Total MWL | | | Non-MWL | | | Total Hours | | | Headcount | | | | | | | | |
|---------------------------|--|---------------|----------------|------------|----------------|-----------|----------------|-----------|----------------|------------|----------------|-----------|----------------|-----------|----------------|-------------|----------------|---------------|----------------|---------------|-----|----------------|------------|----------------|------------|----------------|-------------|
| | | M | | W | | L | | MW | | ML | | WL | | MWL | | Total MWL | | Non-MWL | | Total Hours | | Total MWL | | Non-MWL | | Total | |
| | | Hrs | % [*] | Hrs | % [*] | Hrs | % [*] | Hrs | % [*] | Hrs | % [*] | Hrs | % [*] | Hrs | % [*] | Hrs | % [*] | Hrs | % [*] | Hrs | # | % [*] | # | % [*] | # | % [*] | # |
| Tier II | Intricate Construction Inc Sitework | 15,339 | 47% | 0 | 0% | 0 | 0% | 0 | 0% | 280 | 1% | 0 | 0% | 0 | 0% | 0 | 0% | 15,619 | 48% | 16,939 | 52% | 32,557 | 68 | 47% | 76 | 53% | 144 |
| | MFM Contracting Corp Utilities | 2,195 | 59% | 0 | 0% | 0 | 0% | 0 | 0% | 0 | 0% | 0 | 0% | 0 | 0% | 0 | 0% | 2,195 | 59% | 1,500 | 41% | 3,695 | 11 | 48% | 12 | 52% | 23 |
| | Steven Dubner Lawns & Planting | 1,587 | 100% | 0 | 0% | 0 | 0% | 0 | 0% | 0 | 0% | 0 | 0% | 0 | 0% | 0 | 0% | 1,587 | 100% | 0 | 0% | 1,587 | 22 | 100% | 0 | 0% | 22 |
| Total Hours | | 19,121 | | 0 | | 0 | | 0 | | 280 | | 0 | | 0 | | 0 | | 19,401 | | 18,438 | | 37,839 | 101 | | 88 | | 189 |
| Overall % of Total | | 51% | | ### | | 0% | | 0% | | 1% | | 0% | | 0% | | 0% | | 51% | | 49% | | 100% | 53% | | 47% | | 100% |

* Denotes active contractors

1 Denotes percentages of the individual MWL designation to the total workforce hours or total headcount

| Contractor | Start | End |
|------------------------|-----------|-----------|
| Intricate Construction | 7/11/2010 | 1/30/2018 |
| MFM Contraction Corp | 2/4/2010 | 1/30/2018 |
| Steven Dubner | 8/2/2016 | 1/30/2018 |

| | |
|--------------------|-----------------------------|
| GC/CM: | Lend Lease |
| Date Range: | 4/1/2025 - 6/30/2025 |
| As of : | 45837 |

Open Space SCHEDULE OF WORKFORCE PARTICIPATION

| Tier | Contractor | | | | | | | | | Total MWL | | | Non-MWL | | | Total Hours | | | Headcount | | | | | | | |
|---------------------------|------------------------|-----------|----------------|------------|----------------|-----------|----------------|-----------|----------------|-----------|----------------|-----------|----------------|-----------|----------------|-------------|----------------|-----------|----------------|-----------|----------------|-----------|----------------|-----------|----------------|-----------|
| | | M | | W | | L | | MW | | ML | | WL | | MWL | | Total MWL | | Non-MWL | | Total | | | | | | |
| | | Hrs | % ¹ | Hrs | % ¹ | Hrs | % ¹ | Hrs | % ¹ | Hrs | % ¹ | Hrs | % ¹ | Hrs | % ¹ | Hrs | % ¹ | Hrs | % ¹ | # | % ¹ | # | % ¹ | # | % ¹ | # |
| Tier II | Intricate Construction | 0 | 0% | 0 | 0% | 0 | 0% | 0 | 0% | 0 | 0% | 0 | 0% | 0 | 0% | 0 | 0% | 0 | 0% | 0 | 0% | 0 | 0% | 0 | 0% | 0 |
| | Sitework | | | | | | | | | | | | | | | | | | | | | | | | | |
| | MFM Contracting Corp | 0 | 0% | 0 | 0% | 0 | 0% | 0 | 0% | 0 | 0% | 0 | 0% | 0 | 0% | 0 | 0% | 0 | 0% | 0 | 0% | 0 | 0% | 0 | 0% | 0 |
| | Utilities | | | | | | | | | | | | | | | | | | | | | | | | | |
| | Steven Dubner | 0 | 0% | 0 | 0% | 0 | 0% | 0 | 0% | 0 | 0% | 0 | 0% | 0 | 0% | 0 | 0% | 0 | 0% | 0 | 0% | 0 | 0% | 0 | 0% | 0 |
| | Lawns & Planting | | | | | | | | | | | | | | | | | | | | | | | | | |
| Total Hours | | 0 | | 0 | | 0 | | 0 | | 0 | | 0 | | 0 | | 0 | | 0 | | 0 | | 0 | | 0 | | 0 |
| Overall % of Total | | 0% | | ### | | 0% | | 0% | | 0% | | 0% | | 0% | | 0% | | 0% | | 0% | | 0% | | 0% | | 0% |

* Denotes active contractors

¹ Denotes percentages of the individual MWL designation to the total workforce hours or total headcount

Lenfest

SCHEDULE OF MINORITY/WOMEN/LOCAL OWNED BUSINESS PARTICIPATION UTILIZATION PLAN

Schedule M1

(No substitutions may be made on this submission except by prior written approval by Owner)

| | | | |
|--------------------|-------------------------------------|-----------------------|-------------|
| Owner Name: | Columbia University | Project: | Lenfest |
| Address: | 410 West 118th Street, NY, NY 10027 | Telephone: | |
| As of Date: | 6/30/2025 | Project Start: | 12/1/2013 |
| | | Project End: | In Progress |

| OWNER | | | | | | |
|---------------------|-----------------|----------------|-------|---------------------------|--------------------------------------|----------------------------|
| Name | MWL Designation | Joint Venture? | Trade | Original Plan Amount \$'s | Current Plan Amount (incl CO's) \$'s | Total Payment to Date \$'s |
| Columbia University | NON | No | Owner | | | \$ 894,142 |

| DIRECT SPEND VENDORS (Tier I) | | | | | | | |
|--|-----------------|----------------|---|----------|---------------------------|--------------------------------------|----------------------------|
| Name/Address/Phone # (if available) otherwise enter Trade | MWL Designation | Joint Venture? | Trade | Awarded? | Original Plan Amount \$'s | Current Plan Amount (incl CO's) \$'s | Total Payment to Date \$'s |
| MWL: | | | | | | | |
| CitiStructure | M-ESD | No | Signage | Yes | \$ - | \$ 60,085 | \$ 60,085 |
| Doumas Electric Inc | L | No | Electrical | Yes | \$ - | \$ 123 | \$ 123 |
| Green Girl Printing and Messenger Inc | W | No | Printing Service | Yes | \$ - | \$ 59,865 | \$ 59,865 |
| Izzo Construction Corp | WL-ESD | No | General Contractor | Yes | \$ - | \$ 38,995 | \$ 38,995 |
| MFM Contracting Corp | L | No | Telecommunications Conduit Installation | Yes | \$ - | \$ 7,971 | \$ 7,971 |
| Scrub Clean Maintenance Corp | MWL-ESD | No | Cleaning | Yes | \$ - | \$ 2,221 | \$ 2,221 |
| Gamma Cleaning Concepts Inc | MW-ESD | No | | Yes | \$ - | \$ 23,194 | \$ 23,194 |
| The Sign Works Inc | W | No | Signage | Yes | \$ - | \$ 57 | \$ 57 |
| Watsons Plumbing and Heating | L | No | Plumbing | Yes | \$ - | \$ 226 | \$ 226 |
| NON: | | | | | | | |
| Advance Relocation & Storage | NON | No | General Contractor | Yes | \$ - | \$ 8,858 | \$ 8,858 |
| 275 Technology Solutions dba Safeway Fire & Protection Company | NON | No | Safeway Fire - Monitoring | Yes | \$ - | \$ 2,526 | \$ 2,526 |
| Barbizon Elec Co Inc | NON | No | Materials & Equipment | Yes | \$ - | \$ 278,680 | \$ 278,680 |
| Bear Communications Inc | NON | No | AV/Cable/Telecom | Yes | \$ - | \$ 25,188 | \$ 25,188 |
| From the Source | NON | No | Furniture | Yes | \$ - | \$ 8,410 | \$ 8,410 |
| Siemens Industry Inc | NON | No | HVAC | Yes | \$ - | \$ 1,233 | \$ 1,233 |
| SOS Locksmith Corp | NON | No | Doors & Windows | Yes | \$ - | \$ 46 | \$ 46 |
| Staging Concepts Acquisition | NON | No | Materials & Equipment | Yes | \$ - | \$ 138,907 | \$ 138,907 |
| StarCom Communications Service | NON | No | Telecommunication | Yes | \$ - | \$ 2,682 | \$ 2,682 |
| Temporary Walls Incorporated | NON | No | Materials & Equipment | Yes | \$ - | \$ 199,756 | \$ 199,756 |
| United Rentals North America Inc | NON | No | Materials & Equipment | Yes | \$ - | \$ 35,119 | \$ 35,119 |

If there is no Original Plan then vendors were paid on an as-needed basis or vendors were contracted after the Original Plan

| | | | |
|----------------------------|------|------------|------------|
| Direct Spend Grand Total | \$ - | \$ 894,142 | \$ 894,142 |
| MWL Direct Spend Total | \$ - | \$ 192,737 | \$ 192,737 |
| Non-MWL Direct Spend Total | \$ - | \$ 701,405 | \$ 701,405 |
| MWL % of Total | 0% | 22% | 22% |

Date: 6/30/2025

SCHEDULE OF MINORITY/WOMEN/LOCAL OWNED BUSINESS PARTICIPATION UTILIZATION PLAN

Schedule M2

(No substitutions may be made on this submission except by prior written approval by Owner)

| | | | |
|----------------------|--|-----------------------|--------------|
| Company Name: | Lend Lease | Project: | Lenfest |
| Trade: | Construction Management | Contract: | |
| Address: | 622 West 132nd, 2nd fl, New York, NY 10027 | Telephone: | 212-939-9580 |
| As of Date: | 6/30/2025 | Project Start: | 12/1/2013 |
| | | Project End: | In Progress |

COMPANY (Tier I)

| Name | MWL Designation | Joint Venture? | Trade | Original Plan Amount \$'s | Current Plan Amount (incl CO's) \$'s | Total Payment to Date \$'s |
|--------------------------------|-----------------|----------------|-------------------------|---------------------------|--------------------------------------|----------------------------|
| Lend Lease US Construction LMB | NON | No | Construction Management | \$ - | \$ 81,965,260 | \$ 71,348,069 |

SUBCONTRACTORS (Tier II)

| Name/Address/Phone # (if available) otherwise enter Trade | MWL Designation | Joint Venture? | Trade | Awarded? | Original Plan Amount \$'s | Current Plan Amount (incl CO's) \$'s | Total Payment to Date \$'s |
|---|-----------------|----------------|-----------------------------|----------|---------------------------|--------------------------------------|----------------------------|
| MWL: | | | | | | | |
| 3L & Company Inc | W-ESD | No | Ceramic Tile | Yes | \$ - | \$ 183,880 | \$ 183,880 |
| Commodore Construction Corporation | W-ESD | No | Masonry | Yes | \$ - | \$ 162,261 | \$ 162,261 |
| Creative Construction | M-ESD | No | Safety Equipment | Yes | \$ - | \$ 349,861 | \$ 349,861 |
| Creative Construction | M-ESD | No | Drywall | Yes | \$ - | \$ 14,074 | \$ 14,074 |
| Creative Construction | M-ESD | No | Drywall | Yes | \$ - | \$ 50,000 | \$ 50,000 |
| Crown Sign Systems Inc | W-ESD | No | 62 | Yes | \$ - | \$ 105,688 | \$ 105,688 |
| Eddington Security Inc | MWL-ESD | No | Security | Yes | \$ - | \$ 226,668 | \$ 226,668 |
| EJ/Egg Electric JV - (Egg Electric Inc) | W-ESD | Yes | Electrical | Yes | \$ - | \$ 243,028 | \$ 243,028 |
| EJ/Egg Electric JV - (Egg Electric Inc) | W-ESD | Yes | Electrical | Yes | \$ - | \$ 2,737 | \$ 2,737 |
| EJ/Egg Electric JV - (Egg Electric Inc) | W-ESD | Yes | Street Structures | Yes | \$ - | \$ 1,223 | \$ 1,223 |
| Elite Interiors Systems Inc | L | No | Resilient Flooring & Base | Yes | \$ - | \$ 941 | \$ 941 |
| Elite Interiors Systems Inc | L | No | Drywall | Yes | \$ - | \$ 369 | \$ 369 |
| Fine Painting & Decorating Company Inc | M-ESD | No | Painting & Instrumentation | Yes | \$ - | \$ 701,939 | \$ 701,939 |
| Fine Painting & Decorating Company Inc | M-ESD | No | Paint & Coatings | Yes | \$ - | \$ 402,380 | \$ 402,380 |
| Giachetti Plumbing | L | No | Plumbing | Yes | \$ - | \$ 1,161,884 | \$ 1,161,884 |
| Johnson Security Bureau Inc | MWL-ESD | No | Security | Yes | \$ - | \$ 279,886 | \$ 279,886 |
| Metropolitan Enterprises Inc | M | No | Scaffolding | Yes | \$ - | \$ 229,918 | \$ 229,918 |
| MFM Contracting Corp | L | No | Utilities | Yes | \$ - | \$ 322,007 | \$ 322,007 |
| MFM Contracting Corp | L | No | Electrical | Yes | \$ - | \$ 5,650 | \$ 5,650 |
| Sirina Fire Protection Corp | M-ESD | No | Fire Protection Systems | Yes | \$ - | \$ 787,911 | \$ 787,911 |
| The McKissack Group Inc | MWL-ESD | No | Construction Management | Yes | \$ - | \$ 1,231,117 | \$ 1,231,117 |
| Westchester Metal Works Inc | W | No | Metal Stairs | Yes | \$ - | \$ 703,000 | \$ 703,000 |
| Westchester Metal Works Inc | W | No | Miscellaneous Metal | Yes | \$ - | \$ 1,848,673 | \$ 1,848,673 |
| NON: | | | | | | | |
| A Liss & Company Inc | NON | No | Toilet Partitions & Screens | Yes | \$ - | \$ 38,780 | \$ 38,780 |
| ASR Electrical Contracting Inc | NON | No | Electrical | Yes | \$ - | \$ 11,338,958 | \$ 11,338,958 |
| Champion Metal & Glass Inc | NON | No | Glass & Glazing | Yes | \$ - | \$ 459,760 | \$ 459,760 |
| Champion Metal & Glass Inc | NON | No | Snorkel | Yes | \$ - | \$ 90,000 | \$ 90,000 |
| Champion Metal & Glass Inc | NON | No | Millwork | Yes | \$ - | \$ 45,924 | \$ 45,924 |
| Cives Corp | NON | No | Superstructure Steel | Yes | \$ - | \$ 11,334,322 | \$ 11,334,322 |
| Commodore Construction Corporation | NON | No | Masonry | Yes | \$ - | \$ 1,639 | \$ 1,639 |
| Eagle One Roofing Contractors Inc | NON | No | Waterproofing & Roofing | Yes | \$ - | \$ 452,211 | \$ 452,211 |
| Eagle Scaffolding Services Inc | NON | No | Scaffolding | Yes | \$ - | \$ 254,924 | \$ 254,924 |
| EJ/Egg Electric JV - (Egg Electric Inc) | NON | Yes | Electrical | Yes | \$ - | \$ 364,543 | \$ 364,543 |
| EJ/Egg Electric JV - (Egg Electric Inc) | NON | Yes | Electrical | Yes | \$ - | \$ 4,106 | \$ 4,106 |

SCHEDULE OF MINORITY/WOMEN/LOCAL OWNED BUSINESS PARTICIPATION UTILIZATION PLAN

Schedule M2

(No substitutions may be made on this submission except by prior written approval by Owner)

| | | | |
|----------------------|--|-----------------------|--------------|
| Company Name: | Lend Lease | Project: | Lenfest |
| Trade: | Construction Management | Contract: | |
| Address: | 622 West 132nd, 2nd fl, New York, NY 10027 | Telephone: | 212-939-9580 |
| As of Date: | 6/30/2025 | Project Start: | 12/1/2013 |
| | | Project End: | In Progress |

| COMPANY (Tier I) | | | | | | |
|--------------------------------|-----------------|----------------|-------------------------|---------------------------|--------------------------------------|----------------------------|
| Name | MWL Designation | Joint Venture? | Trade | Original Plan Amount \$'s | Current Plan Amount (incl CO's) \$'s | Total Payment to Date \$'s |
| Lend Lease US Construction LMB | NON | No | Construction Management | \$ - | \$ 81,965,260 | \$ 71,348,069 |

| SUBCONTRACTORS (Tier II) | | | | | | | |
|---|-----------------|----------------|----------------------------|----------|---------------------------|--------------------------------------|----------------------------|
| Name/Address/Phone # (if available) otherwise enter Trade | MWL Designation | Joint Venture? | Trade | Awarded? | Original Plan Amount \$'s | Current Plan Amount (incl CO's) \$'s | Total Payment to Date \$'s |
| NON: | | | | | | | |
| EJ/Egg Electric JV - (Egg Electric Inc) | NON | Yes | Street Structures | Yes | \$ - | \$ 1,834 | \$ 1,834 |
| Elite Floors Inc | NON | No | Resilient Flooring & Base | Yes | \$ - | \$ 4,059 | \$ 4,059 |
| Five Star Electric Corp | NON | No | Electrical | Yes | \$ - | \$ 289,895 | \$ 289,895 |
| Forest Electric | NON | No | Electrical | Yes | \$ - | \$ 5,304 | \$ 5,304 |
| Fresh Meadow Mechanical Corp | NON | No | HVAC Systems | Yes | \$ - | \$ 1,565,586 | \$ 1,565,586 |
| H.S.E. System Inc | NON | No | Hoist / Bridges / Scaffold | Yes | \$ - | \$ 134,000 | \$ 134,000 |
| Hi Tech Data Floors Inc | NON | No | Raised Access Flooring | Yes | \$ - | \$ 177,727 | \$ 177,727 |
| Intricate Construction | NON | No | Street Structures | Yes | \$ - | \$ 26,374 | \$ 26,374 |
| Island Acoustics | NON | No | Drywall | Yes | \$ - | \$ 84,064 | \$ 84,064 |
| LVC Interiors Inc | NON | No | Window Treatment / Blinds | Yes | \$ - | \$ 249,760 | \$ 249,760 |
| Nets That Work | NON | No | Safety Equipment | Yes | \$ - | \$ 188,000 | \$ 188,000 |
| Otis Elevator Company | NON | No | Elevators | Yes | \$ - | \$ 1,281,830 | \$ 1,281,830 |
| PAL Environmental Safety Corp | NON | No | Spray Fireproofing | Yes | \$ - | \$ 666,750 | \$ 666,750 |
| PGS Millwork Inc | NON | No | Millwork | Yes | \$ - | \$ 1,220,222 | \$ 1,220,222 |
| Platinum Terrazzo | NON | No | Fluid-Applied Flooring | Yes | \$ - | \$ 183,945 | \$ 183,945 |
| RCC Concrete Corp | NON | No | Above Grade Concrete | Yes | \$ - | \$ 2,030,298 | \$ 2,030,298 |
| Re:Source New Jersey | NON | No | Resilient Flooring & Base | Yes | \$ - | \$ 755,165 | \$ 755,165 |
| Re:Source New Jersey | NON | No | Rough Carpentry | Yes | \$ - | \$ 4,176 | \$ 4,176 |
| Siemens Industry Inc | NON | No | HVAC Systems | Yes | \$ - | \$ 5,485 | \$ 5,485 |
| Skanska | NON | No | Street Structures | Yes | \$ - | \$ 841,207 | \$ 841,207 |
| Trystate Mechanical Inc | NON | No | HVAC Systems | Yes | \$ - | \$ 11,267,648 | \$ 11,267,648 |
| United Drilling & Cutting Corp | NON | No | Structural Modifications | Yes | \$ - | \$ 111,573 | \$ 111,573 |
| United Drilling & Cutting Corp | NON | No | Demolition | Yes | \$ - | \$ 18,487 | \$ 18,487 |
| Universal Builders Supply | NON | No | Hoist | Yes | \$ - | \$ 203,592 | \$ 203,592 |
| WDF Inc | NON | No | HVAC Systems | Yes | \$ - | \$ 39,245 | \$ 39,245 |
| Whalen Berez Group | NON | No | Theater & Stage Equipment | Yes | \$ - | \$ 167,678 | \$ 167,678 |
| Woodworks Construction Co Inc | NON | No | Drywall | Yes | \$ - | \$ 5,708,942 | \$ 5,708,942 |

If there is no Original Plan then vendors were paid on an as-needed basis or vendors were contracted after the Original Plan

| | | | |
|------------------------------|-----------|---------------|---------------|
| Tier II Grand Total | \$ - | \$ 60,633,108 | \$ 60,633,108 |
| MWL Tier II Total | \$ - | \$ 9,015,095 | \$ 9,015,095 |
| Non-MWL Tier II Total | \$ - | \$ 51,618,013 | \$ 51,618,013 |
| MWL % of Tier I | 0% | 11% | 13% |

Date: 6/30/2025

SCHEDULE OF MINORITY/WOMEN/LOCAL OWNED BUSINESS PARTICIPATION UTILIZATION PLAN

Schedule M3

(No substitutions may be made on this submission except by prior written approval by Owner)

| | | | |
|----------------------|--|-----------------------|--------------|
| CM Name: | Lend Lease | | |
| Company Name: | RCC Concrete Corp | Project: | Lenfest |
| Trade: | Concrete Construction | Contract: | |
| Address: | 74 State Street - 2nd Floor Westbury, NY 11590 | Telephone: | 516-279-6787 |
| As of Date: | 6/30/2025 | Project Start: | 12/1/2013 |
| | | Project End: | In Progress |

COMPANY (Tier II)

| Name | MWL Designation | Joint Venture? | Trade | Original Plan Amount \$'s | Current Plan Amount (incl CO's) \$'s | Total Payment to Date \$'s |
|-------------------|-----------------|----------------|-----------------------|------------------------------|--|----------------------------------|
| RCC Concrete Corp | NON | No | Concrete Construction | \$ 1,837,000 | \$ 2,030,298 | \$ 2,030,298 |

SUBCONTRACTORS (Tier III)

| Name/Address/Phone # (if available) otherwise enter Trade | MWL Designation | Joint Venture? | Trade | Awarded? | Original Plan Amount \$'s | Current Plan Amount (incl CO's) \$'s | Total Payment to Date \$'s |
|---|-----------------|----------------|-----------------------------|----------|------------------------------|--|----------------------------------|
| MWLV | | | | | | | |
| NYCON Readimix | M-ESD | No | Concrete Ready Mix Supplier | Yes | \$ 153,600 | \$ 136,969 | \$ 136,969 |
| CFS Steel Co | L | No | Rebar & Wire Mesh Supplier | Yes | \$ 40,000 | \$ 28,200 | \$ 28,200 |
| B.P. Precise Construction Corp | W | No | Lumper (Metal Lathing) | Yes | \$ - | \$ 68,490 | \$ 68,490 |
| | | | | | | | |
| NON: | | | | | | | |
| Reinforcing Supply | NON | No | 62 | Yes | \$ 30,000 | \$ 34,116 | \$ 34,116 |
| | | | | | | | |
| | | | | | | | |
| | | | | | | | |
| | | | | | | | |
| | | | | | | | |
| | | | | | | | |
| | | | | | | | |
| | | | | | | | |
| | | | | | | | |
| | | | | | | | |
| | | | | | | | |
| | | | | | | | |
| | | | | | | | |
| | | | | | | | |
| | | | | | | | |

If there is no Original Plan then vendors were paid on an as-needed basis or vendors were contracted after the Original Plan

| | | | |
|-------------------------|------------|------------|------------|
| Tier III Grand Total | \$ 223,600 | \$ 267,775 | \$ 267,775 |
| MWLV Tier III Total | \$ 193,600 | \$ 233,659 | \$ 233,659 |
| Non-MWLV Tier III Total | \$ 30,000 | \$ 34,116 | \$ 34,116 |
| MWLV % of Tier II | 11% | 12% | 12% |

SCHEDULE OF MINORITY/WOMEN/LOCAL OWNED BUSINESS PARTICIPATION UTILIZATION PLAN

(No substitutions may be made on this submission except by prior written approval by Owner)

Schedule M3

| | | |
|----------------------|--|---------------------------------|
| CM Name: | Lend Lease | |
| Company Name: | Champion Metal & Glass Inc | Project: Lenfest |
| Trade: | Architectual Ornamental Metal & Glass | Contract: |
| Address: | 130 Motor Parkway, Hauppauge, NY 11788 | Telephone: 631-254-2560 |
| As of Date: | 6/30/2025 | Project Start: 12/1/2013 |
| | | Project End: In Progress |

COMPANY (Tier II)

| Name | MWL Designation | Joint Venture? | Trade | Original Plan Amount \$'s | Current Plan Amount (incl CO's) \$'s | Total Payment to Date \$'s |
|----------------------------|-----------------|----------------|---------------------------------------|------------------------------|--|----------------------------------|
| Champion Metal & Glass Inc | NON | No | Architectual Ornamental Metal & Glass | \$ 501,410 | \$ 595,684 | \$ 595,684 |

SUBCONTRACTORS (Tier III)

| Name/Address/Phone # (if available) otherwise enter Trade | MWL Designation | Joint Venture? | Trade | Awarded? | Original Plan Amount \$'s | Current Plan Amount (incl CO's) \$'s | Total Payment to Date \$'s |
|---|-----------------|----------------|-----------------|----------|------------------------------|--|----------------------------------|
| MWL: | | | | | | | |
| Park Avenue Building & Roofing Supplies LLC | M-ESD | No | Supply Silicone | Yes | \$ 153 | \$ 153 | \$ 153 |
| | | | 62 | | | | |
| | | | | | | | |
| | | | | | | | |
| | | | | | | | |
| | | | | | | | |
| | | | | | | | |
| | | | | | | | |
| | | | | | | | |
| | | | | | | | |
| | | | | | | | |
| | | | | | | | |
| | | | | | | | |
| | | | | | | | |
| | | | | | | | |
| | | | | | | | |
| | | | | | | | |
| | | | | | | | |
| | | | | | | | |
| | | | | | | | |
| | | | | | | | |
| | | | | | | | |
| | | | | | | | |
| | | | | | | | |
| Tier III Grand Total | | | | | \$ 153 | \$ 153 | \$ 153 |
| MWL Tier III Total | | | | | \$ 153 | \$ 153 | \$ 153 |
| Non-MWL Tier III Total | | | | | \$ - | \$ - | \$ - |
| MWL % of Tier II | | | | | 0% | 0% | 0% |

If there is no Original Plan then vendors were paid on an as-needed basis or vendors were contracted after the Original Plan

SCHEDULE OF MINORITY/WOMEN/LOCAL OWNED BUSINESS PARTICIPATION UTILIZATION PLAN

(No substitutions may be made on this submission except by prior written approval by Owner)

Schedule M3

| | | | |
|----------------------|---|-----------------------|--------------|
| CM Name: | Lend Lease | Project: | Lenfest |
| Company Name: | Woodworks Construction Co Inc | Contract: | |
| Trade: | Carpentry / Drywall | Telephone: | 212-888-7311 |
| Address: | 322 8th Ave, Suite 701 New York, NY 10001 | Project Start: | 12/1/2013 |
| As of Date: | 6/30/2025 | Project End: | In Progress |

COMPANY (Tier II)

| Name | MWL Designation | Joint Venture? | Trade | Original Plan Amount \$'s | Current Plan Amount (incl CO's) \$'s | Total Payment to Date \$'s |
|-------------------------------|-----------------|----------------|---------------------|------------------------------|--|----------------------------------|
| Woodworks Construction Co Inc | NON | No | Carpentry / Drywall | \$ 5,708,942 | \$ 5,708,942 | \$ 5,708,942 |

SUBCONTRACTORS (Tier III)

| Name/Address/Phone # (if available) otherwise enter Trade | MWL Designation | Joint Venture? | Trade | Awarded? | Original Plan Amount \$'s | Current Plan Amount (incl CO's) \$'s | Total Payment to Date \$'s |
|---|-----------------|----------------|---|----------|------------------------------|--|----------------------------------|
| MWL: | | | | | | | |
| JC Ryan EBCO/H&G LLC | W-ESD | No | Doors, Frames & Hardware Supplier | Yes | \$ 274,000 | \$ 293,375 | \$ 293,375 |
| Park Avenue Building & Roofing Supplies LLC | M-ESD | No | Material Supplier of Drywall, Insulation, & Metal Studs | Yes | \$ 1,000,000 | \$ 484,622 | \$ 484,622 |
| | | | | | | | |
| | | | | | | | |
| | | | | | | | |
| | | | | | | | |
| | | | | | | | |
| | | | | | | | |
| | | | | | | | |
| | | | | | | | |
| | | | | | | | |
| | | | | | | | |
| | | | | | | | |
| | | | | | | | |
| | | | | | | | |
| | | | | | | | |
| | | | | | | | |
| | | | | | | | |
| | | | | | | | |
| | | | | | | | |
| | | | | | | | |
| Tier III Grand Total | | | | | \$ 1,274,000 | \$ 777,997 | \$ 777,997 |
| MWL Tier III Total | | | | | \$ 1,274,000 | \$ 777,997 | \$ 777,997 |
| Non-MWL Tier III Total | | | | | \$ - | \$ - | \$ - |
| MWL % of Tier II | | | | | 22% | 14% | 14% |

If there is no Original Plan then vendors were paid on an as-needed basis or vendors were contracted after the Original Plan

Date: 6/30/2025

SCHEDULE OF MINORITY/WOMEN/LOCAL OWNED BUSINESS PARTICIPATION UTILIZATION PLAN

(No substitutions may be made on this submission except by prior written approval by Owner)

Schedule M3

CM Name: Lend Lease
Company Name: Trystate Mechanical Inc
Trade: HVAC Systems
Address: 241-02 Northern Blvd, 2nd Floor, Douglaston, NY 11362
As of Date: 6/30/2025

Project: Lenfest
Contract:
Telephone: 718-819-8844
Project Start: 12/1/2013
Project End: In Progress

| COMPANY (Tier II) | | | | | | |
|-------------------------|-----------------|----------------|--------------|---------------------------|--------------------------------------|----------------------------|
| Name | MWL Designation | Joint Venture? | Trade | Original Plan Amount \$'s | Current Plan Amount (incl CO's) \$'s | Total Payment to Date \$'s |
| Trystate Mechanical Inc | NON | No | HVAC Systems | \$ 10,226,340 | \$ 11,267,648 | \$ 11,267,648 |

| SUBCONTRACTORS (Tier III) | | | | | | | |
|---|-----------------|----------------|-------------------|----------|---------------------------|--------------------------------------|----------------------------|
| Name/Address/Phone # (if available) otherwise enter Trade | MWL Designation | Joint Venture? | Trade | Awarded? | Original Plan Amount \$'s | Current Plan Amount (incl CO's) \$'s | Total Payment to Date \$'s |
| MWL: | | | | | | | |
| Celtic Sheetmetal Inc | W-ESD | No | Sheetmetal | Yes | \$ 2,420,000 | \$ 2,462,871 | \$ 2,462,871 |
| Shadow Transport | W | No | Rigging | Yes | \$ 93,500 | \$ 93,500 | \$ 93,500 |
| NON: | | | | | | | |
| Atlantic Contracting | NON | No | Insulation | Yes | \$ 240,000 | \$ 369,054 | \$ 369,054 |
| Ht Lyons Contractors | NON | No | | Yes | \$ 56,000 | \$ 85,000 | \$ 85,000 |
| Independent Testing Balancing | NON | No | Testing Balancing | Yes | \$ 39,550 | \$ 37,595 | \$ 37,595 |
| Siemens Industry inc | NON | No | ATC | Yes | \$ 1,800,000 | \$ 1,736,543 | \$ 1,736,543 |
| Techclean | NON | No | Ductcleaning | Yes | \$ 15,000 | \$ 2,156 | \$ 2,156 |
| | | | | | | | |
| | | | | | | | |
| | | | | | | | |
| | | | | | | | |
| | | | | | | | |
| | | | | | | | |
| | | | | | | | |
| | | | | | | | |
| | | | | | | | |
| | | | | | | | |
| | | | | | | | |
| | | | | | | | |
| | | | | | | | |
| | | | | | | | |
| | | | | | | | |
| | | | | | | | |
| | | | | | | | |
| Tier III Grand Total | | | | | \$ 4,664,050 | \$ 4,786,719 | \$ 4,786,719 |
| MWL Tier III Total | | | | | \$ 2,513,500 | \$ 2,556,371 | \$ 2,556,371 |
| Non-MWL Tier III Total | | | | | \$ 2,150,550 | \$ 2,230,348 | \$ 2,230,348 |
| MWL % of Tier II | | | | | 25% | 23% | 23% |

If there is no Original Plan then vendors were paid on an as-needed basis or vendors were contracted after the Original Plan

Date: 6/30/2025

SCHEDULE OF MINORITY/WOMEN/LOCAL OWNED BUSINESS PARTICIPATION UTILIZATION PLAN

(No substitutions may be made on this submission except by prior written approval by Owner)

Schedule M3

| | | | |
|----------------------|------------------------------------|-----------------------|--------------|
| CM Name: | Lend Lease | Project: | Lenfest |
| Company Name: | ASR Electrical Contracting Inc | Contract: | |
| Trade: | Electrical | Telephone: | 516-420-0101 |
| Address: | 207 Newton Rd, Plainview, NY 11803 | Project Start: | 12/1/2013 |
| As of Date: | 6/30/2025 | Project End: | In Progress |

| COMPANY (Tier II) | | | | | | |
|--------------------------------|-----------------|----------------|------------|------------------------------|--|----------------------------------|
| Name | MWL Designation | Joint Venture? | Trade | Original Plan Amount \$'s | Current Plan Amount (incl CO's) \$'s | Total Payment to Date \$'s |
| ASR Electrical Contracting Inc | NON | No | Electrical | \$ 11,338,958 | \$ 11,338,958 | \$ 11,338,958 |

| SUBCONTRACTORS (Tier III) | | | | | | | |
|---|-----------------|----------------|---------------------|----------|------------------------------|--|----------------------------------|
| Name/Address/Phone # (if available) otherwise enter Trade | MWL Designation | Joint Venture? | Trade | Awarded? | Original Plan Amount \$'s | Current Plan Amount (incl CO's) \$'s | Total Payment to Date \$'s |
| MWL: | | | | | | | |
| Turtle & Hughes | W-ESD | No | Electrical Material | Yes | \$ 30,000 | \$ 29,182 | \$ 29,182 |
| | | | 62 | | | | |
| | | | | | | | |
| | | | | | | | |
| | | | | | | | |
| | | | | | | | |
| | | | | | | | |
| | | | | | | | |
| | | | | | | | |
| | | | | | | | |
| | | | | | | | |
| | | | | | | | |
| | | | | | | | |
| | | | | | | | |
| | | | | | | | |
| | | | | | | | |
| | | | | | | | |
| | | | | | | | |
| | | | | | | | |
| | | | | | | | |
| | | | | | | | |
| Tier III Grand Total | | | | | \$ 30,000 | \$ 29,182 | \$ 29,182 |
| MWL Tier III Total | | | | | \$ 30,000 | \$ 29,182 | \$ 29,182 |
| Non-MWL Tier III Total | | | | | \$ - | \$ - | \$ - |
| MWL % of Tier II | | | | | 0% | 0% | 0% |

If there is no Original Plan then vendors were paid on an as-needed basis or vendors were contracted after the Original Plan

| | |
|-------------|----------------------|
| GC/CM: | Lend Lease |
| Date Range: | 8/1/2008 - 6/30/2025 |
| As of : | 45837 |

Lenfest SCHEDULE OF WORKFORCE PARTICIPATION

| Tier | Contractor | Workforce Participation | | | | | | | | Total Hours | | | Headcount | | | | | |
|---------|---|-------------------------|----------------|--------------|----------------|--------------|----------------|--------------|----------------|--------------|----------------|---------------|----------------|----------------|----------------|----------------|----------------|-------------|
| | | M | | W | | L | | MW | | ML | WL | MWL | Hrs | % ¹ | Total | Total MWL | Non-MWL | Total |
| | | Hrs | % ¹ | Hrs | % ¹ | Hrs | % ¹ | Hrs | % ¹ | Hrs | % ¹ | Hrs | % ¹ | # | % ¹ | # | % ¹ | # |
| Tier II | 3L & Company Inc | 85 | 8% | 0 | 0% | 0 | 0% | 0 | 0% | 0 | 0% | 85 | 8% | 997 | 92% | | | 6 |
| | Ceramic Tile | | | | | | | | | | | | | | | | | |
| | ASR Electric | 20,476 | 30% | 0 | 0% | 0 | 0% | 1,157 | 2% | 0 | 0% | 21,633 | 31% | 47,738 | 69% | | | 80 |
| | Electrical | | | | | | | | | | | | | | | | | |
| | Champion Metal | 232 | 14% | 0 | 0% | 0 | 0% | 0 | 0% | 8 | 0% | 240 | 15% | 1,415 | 85% | | | 15 |
| | Glass & Glazing, Snorkel, Millwork | | | | | | | | | | | | | | | | | |
| | Cives | 9,239 | 25% | 1,034 | 3% | 0 | 0% | 0 | 0% | 0 | 0% | 10,273 | 27% | 27,165 | 73% | | | 89 |
| | Structural Metals | | | | | | | | | | | | | | | | | |
| | Commodore | 608 | 46% | 0 | 0% | 0 | 0% | 0 | 0% | 80 | 6% | 688 | 52% | 635 | 48% | | | 9 |
| | Masonry | | | | | | | | | | | | | | | | | |
| | Creative Construction Services | 606 | 21% | 0 | 0% | 0 | 0% | 682 | 24% | 282 | 10% | 1,695 | 60% | 1,123 | 40% | | | 18 |
| | Safety Equipment | | | | | | | | | | | | | | | | | |
| | Eagle Scaffold | 752 | 57% | 0 | 0% | 0 | 0% | 0 | 0% | 3 | 0% | 755 | 57% | 569 | 43% | | | 23 |
| | Scaffolding, Waterproofing & Roofing | | | | | | | | | | | | | | | | | |
| | Fine Group Inc. | 4,225 | 72% | 0 | 0% | 0 | 0% | 0 | 0% | 214 | 4% | 4,439 | 75% | 1,453 | 25% | | | 29 |
| | Painting & Instrumentation | | | | | | | | | | | | | | | | | |
| | Giachetti Plumbing & Heating Corp. | 1,807 | 21% | 88 | 1% | 0 | 0% | 0 | 0% | 0 | 0% | 1,895 | 22% | 6,822 | 78% | | | 32 |
| | Plumbing | | | | | | | | | | | | | | | | | |
| | LVC | 14 | 100% | 0 | 0% | 0 | 0% | 0 | 0% | 0 | 0% | 14 | 100% | 0 | 0% | | | 1 |
| | Window Treatment / Blinds | | | | | | | | | | | | | | | | | |
| | Metropolitan Enterprises | 1,193 | 51% | 0 | 0% | 0 | 0% | 0 | 0% | 135 | 6% | 1,328 | 57% | 1,017 | 43% | | | 49 |
| | Hoist/Bridges/Scaffold | | | | | | | | | | | | | | | | | |
| | Nets That Work | 183 | 46% | 0 | 0% | 0 | 0% | 0 | 0% | 0 | 0% | 183 | 46% | 211 | 54% | | | 10 |
| | Safety Equipment | | | | | | | | | | | | | | | | | |
| | Otis Elevators | 2,323 | 27% | 0 | 0% | 0 | 0% | 0 | 0% | 0 | 0% | 2,323 | 27% | 6,153 | 73% | | | 27 |
| | Elevators | | | | | | | | | | | | | | | | | |
| | PAL Environmental | 780 | 39% | 0 | 0% | 0 | 0% | 0 | 0% | 24 | 1% | 804 | 40% | 1,208 | 60% | | | 26 |
| | Spray Fireproofing | | | | | | | | | | | | | | | | | |
| | PGS Millwork | 0 | 0% | 0 | 0% | 0 | 0% | 0 | 0% | 0 | 0% | 0 | 0% | 17 | 100% | | | 1 |
| | Millwork | | | | | | | | | | | | | | | | | |
| | Platinum Terrazzo, Inc. | 263 | 52% | 0 | 0% | 0 | 0% | 0 | 0% | 0 | 0% | 263 | 52% | 247 | 48% | | | 7 |
| | Fluid-Applied Flooring | | | | | | | | | | | | | | | | | |
| | RCC Concrete Corp | 4,057 | 43% | 24 | 0% | 24 | 0% | 0 | 0% | 0 | 0% | 4,105 | 44% | 5,244 | 56% | | | 129 |
| | Above Grade Concrete | | | | | | | | | | | | | | | | | |
| | Resource NJ | 341 | 16% | 0 | 0% | 0 | 0% | 281 | 13% | 0 | 0% | 622 | 29% | 1,501 | 71% | | | 15 |
| | Resilient Flooring & Base | | | | | | | | | | | | | | | | | |
| | Sirina | 2,990 | 79% | 0 | 0% | 0 | 0% | 0 | 0% | 0 | 0% | 2,990 | 79% | 810 | 21% | | | 23 |
| | Fire Protection Systems | | | | | | | | | | | | | | | | | |
| | Trystate Burns Mechanical | 6,230 | 15% | 272 | 1% | 48 | 0% | 80 | 0% | 40 | 0% | 6,670 | 16% | 35,062 | 84% | | | 90 |
| | HVAC Systems | | | | | | | | | | | | | | | | | |
| | United Drilling | 972 | 100% | 0 | 0% | 0 | 0% | 0 | 0% | 0 | 0% | 972 | 100% | 0 | 0% | | | 3 |
| | Drilling | | | | | | | | | | | | | | | | | |
| | Westchester Metal Works | 5,426 | 62% | 0 | 0% | 0 | 0% | 35 | 0% | 1,990 | 23% | 7,451 | 85% | 1,352 | 15% | | | 32 |
| | Metal Stairs | | | | | | | | | | | | | | | | | |
| | Woodworks Construction | 25,413 | 71% | 0 | 0% | 1,280 | 4% | 0 | 0% | 1,770 | 5% | 28,463 | 79% | 7,536 | 21% | | | 42 |
| | Drywall | | | | | | | | | | | | | | | | | |
| | Total Hours | 88,213 | | 1,418 | | 1,352 | | 2,235 | | 4,545 | | 97,889 | | 148,272 | | 246,160 | | 756 |
| | Overall % of Total | 36% | | 1% | | 1% | | 1% | | 2% | | 40% | | 60% | | 100% | | 100% |

* Denotes active contractors
 1 Denotes percentages of the individual MWL designation to the total workforce hours or total headcount

| Contractor | Start | End |
|--|------------|------------|
| 3L & Company Inc | 8/7/2016 | 11/16/2016 |
| ASR Electric | 6/24/2015 | 2/14/2018 |
| Champion Metal | 12/7/2016 | 8/16/2017 |
| Cives | 5/2/2014 | 3/16/2015 |
| Commodore | 2/2/2016 | 9/27/2016 |
| Creative Construction Services | 10/11/2014 | 10/1/2016 |
| Eagle Scaffolding | 5/30/2016 | 1/30/2017 |
| Fine Painting & Decorating Company Inc | 6/7/2015 | 11/12/2017 |
| Giachetti Plumbing & Heating Corp. | 12/23/2014 | 1/31/2017 |
| LVC Interiors Inc | 7/22/2017 | 7/22/2017 |
| Metropolitan Enterprises | 7/20/2014 | 6/14/2015 |
| Nets That Work | 10/14/2014 | 2/17/2015 |
| Otis Elevators | 8/28/2015 | 8/24/2017 |
| PAL Environmental | 1/18/2015 | 1/29/2017 |
| PGS Millwork | 7/1/2017 | 6/26/2017 |
| Platinum Terrazzo, Inc. | 9/3/2016 | 12/24/2016 |
| RCC Concrete Corp | 9/2/2014 | 12/13/2016 |
| Re:Source New Jersey | 8/28/2016 | 9/10/2017 |
| Sirina Fire Protection Corp | 8/19/2014 | 12/20/2016 |
| Trystate Burns Mechanical | 6/2/2015 | 11/7/2017 |
| United Drilling | 4/3/2014 | 6/12/2014 |
| Westchester Metal Works | 7/25/2014 | 1/17/2017 |
| Woodworks Construction | 5/19/2015 | 11/21/2017 |

| | |
|-------------|----------------------|
| GC/CM: | Lend Lease |
| Date Range: | 4/1/2025 - 6/30/2025 |
| As of : | 45837 |

Lenfest SCHEDULE OF WORKFORCE PARTICIPATION

| Tier | Contractor | MWL | | | | | | | | Total Hours | | | Headcount | | | | | | | | | | | |
|---------------------------|---|-----|----------------|-----|----------------|-----|----------------|-----|----------------|-------------|----------------|-----|----------------|-----|----------------|-----------|----------------|---------|----|----------------|----|----------------|----|----|
| | | M | | W | | L | | MW | | ML | | WL | | MWL | | Total MWL | | Non-MWL | | Total | | | | |
| | | Hrs | % ¹ | Hrs | % ¹ | Hrs | % ¹ | Hrs | % ¹ | Hrs | % ¹ | Hrs | % ¹ | Hrs | % ¹ | Hrs | % ¹ | Hrs | # | % ¹ | # | % ¹ | # | |
| Tier II | 3L & Company Inc Ceramic Tile | 0 | 0% | 0 | 0% | 0 | 0% | 0 | 0% | 0 | 0% | 0 | 0% | 0 | 0% | 0 | 0% | 0 | 0 | 0% | 0 | 0% | 0 | 0% |
| | ASR Electric Electrical | 0 | 0% | 0 | 0% | 0 | 0% | 0 | 0% | 0 | 0% | 0 | 0% | 0 | 0% | 0 | 0% | 0 | 0 | 0% | 0 | 0% | 0 | 0% |
| | Champion Metal Glass & Glazing, Snorkel, Millwork | 0 | 0% | 0 | 0% | 0 | 0% | 0 | 0% | 0 | 0% | 0 | 0% | 0 | 0% | 0 | 0% | 0 | 0 | 0% | 0 | 0% | 0 | 0% |
| | Cives Structural Metals | 0 | 0% | 0 | 0% | 0 | 0% | 0 | 0% | 0 | 0% | 0 | 0% | 0 | 0% | 0 | 0% | 0 | 0 | 0% | 0 | 0% | 0 | 0% |
| | Commodore Masonry | 0 | 0% | 0 | 0% | 0 | 0% | 0 | 0% | 0 | 0% | 0 | 0% | 0 | 0% | 0 | 0% | 0 | 0 | 0% | 0 | 0% | 0 | 0% |
| | Creative Construction Services Safety Equipment | 0 | 0% | 0 | 0% | 0 | 0% | 0 | 0% | 0 | 0% | 0 | 0% | 0 | 0% | 0 | 0% | 0 | 0 | 0% | 0 | 0% | 0 | 0% |
| | Eagle Scaffolding Scaffolding, Waterproofing & Roofing | 0 | 0% | 0 | 0% | 0 | 0% | 0 | 0% | 0 | 0% | 0 | 0% | 0 | 0% | 0 | 0% | 0 | 0 | 0% | 0 | 0% | 0 | 0% |
| | Fine Painting & Decorating Company Inc Painting & Instrumentation | 0 | 0% | 0 | 0% | 0 | 0% | 0 | 0% | 0 | 0% | 0 | 0% | 0 | 0% | 0 | 0% | 0 | 0 | 0% | 0 | 0% | 0 | 0% |
| | Giachetti Plumbing & Heating Corp. Plumbing | 0 | 0% | 0 | 0% | 0 | 0% | 0 | 0% | 0 | 0% | 0 | 0% | 0 | 0% | 0 | 0% | 0 | 0 | 0% | 0 | 0% | 0 | 0% |
| | LVC Interiors Inc Window Treatment / Blinds | 0 | 0% | 0 | 0% | 0 | 0% | 0 | 0% | 0 | 0% | 0 | 0% | 0 | 0% | 0 | 0% | 0 | 0 | 0% | 0 | 0% | 0 | 0% |
| | Metropolitan Enterprises Hoist/Bridges/Scaffold | 0 | 0% | 0 | 0% | 0 | 0% | 0 | 0% | 0 | 0% | 0 | 0% | 0 | 0% | 0 | 0% | 0 | 0 | 0% | 0 | 0% | 0 | 0% |
| | Nets That Work Safety Equipment | 0 | 0% | 0 | 0% | 0 | 0% | 0 | 0% | 0 | 0% | 0 | 0% | 0 | 0% | 0 | 0% | 0 | 0 | 0% | 0 | 0% | 0 | 0% |
| | Otis Elevators Elevators | 0 | 0% | 0 | 0% | 0 | 0% | 0 | 0% | 0 | 0% | 0 | 0% | 0 | 0% | 0 | 0% | 0 | 0 | 0% | 0 | 0% | 0 | 0% |
| | PAL Environmental Spray Fireproofing | 0 | 0% | 0 | 0% | 0 | 0% | 0 | 0% | 0 | 0% | 0 | 0% | 0 | 0% | 0 | 0% | 0 | 0 | 0% | 0 | 0% | 0 | 0% |
| | PGS Millwork Millwork | 0 | 0% | 0 | 0% | 0 | 0% | 0 | 0% | 0 | 0% | 0 | 0% | 0 | 0% | 0 | 0% | 0 | 0 | 0% | 0 | 0% | 0 | 0% |
| | Platinum Terrazzo, Inc. Fluid-Applied Flooring | 0 | 0% | 0 | 0% | 0 | 0% | 0 | 0% | 0 | 0% | 0 | 0% | 0 | 0% | 0 | 0% | 0 | 0 | 0% | 0 | 0% | 0 | 0% |
| | RCC Concrete Corp Above Grade Concrete | 0 | 0% | 0 | 0% | 0 | 0% | 0 | 0% | 0 | 0% | 0 | 0% | 0 | 0% | 0 | 0% | 0 | 0 | 0% | 0 | 0% | 0 | 0% |
| | Re:Source New Jersey Resilient Flooring & Base | 0 | 0% | 0 | 0% | 0 | 0% | 0 | 0% | 0 | 0% | 0 | 0% | 0 | 0% | 0 | 0% | 0 | 0 | 0% | 0 | 0% | 0 | 0% |
| | Sirina Fire Protection Corp Fire Protection Systems | 0 | 0% | 0 | 0% | 0 | 0% | 0 | 0% | 0 | 0% | 0 | 0% | 0 | 0% | 0 | 0% | 0 | 0 | 0% | 0 | 0% | 0 | 0% |
| | Trystate Burns Mechanical HVAC Systems | 0 | 0% | 0 | 0% | 0 | 0% | 0 | 0% | 0 | 0% | 0 | 0% | 0 | 0% | 0 | 0% | 0 | 0 | 0% | 0 | 0% | 0 | 0% |
| | United Drilling Drilling | 0 | 0% | 0 | 0% | 0 | 0% | 0 | 0% | 0 | 0% | 0 | 0% | 0 | 0% | 0 | 0% | 0 | 0 | 0% | 0 | 0% | 0 | 0% |
| | Westchester Metal Works Metal Stairs | 0 | 0% | 0 | 0% | 0 | 0% | 0 | 0% | 0 | 0% | 0 | 0% | 0 | 0% | 0 | 0% | 0 | 0 | 0% | 0 | 0% | 0 | 0% |
| | Woodworks Construction Drywall | 0 | 0% | 0 | 0% | 0 | 0% | 0 | 0% | 0 | 0% | 0 | 0% | 0 | 0% | 0 | 0% | 0 | 0 | 0% | 0 | 0% | 0 | 0% |
| Total Hours | | 0 | | 62 | | 0 | | 0 | | 0 | | 0 | | 0 | | 0 | | 0 | 0 | | 0 | | 0 | |
| Overall % of Total | | 0% | | 0% | | 0% | | 0% | | 0% | | 0% | | 0% | | 0% | | 0% | 0% | | 0% | | 0% | |

* Denotes active contractors

¹ Denotes percentages of the individual MWL designation to the total workforce hours or total headcount

University Forum

SCHEDULE OF MINORITY/WOMEN/LOCAL OWNED BUSINESS PARTICIPATION UTILIZATION PLAN

(No substitutions may be made on this submission except by prior written approval by Owner)

Schedule M1

| | | | |
|--------------------|-------------------------------------|----------------------------------|---------------------------|
| Owner Name: | Columbia University | Project: University Forum | |
| Address: | 410 West 118th Street, NY, NY 10027 | Telephone: | |
| As of Date: | 6/30/2025 | Project Start: 12/1/2015 | Project End: Final |

| OWNER | | | | | | |
|---------------------|-----------------|----------------|-------|------------------------------|--|----------------------------------|
| Name | MWL Designation | Joint Venture? | Trade | Original Plan Amount \$'s | Current Plan Amount (incl CO's) \$'s | Total Payment to Date \$'s |
| Columbia University | NON | No | Owner | | | \$ 83,457,414 |

| DIRECT SPEND VENDORS (Tier I) | | | | | | | | |
|---|-----------------|----------------|--------------|----------|-----------------------------------|--|----------------------------------|---------------|
| Name/Address/Phone # (if available) otherwise enter Trade | MWL Designation | Joint Venture? | Trade | Awarded? | Original Plan Amount \$'s | Current Plan Amount (incl CO's) \$'s | Total Payment to Date \$'s | |
| NON: | | | | | | | | |
| Skanska | NON | No | Construction | Yes | \$ 69,564,624 | \$ 83,457,414 | \$ 83,457,414 | |
| | | | | | | | | |
| | | | | | | | | |
| | | | | | | | | |
| | | | | | | | | |
| | | | | | | | | |
| | | | | | | | | |
| | | | | | | | | |
| | | | | | | | | |
| | | | | | | | | |
| | | | | | | | | |
| | | | | | | | | |
| | | | | | | | | |
| | | | | | | | | |
| | | | | | | | | |
| | | | | | | | | |
| | | | | | | | | |
| | | | | | | | | |
| | | | | | | | | |
| | | | | | | | | |
| | | | | | Direct Spend Grand Total | \$ 69,564,624 | \$ 83,457,414 | \$ 83,457,414 |
| | | | | | MWL Direct Spend Total | \$ - | \$ - | \$ - |
| | | | | | Non-MWL Direct Spend Total | \$ 69,564,624 | \$ 83,457,414 | \$ 83,457,414 |
| | | | | | MWL % of Total | 0% | 0% | 0% |

If there is no Original Plan then vendors were paid on an as-needed basis or vendors were contracted after the Original Plan

Date: 6/30/2025

SCHEDULE OF MINORITY/WOMEN/LOCAL OWNED BUSINESS PARTICIPATION UTILIZATION PLAN

(No substitutions may be made on this submission except by prior written approval by Owner)

Schedule M2

| | | | |
|----------------------|---|-----------------------|------------------|
| Company Name: | Skanska | Project: | University Forum |
| Trade: | Construction Management | Contract: | Trades |
| Address: | 659 West 131st Street, New York, NY 10027 | Telephone: | 347-918-7871 |
| As of Date: | 6/30/2025 | Project Start: | 12/1/2015 |
| | | Project End: | Final |

| COMPANY (Tier I) | | | | | | |
|-------------------------|-----------------|----------------|-------------------------|------------------------------|--|----------------------------------|
| Name | MWL Designation | Joint Venture? | Trade | Original Plan Amount \$'s | Current Plan Amount (incl CO's) \$'s | Total Payment to Date \$'s |
| Skanska | NON | No | Construction Management | \$ 69,564,624 | \$ 83,457,414 | \$ 83,457,414 |

| SUBCONTRACTORS (Tier II) | | | | | | | |
|---|-----------------|----------------|-------------------------------|------------------------------|------------------------------|--|----------------------------------|
| Name/Address/Phone # (if available) otherwise enter Trade | MWL Designation | Joint Venture? | Trade | Awarded? | Original Plan Amount \$'s | Current Plan Amount (incl CO's) \$'s | Total Payment to Date \$'s |
| MWL: | | | | | | | |
| A Tech Electric Enterprise Inc | M-ESD | No | Electric | Yes | \$ 7,109,178 | \$ 8,564,523 | \$ 8,564,523 |
| A Tech Electric Enterprise Inc | M-ESD | No | Electric | Yes | \$ 4,144,000 | \$ 4,228,167 | \$ 4,228,167 |
| Ashlar Construction LLC | M-ESD | No | Masonry | Yes | \$ 1,200,000 | \$ 1,152,376 | \$ 1,152,376 |
| Garcia Marble & Tile | M-ESD | No | Tiling | Yes | \$ 310,000 | \$ 329,549 | \$ 329,549 |
| Giachetti Plumbing & Heating | L | No | Plumbing | Yes | \$ 1,162,300 | \$ 1,280,551 | \$ 1,280,551 |
| Turtle & Hughes | W-ESD | No | | Yes | \$ 249,460 | \$ 262,710 | \$ 262,710 |
| Crown Sign Systems Inc | W-ESD | No | Signage | Yes | \$ 144,643 | \$ 206,910 | \$ 206,910 |
| Locker Lady | W-ESD | No | Toilet Accessories | Yes | \$ 48,810 | \$ 49,418 | \$ 49,418 |
| | | | | | | | |
| NON: | | | | | | | |
| ARI Products Inc | NON | No | Access Flooring | Yes | \$ 174,000 | \$ 198,282 | \$ 198,282 |
| Bamco Inc | NON | No | Metal Panels | Yes | \$ 470,000 | \$ 745,557 | \$ 745,557 |
| Barrett Inc | NON | No | Roofing | Yes | \$ 1,200,000 | \$ 1,355,000 | \$ 1,355,000 |
| Betons Prefabriques Du Lac Inc | NON | No | Precasts | Yes | \$ 1,200,000 | \$ 3,283,305 | \$ 3,283,305 |
| Champion Metal & Glass Inc | NON | No | Interior Glass Partitions | Yes | \$ 2,995,000 | \$ 869,939 | \$ 869,939 |
| Cord Contracting | NON | No | Millwork | Yes | \$ 5,000,000 | \$ 6,396,653 | \$ 6,396,653 |
| Current Fire Protection | NON | No | Fire Protection | Yes | \$ 565,000 | \$ 647,500 | \$ 647,500 |
| Daniel Teutul DBA Orange County Iron Works | NON | No | Structural Steel | Yes | \$ 4,497,000 | \$ 6,810,745 | \$ 6,810,745 |
| Decorating with Fabric | NON | No | Window Treatment | Yes | \$ 237,500 | \$ 258,975 | \$ 258,975 |
| Delphi Plumbing | NON | No | Plumbing | Yes | \$ 8,000 | \$ 11,328 | \$ 11,328 |
| Fromkin Brothers | NON | No | Painting | Yes | \$ 280,000 | \$ 596,187 | \$ 596,187 |
| Fromkin Brothers | NON | No | Polished Concrete | Yes | \$ 365,000 | \$ 319,511 | \$ 319,511 |
| Gil Bar Industries | NON | No | HVAC Equipment | Yes | \$ 327,000 | \$ 321,762 | \$ 321,762 |
| Josef Gartner - Permasteelisa North America | NON | No | Curtain Wall & Storefront | Yes | \$ 9,800,000 | \$ 10,798,081 | \$ 10,798,081 |
| Holden & Flynn Universal | NON | No | Millwork | Yes | \$ 298,000 | \$ 506,232 | \$ 506,232 |
| Island Diversified | NON | No | Spray on Thermal & Fire Proof | Yes | \$ 387,000 | \$ 496,042 | \$ 496,042 |
| Jezet Seating | NON | No | Auditorium | Yes | \$ 250,000 | \$ 257,172 | \$ 257,172 |
| Long Island Fireproof Door | NON | No | Doors, Frames & Hardware | Yes | \$ 161,000 | \$ 219,132 | \$ 219,132 |
| Nouveau Elevator Industries Inc | NON | No | Elevators | Yes | \$ 1,869,000 | \$ 2,021,615 | \$ 2,021,615 |
| Pyramid Floor Covering Inc | NON | No | Flooring | Yes | \$ 310,000 | \$ 380,733 | \$ 380,733 |
| Ruttura & Sons Co Inc | NON | No | Excavation/Foundation | Yes | \$ 9,542,100 | \$ 10,873,323 | \$ 10,873,323 |
| Ruttura & Sons Co Inc | NON | No | Elevated Slabs on Deck | Yes | \$ 1,038,000 | \$ 1,235,260 | \$ 1,235,260 |
| Transcontinental Steel | NON | No | Misc Metals | Yes | \$ 1,129,413 | \$ 1,569,615 | \$ 1,569,615 |
| United Air Conditioning | NON | No | HVAC | Yes | \$ 6,697,000 | \$ 7,589,761 | \$ 7,589,761 |
| Centron Enterprises | NON | No | Epoxy Flooring | Yes | \$ 17,920 | \$ 17,920 | \$ 17,920 |
| Haywood-Berk Floor | NON | No | Wood Flooring | Yes | \$ 310,000 | \$ 267,882 | \$ 267,882 |
| Modulo 3 Corporation DBA Unifor | NON | No | Interior Glass Partitions | Yes | \$ 655,000 | \$ 746,292 | \$ 746,292 |
| McKeon Door East | NON | No | Overhead Doors | Yes | \$ 230,000 | \$ 220,000 | \$ 220,000 |
| Clean Tech | NON | No | Final Cleaning | Yes | \$ 129,350 | \$ 139,676 | \$ 139,676 |
| Singer Equipment Company Inc | NON | No | Food Service Equipment | Yes | \$ 80,198 | \$ 122,089 | \$ 122,089 |
| Steven Dubner Landscaping Inc | NON | No | Landscaping | Yes | \$ 389,500 | \$ 419,957 | \$ 419,957 |
| | | | | | | | |
| | | | | Tier II Grand Total | \$ 64,980,372 | \$ 75,769,730 | \$ 75,769,730 |
| | | | | MWL Tier II Total | \$ 14,368,391 | \$ 16,074,204 | \$ 16,074,204 |
| | | | | Non-MWL Tier II Total | \$ 50,611,981 | \$ 59,695,526 | \$ 59,695,526 |
| | | | | MWL % of Tier I | 21% | 19% | 19% |

If there is no Original Plan then vendors were paid on an as-needed basis or vendors were contracted after the Original Plan

Date: 6/30/2025

SCHEDULE OF MINORITY/WOMEN/LOCAL OWNED BUSINESS PARTICIPATION UTILIZATION PLAN
 (No substitutions may be made on this submission except by prior written approval by Owner)

Schedule M2

| | | | |
|----------------------|---|-----------------------|--------------------|
| Company Name: | Skanska | Project: | University Forum |
| Trade: | Construction Management | Contract: | General Conditions |
| Address: | 659 West 131st Street, New York, NY 10027 | Telephone: | 347-918-7871 |
| As of Date: | 6/30/2025 | Project Start: | 12/1/2015 |
| | | Project End: | Final |

| COMPANY (Tier I) | | | | | | |
|------------------|-----------------|----------------|-------------------------|------------------------------|--|----------------------------------|
| Name | MWL Designation | Joint Venture? | Trade | Original Plan Amount \$'s | Current Plan Amount (incl CO's) \$'s | Total Payment to Date \$'s |
| Skanska | NON | No | Construction Management | \$ 69,564,624 | \$ 83,457,414 | \$ 83,457,414 |

| SUBCONTRACTORS (Tier II) | | | | | | | | |
|---|-----------------|----------------|------------------------------------|----------|------------------------------|--|----------------------------------|--------------|
| Name/Address/Phone # (if available) otherwise enter Trade | MWL Designation | Joint Venture? | Trade | Awarded? | Original Plan Amount \$'s | Current Plan Amount (incl CO's) \$'s | Total Payment to Date \$'s | |
| MWL: | | | | | | | | |
| Velez Organization | M-ESD | No | Construction Management | Yes | \$ - | \$ 497,823 | \$ 497,823 | |
| The Olympic Glove & Safety Co Inc | W-ESD | No | Vendor | Yes | \$ - | \$ 2,684 | \$ 2,684 | |
| Deb Romain | MW-ESD | No | Vendor | Yes | \$ - | \$ 7,044 | \$ 7,044 | |
| Outsource Consultants | M | No | Expediting | Yes | \$ - | \$ 209,295 | \$ 209,295 | |
| Carter, Milchman & Frank | W-ESD | No | Vendor | Yes | \$ - | \$ 28,165 | \$ 28,165 | |
| Pestrol Inc | MWL-ESD | No | Surveyor | Yes | \$ - | \$ 11,085 | \$ 11,085 | |
| 50 States Engineering Corp. | W | No | Surveyor | Yes | \$ - | \$ 29,936 | \$ 29,936 | |
| Eddington Security Inc | MW-ESD | No | Security | Yes | \$ - | \$ 418,739 | \$ 418,739 | |
| Basu Technology Inc | M-ESD | No | Scheduling | Yes | \$ - | \$ 13,050 | \$ 13,050 | |
| JT Hicks Associates | M-ESD | No | Construction and Civil Engineering | Yes | \$ - | \$ 337,003 | \$ 337,003 | |
| NON: | | | | | | | | |
| United Rentals (North America) Inc. | NON | No | Supply Vendor | Yes | \$ - | \$ 95,900 | \$ 95,900 | |
| Gams Power Tools & Supplies | NON | No | Supply Vendor | Yes | \$ - | \$ 113,615 | \$ 113,615 | |
| Safway Intermediate Holding DBS Safway Atlantic | NON | No | Scaffolding | Yes | \$ - | \$ 733,712 | \$ 733,712 | |
| Modspace | NON | No | Trailer Rental | Yes | \$ - | \$ 71,610 | \$ 71,610 | |
| CDW Direct | NON | No | | Yes | \$ - | \$ 1,739 | \$ 1,739 | |
| Prolink Construction Companies | NON | No | | Yes | \$ - | \$ 4,200 | \$ 4,200 | |
| Callahead | NON | No | Temporary Toilets | Yes | \$ - | \$ 40,430 | \$ 40,430 | |
| AON Risk Services Northeast Inc. | NON | No | Temporary Toilets | Yes | \$ - | \$ 8,309 | \$ 8,309 | |
| Victor Fire Protection | NON | No | Fire Safety Vendor | Yes | \$ - | \$ 2,250 | \$ 2,250 | |
| Colony Hardware Corporation | NON | No | Supply Vendor | Yes | \$ - | \$ 9,800 | \$ 9,800 | |
| Fastsigns International Inc. | NON | No | Supply Vendor | Yes | \$ - | \$ 512 | \$ 512 | |
| Geocomp | NON | No | Noise Consultant | Yes | \$ - | \$ 30,300 | \$ 30,300 | |
| New Age Reprographics, LLC | NON | No | | Yes | \$ - | \$ 158 | \$ 158 | |
| HR Direct | NON | No | | Yes | \$ - | \$ 228 | \$ 228 | |
| Crystal Springs Water Supplier | NON | No | Water Supplier | Yes | \$ - | \$ 6,639 | \$ 6,639 | |
| East Coast Metrology | NON | No | | Yes | \$ - | \$ 902 | \$ 902 | |
| Atlantic Tomorrows | NON | No | | Yes | \$ - | \$ 25,518 | \$ 25,518 | |
| Cardella Trucking Company Inc. | NON | No | Waste Haulage | Yes | \$ - | \$ 15,812 | \$ 15,812 | |
| Rent A Fence | NON | No | Fence Rental | Yes | \$ - | \$ 9,507 | \$ 9,507 | |
| Taylor Oil Company Inc. | NON | No | Fuel Vendor | Yes | \$ - | \$ 4,147 | \$ 4,147 | |
| Architectural Testing DBA Intertek | NON | No | Testing Agency | Yes | \$ - | \$ 14,675 | \$ 14,675 | |
| Hillti Inc. | NON | No | Supply Vendor | Yes | \$ - | \$ 4,000 | \$ 4,000 | |
| Sunbelt Rentals | NON | No | Rental Vendor | Yes | \$ - | \$ 108,480 | \$ 108,480 | |
| CHS Medirian US Finance LTD. | NON | No | | Yes | \$ - | \$ 12,450 | \$ 12,450 | |
| Control Point Associates | NON | No | Surveyor | Yes | \$ - | \$ 20,400 | \$ 20,400 | |
| Microdesk Inc. | NON | No | | Yes | \$ - | \$ 42,500 | \$ 42,500 | |
| | | | | | Tier II Grand Total | \$ - | \$ 2,932,617 | \$ 2,932,617 |
| | | | | | MWL Tier II Total | \$ - | \$ 1,554,824 | \$ 1,554,824 |
| | | | | | Non-MWL Tier II Total | \$ - | \$ 1,377,793 | \$ 1,377,793 |
| | | | | | MWL % of Tier II | 0% | 2% | 2% |

If there is no Original Plan then vendors were paid on an as-needed basis or vendors were contracted after the Original Plan

Date: 6/30/2025

SCHEDULE OF MINORITY/WOMEN/LOCAL OWNED BUSINESS PARTICIPATION UTILIZATION PLAN

(No substitutions may be made on this submission except by prior written approval by Owner)

Schedule M3

| | | | |
|----------------------|--|-----------------------|------------------|
| CM Name: | Skanska | Project: | University Forum |
| Company Name: | Ruttura & Sons Co Inc | Contract: | |
| Trade: | Elevated Slabs on Deck | Telephone: | 631-454-0291 |
| Address: | 200 Cabot Street, West Babylon, NY 11704 | Project Start: | 12/1/2015 |
| As of Date: | 6/30/2025 | Project End: | In Progress |

| COMPANY (Tier II) | | | | | | |
|-----------------------|-----------------|----------------|------------------------|------------------------------|--|----------------------------------|
| Name | MWL Designation | Joint Venture? | Trade | Original Plan Amount \$'s | Current Plan Amount (incl CO's) \$'s | Total Payment to Date \$'s |
| Ruttura & Sons Co Inc | NON | No | Elevated Slabs on Deck | \$ 1,038,000 | \$ 1,235,260 | \$ 1,235,260 |

| SUBCONTRACTORS (Tier III) | | | | | | | | |
|---|-----------------|----------------|-------------------|----------|-------------------------------|--|----------------------------------|-------------------|
| Name/Address/Phone # (if available) otherwise enter Trade | MWL Designation | Joint Venture? | Trade | Awarded? | Original Plan Amount \$'s | Current Plan Amount (incl CO's) \$'s | Total Payment to Date \$'s | |
| MWL: | | | | | | | | |
| CGS Rebar Inc | W-ESD | No | Install Rebar | Yes | \$ 107,036 | \$ 107,036 | \$ 107,036 | |
| Madeline Lulley | W-ESD | No | Rebar Detailer | Yes | \$ 800 | \$ 1,480 | \$ 1,480 | |
| Our Rental Pumps | W-ESD | No | Pump Rental | Yes | \$ 7,621 | \$ 14,643 | \$ 14,643 | |
| NON: | | | | | | | | |
| USC Jenna | NON | No | | 62 Yes | \$ 99,478 | \$ 99,478 | \$ 99,478 | |
| Barker Steel | NON | No | Rebar Supplier | Yes | \$ 28,674 | \$ 29,046 | \$ 29,046 | |
| US Concrete | NON | No | Concrete Supplier | Yes | \$ 96,835 | \$ 96,835 | \$ 96,835 | |
| | | | | | Tier III Grand Total | \$ 340,444 | \$ 348,518 | \$ 348,518 |
| | | | | | MWL Tier III Total | \$ 115,457 | \$ 123,159 | \$ 123,159 |
| | | | | | Non-MWL Tier III Total | \$ 224,987 | \$ 225,359 | \$ 225,359 |
| | | | | | MWL % of Tier II | 11% | 10% | 10% |

If there is no Original Plan then vendors were paid on an as-needed basis or vendors were contracted after the Original Plan

Date: 6/30/2025

SCHEDULE OF MINORITY/WOMEN/LOCAL OWNED BUSINESS PARTICIPATION UTILIZATION PLAN

(No substitutions may be made on this submission except by prior written approval by Owner)

Schedule M3

| | |
|--|----------------------------------|
| CM Name: Skanska | Project: University Forum |
| Company Name: United Air Conditioning | Contract: |
| Trade: HVAC | Telephone: 718-893-6700 |
| Address: 27-20 Skillman Ave. Long Island City, NY 11101 | Project Start: 12/1/2015 |
| As of Date: 6/30/2025 | Project End: Final |

COMPANY (Tier II)

| Name | MWL Designation | Joint Venture? | Trade | Original Plan Amount \$'s | Current Plan Amount (incl CO's) \$'s | Total Payment to Date \$'s |
|-------------------------|-----------------|----------------|-------|------------------------------|--|----------------------------------|
| United Air Conditioning | NON | No | HVAC | \$ 6,697,000 | \$ 7,589,761 | \$ 7,589,761 |

SUBCONTRACTORS (Tier III)

| Name/Address/Phone # (if available) otherwise enter Trade | MWL Designation | Joint Venture? | Trade | Awarded? | Original Plan Amount \$'s | Current Plan Amount (incl CO's) \$'s | Total Payment to Date \$'s |
|---|-----------------|----------------|------------|----------|------------------------------|--|----------------------------------|
| MWL: | | | | | | | |
| Center Sheet Metal | W-ESD | No | Sheetmetal | Yes | \$ 1,736,000 | \$ 1,736,000 | \$ 1,736,000 |
| | | | | | | | |
| | | | | | | | |
| | | | | | | | |
| | | | | | | | |
| | | | | | | | |
| | | | | | | | |
| | | | | | | | |
| | | | | | | | |
| | | | | | | | |
| | | | | | | | |
| | | | | | | | |
| | | | | | | | |
| | | | | | | | |
| | | | | | | | |
| | | | | | | | |
| | | | | | | | |
| | | | | | | | |
| | | | | | | | |
| | | | | | | | |
| | | | | | | | |
| | | | | | | | |
| | | | | | | | |
| | | | | | | | |
| | | | | | | | |
| | | | | | | | |
| | | | | | | | |
| | | | | | | | |
| | | | | | | | |
| | | | | | | | |
| | | | | | | | |
| | | | | | | | |
| | | | | | | | |
| | | | | | | | |
| | | | | | | | |
| | | | | | | | |
| | | | | | | | |
| | | | | | | | |
| | | | | | | | |
| | | | | | | | |
| | | | | | | | |
| | | | | | | | |
| | | | | | | | |
| Tier III Grand Total | | | | | \$ 1,736,000 | \$ 1,736,000 | \$ 1,736,000 |
| MWL Tier III Total | | | | | \$ 1,736,000 | \$ 1,736,000 | \$ 1,736,000 |
| Non-MWL Tier III Total | | | | | \$ - | \$ - | \$ - |
| MWL % of Tier II | | | | | 26% | 23% | 23% |

If there is no Original Plan then vendors were paid on an as-needed basis or vendors were contracted after the Original Plan

Date: 6/30/2025

SCHEDULE OF MINORITY/WOMEN/LOCAL OWNED BUSINESS PARTICIPATION UTILIZATION PLAN
 (No substitutions may be made on this submission except by prior written approval by Owner)

Schedule M3

CM Name: Skanska
Company Name: Transcontinental Steel **Project:** University Forum
Trade: Misc Metals **Contract:**
Address: 27-20 Skillman Ave. Long Island City, NY 11101 **Telephone:** 718-893-6700
As of Date: 6/30/2025 **Project Start:** 12/1/2015 **Project End:** Final

| COMPANY (Tier II) | | | | | | |
|--------------------------|-----------------|----------------|-------------|------------------------------|--|----------------------------------|
| Name | MWL Designation | Joint Venture? | Trade | Original Plan Amount \$'s | Current Plan Amount (incl CO's) \$'s | Total Payment to Date \$'s |
| Transcontinental Steel | NON | No | Misc Metals | \$ 1,129,413 | \$ 1,569,615 | \$ 1,569,615 |

| SUBCONTRACTORS (Tier III) | | | | | | | |
|---|-----------------|----------------|----------|----------|------------------------------|--|----------------------------------|
| Name/Address/Phone # (if available) otherwise enter Trade | MWL Designation | Joint Venture? | Trade | Awarded? | Original Plan Amount \$'s | Current Plan Amount (incl CO's) \$'s | Total Payment to Date \$'s |
| MWL: | | | | | | | |
| Anvil Iron Works | M-ESD | No | Ironwork | Yes | \$ 230,000 | \$ 642,237 | \$ 642,237 |
| | | | | | | | |
| | | | | | | | |
| | | | | | | | |
| | | | | | | | |
| | | | | | | | |
| | | | | | | | |
| | | | | | | | |
| | | | | | | | |
| | | | | | | | |
| | | | | | | | |
| | | | | | | | |
| | | | | | | | |
| | | | | | | | |
| | | | | | | | |
| | | | | | | | |
| | | | | | | | |
| | | | | | | | |
| | | | | | | | |
| | | | | | | | |
| | | | | | | | |
| | | | | | | | |
| | | | | | | | |
| | | | | | | | |
| | | | | | | | |
| | | | | | | | |
| | | | | | | | |
| | | | | | | | |
| | | | | | | | |
| | | | | | | | |
| | | | | | | | |
| | | | | | | | |
| | | | | | | | |
| | | | | | | | |
| | | | | | | | |
| | | | | | | | |
| | | | | | | | |
| | | | | | | | |
| | | | | | | | |
| | | | | | | | |
| | | | | | | | |
| | | | | | | | |
| | | | | | | | |
| | | | | | | | |
| | | | | | | | |
| | | | | | | | |
| | | | | | | | |
| | | | | | | | |
| Tier III Grand Total | | | | | \$ 230,000 | \$ 642,237 | \$ 642,237 |
| MWL Tier III Total | | | | | \$ 230,000 | \$ 642,237 | \$ 642,237 |
| Non-MWL Tier III Total | | | | | \$ - | \$ - | \$ - |
| MWL % of Tier II | | | | | 20% | 41% | 41% |

If there is no Original Plan then vendors were paid on an as-needed basis or vendors were contracted after the Original Plan

Date: 6/30/2025

GC/CM: Skanska
 Date Range: 8/1/2008 - 6/30/2025
 As of: 45837

University Forum SCHEDULE OF WORKFORCE PARTICIPATION

| Tier | Contractor | M | | W | | L | | MW | | ML | | WL | | MWL | | Total MWL | | | Non-MWL | | | Total Hours | | | Headcount | | | | | | | | | | | |
|---------------------------|--|----------------|----------------|------------|----------------|------------|----------------|--------------|----------------|--------------|----------------|-----------|----------------|------------|----------------|----------------|----------------|---------------|----------------|----------------|----------------|-------------|----------------|------|----------------|---|----------------|---|----------------|---|----------------|--|--|--|--|--|
| | | Hrs | % ¹ | Hrs | % ¹ | Hrs | % ¹ | Hrs | % ¹ | Hrs | % ¹ | Hrs | % ¹ | Hrs | % ¹ | Hrs | % ¹ | Hrs | % ¹ | Hrs | % ¹ | Hrs | % ¹ | # | % ¹ | # | % ¹ | # | % ¹ | # | % ¹ | | | | | |
| Tier II | A Tech Electric Enterprises Inc | 34,252 | 81% | 0 | 0% | 0 | 0% | 1,336 | 3% | 0 | 0% | 0 | 0% | 0 | 0% | 35,588 | 84% | 6,933 | 16% | 42,521 | 39 | 72% | 15 | 28% | 54 | | | | | | | | | | | |
| | Main Switch Electrical | | | | | | | | | | | | | | | | | | | | | | | | | | | | | | | | | | | |
| | ARI Products | 363 | 64% | 0 | 0% | 0 | 0% | 0 | 0% | 0 | 0% | 0 | 0% | 0 | 0% | 363 | 64% | 202 | 36% | 565 | 5 | 83% | 1 | 17% | 6 | | | | | | | | | | | |
| | Access Flooring | | | | | | | | | | | | | | | | | | | | | | | | | | | | | | | | | | | |
| | Ashlar Construction LLC | 5,685 | 50% | 7 | 0% | 8 | 0% | 0 | 0% | 1,225 | 11% | 0 | 0% | 0 | 0% | 6,924 | 61% | 4,465 | 39% | 11,389 | 32 | 68% | 15 | 32% | 47 | | | | | | | | | | | |
| | Masonry | | | | | | | | | | | | | | | | | | | | | | | | | | | | | | | | | | | |
| | Barrett | 3,093 | 74% | 0 | 0% | 0 | 0% | 0 | 0% | 8 | 0% | 0 | 0% | 0 | 0% | 3,101 | 74% | 1,079 | 26% | 4,180 | 38 | 73% | 14 | 27% | 52 | | | | | | | | | | | |
| | Roofing | | | | | | | | | | | | | | | | | | | | | | | | | | | | | | | | | | | |
| | Cord Contracting Co Inc | 4,971 | 31% | 0 | 0% | 0 | 0% | 0 | 0% | 622 | 4% | 0 | 0% | 310 | 2% | 5,903 | 37% | 10,250 | 63% | 16,152 | 17 | 26% | 49 | 74% | 66 | | | | | | | | | | | |
| | Millwork | | | | | | | | | | | | | | | | | | | | | | | | | | | | | | | | | | | |
| | Crown Sign Systems | 0 | 0% | 0 | 0% | 0 | 0% | 0 | 0% | 0 | 0% | 0 | 0% | 0 | 0% | 0 | 0% | 8 | 100% | 8 | 0 | 0% | 1 | 100% | 1 | | | | | | | | | | | |
| | Signage | | | | | | | | | | | | | | | | | | | | | | | | | | | | | | | | | | | |
| | Current Fire Protection Inc | 1,471 | 42% | 0 | 0% | 0 | 0% | 0 | 0% | 42 | 1% | 0 | 0% | 0 | 0% | 1,513 | 43% | 1,967 | 57% | 3,480 | 8 | 53% | 7 | 47% | 15 | | | | | | | | | | | |
| | Fire Protection | | | | | | | | | | | | | | | | | | | | | | | | | | | | | | | | | | | |
| | Eddington Security | 13,916 | 78% | 0 | 0% | 0 | 0% | 0 | 0% | 3,940 | 22% | 0 | 0% | 0 | 0% | 17,856 | 100% | 0 | 0% | 17,856 | 36 | 100% | 0 | 0% | 36 | | | | | | | | | | | |
| | Security | | | | | | | | | | | | | | | | | | | | | | | | | | | | | | | | | | | |
| | Fromkin Brothers | 1,678 | 42% | 0 | 0% | 113 | 3% | 0 | 0% | 16 | 0% | 0 | 0% | 0 | 0% | 1,807 | 45% | 2,169 | 55% | 3,976 | 16 | 67% | 8 | 33% | 24 | | | | | | | | | | | |
| | Painting | | | | | | | | | | | | | | | | | | | | | | | | | | | | | | | | | | | |
| | Garcia Marble & Tile | 1,628 | 96% | 0 | 0% | 0 | 0% | 0 | 0% | 0 | 0% | 0 | 0% | 0 | 0% | 1,628 | 96% | 70 | 4% | 1,698 | 9 | 90% | 1 | 10% | 10 | | | | | | | | | | | |
| | Tiling | | | | | | | | | | | | | | | | | | | | | | | | | | | | | | | | | | | |
| | Giachetti Plumbing & Heating Corp | 1,793 | 24% | 0 | 0% | 0 | 0% | 116 | 2% | 0 | 0% | 0 | 0% | 0 | 0% | 1,909 | 25% | 5,593 | 75% | 7,502 | 5 | 12% | 36 | 88% | 41 | | | | | | | | | | | |
| | Plumbing | | | | | | | | | | | | | | | | | | | | | | | | | | | | | | | | | | | |
| | McKeon Door East | 240 | 67% | 0 | 0% | 0 | 0% | 0 | 0% | 0 | 0% | 0 | 0% | 0 | 0% | 240 | 67% | 120 | 33% | 360 | 6 | 86% | 1 | 14% | 7 | | | | | | | | | | | |
| | Overhead Doors | | | | | | | | | | | | | | | | | | | | | | | | | | | | | | | | | | | |
| | Orange County Ironworks, LLC | 7,541 | 46% | 0 | 0% | 0 | 0% | 183 | 1% | 0 | 0% | 0 | 0% | 0 | 0% | 7,724 | 47% | 8,569 | 53% | 16,293 | 32 | 38% | 53 | 62% | 85 | | | | | | | | | | | |
| | Structural Steel | | | | | | | | | | | | | | | | | | | | | | | | | | | | | | | | | | | |
| | Pyramid Floor Covering | 175 | 65% | 0 | 0% | 0 | 0% | 0 | 0% | 0 | 0% | 0 | 0% | 0 | 0% | 175 | 65% | 96 | 35% | 271 | 2 | 29% | 5 | 71% | 7 | | | | | | | | | | | |
| | Flooring | | | | | | | | | | | | | | | | | | | | | | | | | | | | | | | | | | | |
| | Ruttura & Sons | 19,645 | 55% | 163 | 0% | 0 | 0% | 0 | 0% | 304 | 1% | 0 | 0% | 0 | 0% | 20,112 | 56% | 15,529 | 44% | 35,640 | 108 | 43% | 145 | 57% | 253 | | | | | | | | | | | |
| | Excavation/Foundation | | | | | | | | | | | | | | | | | | | | | | | | | | | | | | | | | | | |
| | Transcontinental Contracting Inc | 3,763 | 86% | 0 | 0% | 0 | 0% | 0 | 0% | 113 | 3% | 0 | 0% | 0 | 0% | 3,876 | 88% | 515 | 12% | 4,391 | 24 | 86% | 4 | 14% | 28 | | | | | | | | | | | |
| | Misc Metals | | | | | | | | | | | | | | | | | | | | | | | | | | | | | | | | | | | |
| | United Air Conditioning Corp | 5,544 | 55% | 0 | 0% | 0 | 0% | 0 | 0% | 171 | 2% | 0 | 0% | 0 | 0% | 5,715 | 57% | 4,361 | 43% | 10,076 | 12 | 57% | 9 | 43% | 21 | | | | | | | | | | | |
| | HVAC | | | | | | | | | | | | | | | | | | | | | | | | | | | | | | | | | | | |
| Total Hours | | 105,756 | | 170 | | 121 | | 1,635 | | 6,441 | | 0 | | 310 | | 114,431 | | 61,925 | | 176,355 | 389 | | 364 | | 753 | | | | | | | | | | | |
| Overall % of Total | | 60% | | 0% | | 0% | | 1% | | 4% | | 0% | | 0% | | 65% | | 35% | | 100% | 52% | | 48% | | 100% | | | | | | | | | | | |

* Denotes active contractors
 1 Denotes percentages of the individual MWL designation to the total workforce hours or total headcount

| Contractor | Start | End |
|-----------------------------------|------------|------------|
| A Tech Electric Enterprises Inc | 11/23/2016 | 12/31/2018 |
| ARI Products | 4/16/2018 | 12/31/2018 |
| Ashlar Construction LLC | 5/23/2017 | 12/31/2018 |
| Barrett | 1/8/2017 | 12/31/2018 |
| Cord Contracting Co Inc | 7/2/2017 | 12/31/2018 |
| Crown Sign Systems | 6/30/2018 | 12/31/2018 |
| Current Fire Protection Inc | 10/3/2017 | 12/31/2018 |
| Eddington Security Inc | 8/17/2016 | 12/31/2018 |
| Fromkin Brothers | 11/6/2017 | 12/31/2018 |
| Garcia Marble & Tile | 3/18/2018 | 12/31/2018 |
| Giachetti Plumbing & Heating Corp | 11/22/2016 | 12/31/2018 |
| McKeon Door East | 5/11/2018 | 12/31/2018 |
| Orange County Ironworks, LLC | 1/6/2017 | 12/31/2018 |
| Pyramid Floor Covering | 8/7/2018 | 12/31/2018 |
| Ruttura & Sons | 1/4/2016 | 12/31/2018 |
| Transcontinental Contracting Inc | 5/21/2017 | 12/31/2018 |
| United Air Conditioning Corp | 8/22/2017 | 12/31/2018 |

| | |
|-------------|----------------------|
| GC/CM: | Skanska |
| Date Range: | 4/1/2025 - 6/30/2025 |
| As of : | 45837 |

University Forum SCHEDULE OF WORKFORCE PARTICIPATION

| Tier | Contractor | | | | | | | | | Headcount | | | | | | | | | | | | |
|---------------------------|--|-----|----------------|-----|----------------|-----|----------------|-----|----------------|-----------|----------------|-----|----------------|-----|----------------|-------|----------------|----|----------------|----|----|----|
| | | M | | W | | L | | MW | | ML | | WL | | MWL | | Total | | | | | | |
| | | Hrs | % ¹ | Hrs | % ¹ | Hrs | % ¹ | Hrs | % ¹ | Hrs | % ¹ | Hrs | % ¹ | Hrs | % ¹ | Hrs | % ¹ | # | % ¹ | # | | |
| Tier II | A Tech Electric Enterprises Inc Main Switch Electrical | 0 | 0% | 0 | 0% | 0 | 0% | 0 | 0% | 0 | 0% | 0 | 0% | 0 | 0% | 0 | 0% | 0 | 0% | 0 | 0% | 0 |
| | ARI Products Access Flooring | 0 | 0% | 0 | 0% | 0 | 0% | 0 | 0% | 0 | 0% | 0 | 0% | 0 | 0% | 0 | 0% | 0 | 0% | 0 | 0% | 0 |
| | Ashlar Construction LLC Masonry | 0 | 0% | 0 | 0% | 0 | 0% | 0 | 0% | 0 | 0% | 0 | 0% | 0 | 0% | 0 | 0% | 0 | 0% | 0 | 0% | 0 |
| | Barrett Roofing | 0 | 0% | 0 | 0% | 0 | 0% | 0 | 0% | 0 | 0% | 0 | 0% | 0 | 0% | 0 | 0% | 0 | 0% | 0 | 0% | 0 |
| | Cord Contracting Co Inc Millwork | 0 | 0% | 0 | 0% | 0 | 0% | 0 | 0% | 0 | 0% | 0 | 0% | 0 | 0% | 0 | 0% | 0 | 0% | 0 | 0% | 0 |
| | Crown Sign Systems Signage | 0 | 0% | 0 | 0% | 0 | 0% | 0 | 0% | 0 | 0% | 0 | 0% | 0 | 0% | 0 | 0% | 0 | 0% | 0 | 0% | 0 |
| | Current Fire Protection Inc Fire Protection | 0 | 0% | 0 | 0% | 0 | 0% | 0 | 0% | 0 | 0% | 0 | 0% | 0 | 0% | 0 | 0% | 0 | 0% | 0 | 0% | 0 |
| | Eddington Security Inc Security | 0 | 0% | 0 | 0% | 0 | 0% | 0 | 0% | 0 | 0% | 0 | 0% | 0 | 0% | 0 | 0% | 0 | 0% | 0 | 0% | 0 |
| | Fromkin Brothers Painting | 0 | 0% | 0 | 0% | 0 | 0% | 0 | 0% | 0 | 0% | 0 | 0% | 0 | 0% | 0 | 0% | 0 | 0% | 0 | 0% | 0 |
| | Garcia Marble & Tile Tiling | 0 | 0% | 0 | 0% | 0 | 0% | 0 | 0% | 0 | 0% | 0 | 0% | 0 | 0% | 0 | 0% | 0 | 0% | 0 | 0% | 0 |
| | Giachetti Plumbing & Heating Corp Plumbing | 0 | 0% | 0 | 0% | 0 | 0% | 0 | 0% | 0 | 0% | 0 | 0% | 0 | 0% | 0 | 0% | 0 | 0% | 0 | 0% | 0 |
| | McKeon Door East Overhead Doors | 0 | 0% | 0 | 0% | 0 | 0% | 0 | 0% | 0 | 0% | 0 | 0% | 0 | 0% | 0 | 0% | 0 | 0% | 0 | 0% | 0 |
| | Orange County Ironworks, LLC Structural Steel | 0 | 0% | 0 | 0% | 0 | 0% | 0 | 0% | 0 | 0% | 0 | 0% | 0 | 0% | 0 | 0% | 0 | 0% | 0 | 0% | 0 |
| | Pyramid Floor Covering Flooring | 0 | 0% | 0 | 0% | 0 | 0% | 0 | 0% | 0 | 0% | 0 | 0% | 0 | 0% | 0 | 0% | 0 | 0% | 0 | 0% | 0 |
| | Ruttura & Sons Excavation/Foundation | 0 | 0% | 0 | 0% | 0 | 0% | 0 | 0% | 0 | 0% | 0 | 0% | 0 | 0% | 0 | 0% | 0 | 0% | 0 | 0% | 0 |
| | Transcontinental Contracting Inc Misc Metals | 0 | 0% | 0 | 0% | 0 | 0% | 0 | 0% | 0 | 0% | 0 | 0% | 0 | 0% | 0 | 0% | 0 | 0% | 0 | 0% | 0 |
| | United Air Conditioning Corp HVAC | 0 | 0% | 0 | 0% | 0 | 0% | 0 | 0% | 0 | 0% | 0 | 0% | 0 | 0% | 0 | 0% | 0 | 0% | 0 | 0% | 0 |
| Total Hours | | 0 | | 62 | | 0 | | 0 | | 0 | | 0 | | 0 | | 0 | | 0 | | 0 | | 0 |
| Overall % of Total | | 0% | | 0% | | 0% | | 0% | | 0% | | 0% | | 0% | | 0% | | 0% | | 0% | | 0% |

* Denotes active contractors

1 Denotes percentages of the individual MWL designation to the total workforce hours or total headcount

Phase 2 Below Grade

SCHEDULE OF MINORITY/WOMEN/LOCAL OWNED BUSINESS PARTICIPATION UTILIZATION PLAN

(No substitutions may be made on this submission except by prior written approval by Owner)

Schedule M2

| | | |
|----------------------|--|---|
| Company Name: | Lend Lease | Project: Phase 2 Below Grade |
| Trade: | Construction Management | Contract: |
| Address: | 622 West 132nd, 2nd fl, New York, NY 10027 | Telephone: 212-939-9580 |
| As of Date: | 6/30/2025 | Project Start: 10/1/2016 Project End: In Progress |

| COMPANY (Tier I) | | | | | | |
|------------------|-----------------|----------------|-------------------------|---------------------------|--------------------------------------|----------------------------|
| Name | MWL Designation | Joint Venture? | Trade | Original Plan Amount \$'s | Current Plan Amount (incl CO's) \$'s | Total Payment to Date \$'s |
| Lend Lease | NON | No | Construction Management | \$ - | \$ 192,326,362 | \$ 192,326,362 |

| SUBCONTRACTORS (Tier II) | | | | | | | |
|---|-----------------|----------------|------------------|----------|---------------------------|--------------------------------------|----------------------------|
| Name/Address/Phone # (if available) otherwise enter Trade | MWL Designation | Joint Venture? | Trade | Awarded? | Original Plan Amount \$'s | Current Plan Amount (incl CO's) \$'s | Total Payment to Date \$'s |
| MWL: | | | | | | | |
| Civetta Cousins | L | No | Excavation | Yes | \$ - | \$ 62,864,265 | \$ 62,864,265 |
| Civetta Cousins | L | No | Foundation | Yes | \$ - | \$ 76,839,999 | \$ 76,839,999 |
| Eddington Security Inc | MW-ESD | No | Security | Yes | \$ - | \$ 101,285 | \$ 101,285 |
| J. D'Annunzio & Sons, Inc. | M | No | Utility | Yes | \$ - | \$ 6,550,000 | \$ 6,550,000 |
| Johnson Security Bureau Inc | MWL-ESD | No | Security | Yes | \$ - | \$ 1,353,325 | \$ 1,353,325 |
| The McKissack Group Inc | MWL-ESD | No | 62 | Yes | \$ - | \$ 174,218 | \$ 174,218 |
| Roger & Sons Concrete Inc | M | No | Concrete | Yes | \$ - | \$ 9,090,075 | \$ 9,090,075 |
| NON: | | | | | | | |
| Cives Corp | NON | No | Structural Steel | Yes | \$ - | \$ 16,806,000 | \$ 16,806,000 |
| Par Environmental Corp | NON | No | Protection | Yes | \$ - | \$ 434,927 | \$ 434,927 |
| ASR Electrical Contracting Inc | NON | No | Electrical | Yes | \$ - | \$ 1,460,682 | \$ 1,460,682 |
| | | | | | | | |
| | | | | | | | |
| | | | | | | | |
| | | | | | | | |
| | | | | | | | |
| | | | | | | | |

| | | | | |
|---|------------------------------|------|----------------|----------------|
| <i>If there is no Original Plan then vendors were paid on an as-needed basis or vendors were contracted after the Original Plan</i> | Tier II Grand Total | \$ - | \$ 175,674,776 | \$ 175,674,776 |
| | MWL Tier II Total | \$ - | \$ 156,973,167 | \$ 156,973,167 |
| | Non-MWL Tier II Total | \$ - | \$ 18,701,609 | \$ 18,701,609 |
| | MWL % of Tier I | 0% | 82% | 82% |

Date: 6/30/2025

SCHEDULE OF MINORITY/WOMEN/LOCAL OWNED BUSINESS PARTICIPATION UTILIZATION PLAN

Schedule M3

(No substitutions may be made on this submission except by prior written approval by Owner)

| | | | |
|--|--|-------------------------------------|---------------------------------|
| CM Name: Lend Lease | | | |
| Company Name: Civetta Cousins | | Project: Phase 2 Below Grade | |
| Trade: Excavation | | Contract: | |
| Address: 1100 East 156th Street Bronx, NY 10474 | | Telephone: 718-991-5100 | |
| As of Date: 6/30/2025 | | Project Start: 10/1/2016 | Project End: In Progress |

| COMPANY (Tier II) | | | | | | |
|-------------------|-----------------|----------------|------------|------------------------------|--|----------------------------------|
| Name | MWL Designation | Joint Venture? | Trade | Original Plan Amount \$'s | Current Plan Amount (incl CO's) \$'s | Total Payment to Date \$'s |
| Civetta Cousins | L | No | Excavation | \$ 62,864,265 | \$ 62,864,265 | \$ 62,864,265 |

| SUBCONTRACTORS (Tier III) | | | | | | | |
|---|-----------------|----------------|--------------------------------------|----------|------------------------------|--|----------------------------------|
| Name/Address/Phone # (if available) otherwise enter Trade | MWL Designation | Joint Venture? | Trade | Awarded? | Original Plan Amount \$'s | Current Plan Amount (incl CO's) \$'s | Total Payment to Date \$'s |
| MWL: | | | | | | | |
| CFS Steel Co | L | No | Reinforcing Steel Supplier | Yes | \$ 42,120 | \$ 107,809 | \$ 107,809 |
| J&E Industries LLC | W-ESD | No | Reinforcing Steel Installation | Yes | \$ 91,800 | \$ 123,827 | \$ 123,827 |
| JP Hogan Coring | W | No | Saw Cutting & Core Drilling | Yes | \$ 177,965 | \$ 191,908 | \$ 191,908 |
| NON: | | | | | | | |
| Eagle One Roofing Contractors Inc | NON | No | 62 | Yes | \$ 177,900 | \$ 179,381 | \$ 179,381 |
| JJ Rosenberg Electrical Contractors | NON | No | Electrical Contractor | Yes | \$ 425,000 | \$ 503,308 | \$ 503,308 |
| Moretrench American Corp | NON | No | Furnish & Installation of Deep Wells | Yes | \$ 660,000 | \$ 733,875 | \$ 733,875 |
| Moretrench / Hayward Baker Inc | NON | Yes | Installation of Piles and Anchors | Yes | \$ 12,500,000 | \$ 14,345,787 | \$ 14,345,787 |
| | | | | | | | |
| | | | | | | | |
| | | | | | | | |
| | | | | | | | |
| | | | | | | | |
| | | | | | | | |
| | | | | | | | |
| | | | | | | | |
| | | | | | | | |
| | | | | | | | |
| | | | | | | | |
| | | | | | | | |
| | | | | | | | |
| | | | | | | | |
| | | | | | | | |
| | | | | | | | |
| | | | | | | | |
| | | | | | | | |
| | | | | | | | |
| | | | | | | | |
| | | | | | | | |
| | | | | | | | |
| | | | | | | | |
| | | | | | | | |
| | | | | | | | |
| | | | | | | | |
| Tier III Grand Total | | | | | \$ 14,074,785 | \$ 16,185,895 | \$ 16,185,895 |
| MWL Tier III Total | | | | | \$ 311,885 | \$ 423,544 | \$ 423,544 |
| Non-MWL Tier III Total | | | | | \$ 13,762,900 | \$ 15,762,351 | \$ 15,762,351 |
| MWL % of Tier II | | | | | 0% | 1% | 1% |

If there is no Original Plan then vendors were paid on an as-needed basis or vendors were contracted after the Original Plan

SCHEDULE OF MINORITY/WOMEN/LOCAL OWNED BUSINESS PARTICIPATION UTILIZATION PLAN
(No substitutions may be made on this submission except by prior written approval by Owner)

Schedule M3

| | | |
|----------------------|--|-------------------------------------|
| CM Name: | Lend Lease | Project: Phase 2 Below Grade |
| Company Name: | J. D'Annunzio & Sons | Contract: |
| Trade: | Utility General Contractor | Telephone: 732-574-1300 |
| Address: | 3730 Park Ave, South Plainfields, NJ 07080 | Project Start: 10/1/2016 |
| As of Date: | 6/30/2025 | Project End: In Progress |

| COMPANY (Tier II) | | | | | | |
|----------------------|-----------------|----------------|----------------------------|---------------------------|--------------------------------------|----------------------------|
| Name | MWL Designation | Joint Venture? | Trade | Original Plan Amount \$'s | Current Plan Amount (incl CO's) \$'s | Total Payment to Date \$'s |
| J. D'Annunzio & Sons | M | No | Utility General Contractor | \$ 6,550,000 | \$ 6,550,000 | \$ 6,550,000 |

| SUBCONTRACTORS (Tier III) | | | | | | | |
|---|-----------------|----------------|-------------------------------|----------|---------------------------|--------------------------------------|----------------------------|
| Name/Address/Phone # (if available) otherwise enter Trade | MWL Designation | Joint Venture? | Trade | Awarded? | Original Plan Amount \$'s | Current Plan Amount (incl CO's) \$'s | Total Payment to Date \$'s |
| MWL: | | | | | | | |
| Atlantic Concrete Cutting | W-ESD | No | Concrete Cutting/ Coring Sub. | Yes | | \$ 19,044 | \$ 19,044 |
| En-Tech Corp. | MW-ESD | No | CIPP Lining Sub. | Yes | | \$ 106,044 | \$ 106,044 |
| Grandview Waterproofing, Inc. | W | No | Waterproofing Sub. | Yes | | \$ 316,806 | \$ 316,806 |
| Munoz Trucking Corp. | M-ESD | No | Trucking Sub. | Yes | | \$ 313,819 | \$ 313,819 |
| New York Geomatics | M-ESD | No | Survey Sub. | Yes | | \$ 23,531 | \$ 23,531 |
| Rodbusters, Inc. | W | No | | 62 Yes | | \$ 6,844 | \$ 6,844 |
| NON: | | | | | | | |
| Bancker Construction Corp. | NON | No | Gas Sub | Yes | | \$ 155,000 | \$ 155,000 |
| Boyd Mechanical Corp. | NON | No | Plumber Sub. | Yes | | \$ 379,064 | \$ 379,064 |
| Geocomp Corpotation | NON | No | Noise Monitoring Sub. | Yes | | \$ 27,000 | \$ 27,000 |
| National Water Main Cleaning Co. | NON | No | Pipe Cleaning & CCTV Camera | Yes | | \$ 24,521 | \$ 24,521 |
| Roadway Maintenance Contracting Inc. | NON | No | Striping Sub | Yes | | \$ 2,936 | \$ 2,936 |
| Superior Gunite | NON | No | Shortcrete Sub | Yes | | \$ 30,744 | \$ 30,744 |
| Welsbach Electric | NON | No | Electrical Sub | Yes | | \$ 153,300 | \$ 153,300 |
| | | | | | | | |
| | | | | | | | |
| | | | | | | | |
| | | | | | | | |
| | | | | | | | |
| | | | | | | | |
| | | | | | | | |
| | | | | | | | |
| | | | | | | | |
| | | | | | | | |
| | | | | | | | |
| | | | | | | | |
| | | | | | | | |
| | | | | | | | |
| | | | | | | | |
| | | | | | | | |
| | | | | | | | |
| | | | | | | | |
| | | | | | | | |

| | | | | |
|---|-------------------------------|-----------|--------------|--------------|
| <i>If there is no Original Plan then vendors were paid on an as-needed basis or vendors were contracted after the Original Plan</i> | Tier III Grand Total | \$ - | \$ 1,558,653 | \$ 1,558,653 |
| | MWL Tier III Total | \$ - | \$ 786,088 | \$ 786,088 |
| | Non-MWL Tier III Total | \$ - | \$ 772,565 | \$ 772,565 |
| | MWL % of Tier III | 0% | 12% | 12% |

Date: 6/30/2025

SCHEDULE OF MINORITY/WOMEN/LOCAL OWNED BUSINESS PARTICIPATION UTILIZATION PLAN

(No substitutions may be made on this submission except by prior written approval by Owner)

Schedule M3

| | | |
|----------------------|--|---|
| CM Name: | Lend Lease | Project: Phase 2 Below Grade |
| Company Name: | Par Environmental Corp | Contract: |
| Trade: | Protection | Telephone: 854-369-7500 |
| Address: | 313 Spook Rock Road, Suffern, New York 10901 | |
| As of Date: | 6/30/2025 | Project Start: 10/1/2016 Project End: In Progress |

| COMPANY (Tier II) | | | | | | |
|------------------------|-----------------|----------------|------------|------------------------------|--|----------------------------------|
| Name | MWL Designation | Joint Venture? | Trade | Original Plan Amount \$'s | Current Plan Amount (incl CO's) \$'s | Total Payment to Date \$'s |
| Par Environmental Corp | NON | No | Protection | \$ 434,927 | \$ 434,927 | \$ 434,927 |

| SUBCONTRACTORS (Tier III) | | | | | | | |
|---|-----------------|----------------|-------------------------------|----------|------------------------------|--|----------------------------------|
| Name/Address/Phone # (if available) otherwise enter Trade | MWL Designation | Joint Venture? | Trade | Awarded? | Original Plan Amount \$'s | Current Plan Amount (incl CO's) \$'s | Total Payment to Date \$'s |
| NON: | | | | | | | |
| Commodore Construction Corporation | NON | Yes | Concrete Masonry Fireproofing | Yes | \$ 33,672 | \$ 33,672 | \$ 33,672 |
| | | | 62 | | | | |
| | | | | | | | |
| | | | | | | | |
| | | | | | | | |
| | | | | | | | |
| | | | | | | | |
| | | | | | | | |
| | | | | | | | |
| | | | | | | | |
| | | | | | | | |
| | | | | | | | |
| | | | | | | | |
| | | | | | | | |
| | | | | | | | |
| | | | | | | | |
| | | | | | | | |
| | | | | | | | |
| | | | | | | | |
| | | | | | | | |
| | | | | | | | |
| | | | | | | | |
| | | | | | | | |
| | | | | | | | |
| Tier III Grand Total | | | | | \$ 33,672 | \$ 33,672 | \$ 33,672 |
| MWL Tier III Total | | | | | \$ - | \$ - | \$ - |
| Non-MWL Tier III Total | | | | | \$ 33,672 | \$ 33,672 | \$ 33,672 |
| MWL % of Tier II | | | | | 0% | 0% | 0% |

If there is no Original Plan then vendors were paid on an as-needed basis or vendors were contracted after the Original Plan

Date: 6/30/2025

| | |
|-------------|----------------------|
| GC/CM: | Lend Lease |
| Date Range: | 8/1/2008 - 6/30/2025 |
| As of : | 45837 |

Phase 2 Below Grade SCHEDULE OF WORKFORCE PARTICIPATION

| Tier | Contractor | | | | | | | | | | Total Hours | | | Headcount | | | | | | | | | |
|---------------------------|---|----------------|----------------|--------------|----------------|------------|----------------|--------------|----------------|----------------|----------------|----------------|----------------|----------------|----------------|----------------|----------------|----------------|----------------|------------|----------------|------------|-------------|
| | | M | W | L | MW | ML | WL | MWL | Hrs | % ¹ | Hrs | % ¹ | Total Hours | Total MWL | Non-MWL | Total | | | | | | | |
| | | Hrs | % ¹ | Hrs | % ¹ | Hrs | % ¹ | Hrs | % ¹ | Hrs | % ¹ | Hrs | % ¹ | Hrs | % ¹ | Hrs | % ¹ | # | % ¹ | # | % ¹ | # | |
| Tier I (Direct) | Lend Lease (US) Construction LMB Inc Construction Management | 6,165 | 43% | 2,429 | 17% | 8 | 0% | 0 | 0% | 0 | 0% | 0 | 0% | 8,601 | 60% | 5,791 | 40% | 14,392 | 14 | 67% | 7 | 33% | 21 |
| Tier II | ASR Electrical Contracting Inc Electrical | 545 | 22% | 0 | 0% | 0 | 0% | 0 | 0% | 0 | 0% | 0 | 0% | 545 | 22% | 1,886 | 78% | 2,431 | 4 | 18% | 18 | 82% | 22 |
| | ASR Electrical Electrical | 0 | 0% | 0 | 0% | 0 | 0% | 48 | 2% | 0 | 0% | 0 | 0% | 48 | 2% | 1,991 | 98% | 2,039 | 1 | 20% | 4 | 80% | 5 |
| | Cives Steel Street Structures | 7,149 | 15% | 0 | 0% | 0 | 0% | 8 | 0% | 165 | 0% | 0 | 0% | 7,322 | 16% | 39,204 | 84% | 46,526 | 32 | 25% | 98 | 75% | 130 |
| | Civetta Cousins JV, LLC Structural Steel | 9,070 | 39% | 0 | 0% | 0 | 0% | 0 | 0% | 514 | 2% | 0 | 0% | 9,584 | 41% | 13,959 | 59% | 23,542 | 226 | 39% | 356 | 61% | 582 |
| | Civetta Cousins JV Street Structures | 98,589 | 36% | 2,192 | 1% | 368 | 0% | 2,568 | 1% | 3,526 | 1% | 0 | 0% | 107,243 | 39% | 169,744 | 61% | 276,986 | 17 | 38% | 28 | 62% | 45 |
| | J D'Annunzio & Sons Utility | 5,493 | 25% | 86 | 0% | 0 | 0% | 9 | 0% | 8 | 0% | 0 | 0% | 5,596 | 25% | 16,475 | 75% | 22,071 | 135 | 54% | 114 | 46% | 249 |
| | Par Environmental Corporation Protection | 2,283 | 55% | 0 | 0% | 0 | 0% | 16 | 0% | 0 | 0% | 0 | 0% | 2,299 | 55% | 1,875 | 45% | 4,174 | 19 | 54% | 16 | 46% | 35 |
| | Roger & Sons Concrete | 17,957 | 38% | 47 | 0% | 0 | 0% | 192 | 0% | 287 | 1% | 0 | 0% | 18,551 | 39% | 28,824 | 61% | 47,375 | 135 | 43% | 180 | 57% | 315 |
| Total Hours | | 147,250 | | 4,754 | | 376 | | 2,841 | | 4,499 | | 0 | | 159,788 | | 279,746 | | 439,534 | | | | | |
| Overall % of Total | | 34% | | 1% | | 0% | | 1% | | 1% | | 0% | | 36% | | 64% | | 100% | | 42% | | 58% | 100% |

* Denotes active contractors

¹ Denotes percentages of the individual MWL designation to the total workforce hours or total headcount

| Contractor | Start | End |
|--------------------------------|------------|------------|
| ASR Electrical Contracting Inc | 12/6/2017 | 6/6/2020 |
| Cives Steel | 10/8/2016 | 10/12/2019 |
| Civetta Cousins JV | 10/8/2016 | 6/6/2020 |
| J D'Annunzio & Sons | 12/29/2018 | 5/16/2020 |
| Par Environmental Corporation | 5/7/2017 | 10/14/2018 |
| Roger & Sons | 2/27/2018 | 4/9/2019 |

| | |
|-------------|----------------------|
| GC/CM: | Lend Lease |
| Date Range: | 4/1/2025 - 6/30/2025 |
| As of : | 45837 |

Phase 2 Below Grade SCHEDULE OF WORKFORCE PARTICIPATION

| Tier | Contractor | M | | W | | L | | MW | | ML | | WL | | MWL | | Total MWL | | | Non-MWL | | | Total Hours | | | Headcount | | | | | | | |
|---------------------------|---|-----------|----------------|-----------|----------------|-----------|----------------|-----------|----------------|-----------|----------------|-----------|----------------|-----------|----------------|-----------|----------------|-----------|----------------|-----------|----------------|-------------|-----------|----------------|-----------|----------------|-----------|---|-----------|---|-----------|---|
| | | Hrs | % ¹ | Hrs | % ¹ | Hrs | % ¹ | Hrs | % ¹ | Hrs | % ¹ | Hrs | % ¹ | Hrs | % ¹ | Hrs | % ¹ | Hrs | % ¹ | Hrs | % ¹ | Hrs | # | % ¹ | # | % ¹ | Total | | | | | |
| Tier I (Direct) | Lend Lease US Construction LMB Construction Management | 0 | 0% | 0 | 0% | 0 | 0% | 0 | 0% | 0 | 0% | 0 | 0% | 0 | 0% | 0 | 0% | 0 | 0% | 0 | 0% | 0 | 0 | 0% | 0 | 0% | 0 | 0 | 0% | 0 | 0% | 0 |
| Tier II | ASR Electrical Contracting Inc Electrical | 0 | 0% | 0 | 0% | 0 | 0% | 0 | 0% | 0 | 0% | 0 | 0% | 0 | 0% | 0 | 0% | 0 | 0% | 0 | 0% | 0 | 0 | 0% | 0 | 0% | 0 | 0 | 0% | 0 | 0% | 0 |
| | Cives Steel Structural Steel | 0 | 0% | 0 | 0% | 0 | 0% | 0 | 0% | 0 | 0% | 0 | 0% | 0 | 0% | 0 | 0% | 0 | 0% | 0 | 0% | 0 | 0 | 0% | 0 | 0% | 0 | 0 | 0% | 0 | 0% | 0 |
| | Civetta Cousins JV Street Structures | 0 | 0% | 0 | 0% | 0 | 0% | 0 | 0% | 0 | 0% | 0 | 0% | 0 | 0% | 0 | 0% | 0 | 0% | 0 | 0% | 0 | 0 | 0% | 0 | 0% | 0 | 0 | 0% | 0 | 0% | 0 |
| | J D'Annunzio & Sons Utility | 0 | 0% | 6200% | 0% | 0 | 0% | 0 | 0% | 0 | 0% | 0 | 0% | 0 | 0% | 0 | 0% | 0 | 0% | 0 | 0% | 0 | 0 | 0% | 0 | 0% | 0 | 0 | 0% | 0 | 0% | 0 |
| | Par Environmental Corporation Protection | 0 | 0% | 0 | 0% | 0 | 0% | 0 | 0% | 0 | 0% | 0 | 0% | 0 | 0% | 0 | 0% | 0 | 0% | 0 | 0% | 0 | 0 | 0% | 0 | 0% | 0 | 0 | 0% | 0 | 0% | 0 |
| | Roger & Sons Concrete | 0 | 0% | 0 | 0% | 0 | 0% | 0 | 0% | 0 | 0% | 0 | 0% | 0 | 0% | 0 | 0% | 0 | 0% | 0 | 0% | 0 | 0 | 0% | 0 | 0% | 0 | 0 | 0% | 0 | 0% | 0 |
| Total Hours | | 0 | | 62 | | 0 | | 0 | | 0 | | 0 | | 0 | | 0 | | 0 | | 0 | | 0 | 0 | | 0 | | 0 | | 0 | | 0 | |
| Overall % of Total | | 0% | | 0% | | 0% | | 0% | | 0% | | 0% | | 0% | | 0% | | 0% | | 0% | | 0% | 0% | | 0% | | 0% | | 0% | | 0% | |

* Denotes active contractors

¹ Denotes percentages of the individual MWL designation to the total workforce hours or total headcount

Columbia Business School

SCHEDULE OF MINORITY/WOMEN/LOCAL OWNED BUSINESS PARTICIPATION UTILIZATION PLAN

Schedule M1

(No substitutions may be made on this submission except by prior written approval by Owner)

| | | | |
|--------------------|-------------------------------------|-----------------------|--------------------------------------|
| Owner Name: | Columbia University | Project: | Columbia Business School Above Grade |
| Address: | 410 West 118th Street, NY, NY 10027 | Telephone: | |
| As of Date: | 6/30/2025 | Project Start: | 1/1/2018 |
| | | Project End: | In Progress |

| OWNER | | | | | | |
|---------------------|-----------------|----------------|-------|------------------------------|--|----------------------------------|
| Name | MWL Designation | Joint Venture? | Trade | Original Plan Amount \$'s | Current Plan Amount (incl CO's) \$'s | Total Payment to Date \$'s |
| Columbia University | NON | No | Owner | \$ 13,228,903 | \$ 14,121,130 | \$ 6,614,829 |

| DIRECT SPEND VENDORS (Tier I) | | | | | | | | |
|---|-----------------|----------------|-----------------------------|----------|-----------------------------------|--|----------------------------------|---------------------|
| Name/Address/Phone # (if available) otherwise enter Trade | MWL Designation | Joint Venture? | Trade | Awarded? | Original Plan Amount \$'s | Current Plan Amount (incl CO's) \$'s | Total Payment to Date \$'s | |
| MWL: | | | | | | | | |
| Doumas Electric Inc | L | No | Electrical | Yes | \$ - | \$ 2,765 | \$ 2,765 | |
| Green Girl Printing and Messenger Inc | W | No | Printing Service | Yes | \$ 30,000 | \$ 39,913 | \$ 39,913 | |
| King Rose of NY Inc | L | No | General Contractor | Yes | \$ - | \$ 663 | \$ 663 | |
| M & J Mecahnical Corp | W-ESD | No | HVAC | Yes | \$ - | \$ 23,813 | \$ 23,813 | |
| Mamais Contracting Corp | WL-ESD | No | General Contractor | Yes | \$ 11,671 | \$ 74,939 | \$ 74,939 | |
| Scrub Clean Maintenance Corp | MWL-ESD | No | Cleaning | Yes | \$ 90,918 | \$ 204,078 | \$ 204,078 | |
| Jesse Shapiro & James Glass Co | L | No | | Yes | \$ - | \$ 6,600 | \$ 6,600 | |
| Crown Sign Systems | W | No | Signs | Yes | \$ - | \$ 19,450 | \$ 19,450 | |
| NON: | | | | | | | | |
| Construction Documentation of NYC LLC | NON | No | AV/Cable/Telecom | Yes | \$ 250,787 | \$ 250,787 | \$ 182,190 | |
| American Electrical Testing Co LLC | NON | No | Electrical Testing | Yes | \$ 22,500 | \$ 22,500 | \$ 675 | |
| DAL Electrical Corp | NON | No | Electrical | Yes | \$ 8,907 | \$ 36,627 | \$ 36,627 | |
| Empire Office Inc | NON | No | Furniture | Yes | \$ 12,530,412 | \$ 12,550,407 | \$ 5,400,798 | |
| International Testing and Balancing | NON | No | HVAC | Yes | \$ - | \$ 1,500 | \$ 1,500 | |
| Jacobs Engineering | NON | No | Engineering | Yes | \$ 283,709 | \$ 283,709 | \$ 17,439 | |
| Jaros Baum & Bolles | NON | No | Engineering | Yes | \$ - | \$ 5,000 | \$ 5,000 | |
| Central Moving & Storage Co | NON | No | Moving and Storage | Yes | \$ - | \$ 165,730 | \$ 165,730 | |
| DFB Sales Inc | NON | No | Doors/Glazing/Windows | Yes | \$ - | \$ 6,365 | \$ 6,365 | |
| Platimun Maintenance Services Corp | NON | No | Flooring | Yes | \$ - | \$ 65,941 | \$ 65,941 | |
| W&W Glass LLC | NON | No | Doors/Glazing/Windows | Yes | \$ - | \$ 28,462 | \$ 28,462 | |
| 275 Technology Solutions Inc | NON | No | Fire Protection/Suppression | Yes | \$ - | \$ 17,366 | \$ 17,366 | |
| Nouveau Elevator Ind Inc | NON | No | Conveyance Systems | Yes | \$ - | \$ 1,059 | \$ 1,059 | |
| Cosmopolitan Construction Company | NON | No | General Contracting | Yes | \$ - | \$ 73,862 | \$ 73,862 | |
| Allegion Access Technologies LLC | NON | No | Doors/Glazing/Windows | Yes | \$ - | \$ 553 | \$ 553 | |
| Tercon Systems Inc. | NON | No | Flooring | Yes | \$ - | \$ 172,979 | \$ 172,979 | |
| Commodore Construction Corp | NON | No | General Contracting | Yes | \$ - | \$ 31,800 | \$ 31,800 | |
| Hellman Construction Co Inc | NON | No | General Contracting | Yes | \$ - | \$ 34,262 | \$ 34,262 | |
| | | | | | Direct Spend Grand Total | \$ 13,228,903 | \$ 14,121,130 | \$ 6,614,829 |
| | | | | | MWL Direct Spend Total | \$ 132,588 | \$ 372,221 | \$ 372,221 |
| | | | | | Non-MWL Direct Spend Total | \$ 13,096,315 | \$ 13,748,909 | \$ 6,242,608 |
| | | | | | MWL % of Total | 1% | 3% | 6% |

If there is no Original Plan then vendors were paid on an as-needed basis or vendors were contracted after the Original Plan

Date: 6/30/2025

SCHEDULE OF MINORITY/WOMEN/LOCAL OWNED BUSINESS PARTICIPATION UTILIZATION PLAN

Schedule M1

(No substitutions may be made on this submission except by prior written approval by Owner)

| | | | |
|--------------------|-------------------------------------|-----------------------|--------------------------------------|
| Owner Name: | Columbia University | Project: | Columbia Business School Above Grade |
| Address: | 410 West 118th Street, NY, NY 10027 | Telephone: | |
| As of Date: | 6/30/2025 | Project Start: | 1/1/2018 |
| | | Project End: | In Progress |

| OWNER | | | | | | |
|---------------------|-----------------|----------------|-------|------------------------------|--|----------------------------------|
| Name | MWL Designation | Joint Venture? | Trade | Original Plan Amount \$'s | Current Plan Amount (incl CO's) \$'s | Total Payment to Date \$'s |
| Columbia University | NON | No | Owner | \$ 302,846,202 | \$ 410,735,029 | \$ 400,281,520 |

| DIRECT SPEND VENDORS (Tier I) | | | | | | | |
|---|-----------------|----------------|--------------|----------|------------------------------|--|----------------------------------|
| Name/Address/Phone # (if available) otherwise enter Trade | MWL Designation | Joint Venture? | Trade | Awarded? | Original Plan Amount \$'s | Current Plan Amount (incl CO's) \$'s | Total Payment to Date \$'s |
| NON: | | | | | | | |
| Turner Construction Company | NON | No | Construction | Yes | \$ 302,846,202 | \$ 410,735,029 | \$ 400,281,520 |
| | | | | | | | |
| | | | | | | | |
| | | | | | | | |
| | | | | | | | |
| | | | | | | | |
| | | | | | | | |
| | | | | | | | |
| | | | | | | | |
| | | | | | | | |
| | | | | | | | |
| | | | | | | | |
| | | | | | | | |
| | | | | | | | |
| | | | | | | | |
| | | | | | | | |
| | | | | | | | |
| | | | | | | | |
| | | | | | | | |
| | | | | | | | |
| | | | | | | | |
| | | | | | | | |
| | | | | | | | |
| | | | | | | | |
| | | | | | | | |
| | | | | | | | |
| | | | | | | | |
| | | | | | | | |
| | | | | | | | |
| | | | | | | | |
| | | | | | | | |
| | | | | | | | |
| | | | | | | | |
| | | | | | | | |

If there is no Original Plan then vendors were paid on an as-needed basis or vendors were contracted after the Original Plan

| | | | |
|-----------------------------------|----------------|----------------|----------------|
| Direct Spend Grand Total | \$ 302,846,202 | \$ 410,735,029 | \$ 400,281,520 |
| MWL Direct Spend Total | \$ - | \$ - | \$ - |
| Non-MWL Direct Spend Total | \$ 302,846,202 | \$ 410,735,029 | \$ 400,281,520 |
| MWL % of Total | 0% | 0% | 0% |

SCHEDULE OF MINORITY/WOMEN/LOCAL OWNED BUSINESS PARTICIPATION UTILIZATION PLAN
(No substitutions may be made on this submission except by prior written approval by Owner)

Schedule M1

| | | | |
|--------------------|-------------------------------------|-----------------------|--------------------------------------|
| Owner Name: | Columbia University | Project: | Columbia Business School Kravis Hall |
| Address: | 410 West 118th Street, NY, NY 10027 | Telephone: | |
| As of Date: | 6/30/2025 | Project Start: | 4/28/2021 |
| | | Project End: | Final |

| OWNER | | | | | | |
|---------------------|-----------------|----------------|-------|---------------------------|--------------------------------------|----------------------------|
| Name | MWL Designation | Joint Venture? | Trade | Original Plan Amount \$'s | Current Plan Amount (incl CO's) \$'s | Total Payment to Date \$'s |
| Columbia University | NON | No | Owner | \$ 1,787,664 | \$ 1,781,341 | \$ 1,781,341 |

| DIRECT SPEND VENDORS (Tier I) | | | | | | | |
|---|-----------------|----------------|--------------|-----------------------------------|---------------------------|--------------------------------------|----------------------------|
| Name/Address/Phone # (if available) otherwise enter Trade | MWL Designation | Joint Venture? | Trade | Awarded? | Original Plan Amount \$'s | Current Plan Amount (incl CO's) \$'s | Total Payment to Date \$'s |
| NON: | | | | | | | |
| Talisen Construction Corporation | NON | No | Construction | Yes | \$ 1,787,664 | \$ 1,781,341 | \$ 1,781,341 |
| | | | | | | | |
| | | | | | | | |
| | | | | | | | |
| | | | | | | | |
| | | | | | | | |
| | | | | | | | |
| | | | | | | | |
| | | | | | | | |
| | | | | | | | |
| | | | | | | | |
| | | | | | | | |
| | | | | | | | |
| | | | | | | | |
| | | | | | | | |
| | | | | | | | |
| | | | | | | | |
| | | | | | | | |
| | | | | | | | |
| | | | | Direct Spend Grand Total | \$ 1,787,664 | \$ 1,781,341 | \$ 1,781,341 |
| | | | | MWL Direct Spend Total | \$ - | \$ - | \$ - |
| | | | | Non-MWL Direct Spend Total | \$ 1,787,664 | \$ 1,781,341 | \$ 1,781,341 |
| | | | | MWL % of Total | 0% | 0% | 0% |

If there is no Original Plan then vendors were paid on an as-needed basis or vendors were contracted after the Original Plan

SCHEDULE OF MINORITY/WOMEN/LOCAL OWNED BUSINESS PARTICIPATION UTILIZATION PLAN
(No substitutions may be made on this submission except by prior written approval by Owner)

Schedule M2

| | |
|--|--|
| Company Name: Turner Construction Company | Project: Columbia Business School Above Grade |
| Trade: Construction Management | Contract: |
| Address: 375 Hudson Street, 6th Floor, New York, NY 10014 | Telephone: (212) 229-6000 |
| As of Date: 6/30/2025 | Project Start: 1/1/2018 Project End: In Progress |

| COMPANY (Tier I) | | | | | | |
|-----------------------------|-----------------|----------------|-------------------------|------------------------------|--|----------------------------------|
| Name | MWL Designation | Joint Venture? | Trade | Original Plan Amount \$'s | Current Plan Amount (incl CO's) \$'s | Total Payment to Date \$'s |
| Turner Construction Company | NON | No | Construction Management | \$ 302,846,202 | \$ 410,735,029 | \$ 400,281,520 |

| SUBCONTRACTORS (Tier II) | | | | | | | | |
|---|-----------------|----------------|----------------------------------|----------|------------------------------|--|----------------------------------|-----------------------|
| Name/Address/Phone # (if available) otherwise enter Trade | MWL Designation | Joint Venture? | Trade | Awarded? | Original Plan Amount \$'s | Current Plan Amount (incl CO's) \$'s | Total Payment to Date \$'s | |
| NON: | | | | | | | | |
| Almar Plumbing | NON | No | Plumbing | Yes | \$ 8,619,000 | \$ 8,647,247 | \$ 8,647,247 | |
| BAMCO Inc. | NON | No | Metal Wall Panels | Yes | \$ 4,985,000 | \$ 5,212,530 | \$ 5,212,530 | |
| Champion Metal & Glass | NON | No | Ornamental Metals | Yes | \$ 3,961,299 | \$ 4,465,329 | \$ 4,465,329 | |
| Cives | NON | No | Structural Steel | Yes | \$ 34,842,383 | \$ 45,775,000 | \$ 45,775,000 | |
| Concrete Industries Inc. | NON | No | Early Sitework | Yes | \$ 891,871 | \$ 310,868 | \$ 310,868 | |
| DFB Sales | NON | No | | Yes | \$ 1,610,000 | \$ 1,525,019 | \$ 1,525,019 | |
| F.W Sims | NON | No | HVAC AG Piping | Yes | \$ 37,300,000 | \$ 38,182,597 | \$ 38,182,597 | |
| Furniture Consultants (FCI) | NON | No | Glass - Aluminum Partitions | Yes | \$ 6,501,493 | \$ 6,915,689 | \$ 6,915,689 | |
| Furniture Consultants (FCI) | NON | No | Seminar Tables | Yes | \$ 1,347,661 | \$ 1,321,796 | \$ 1,321,796 | |
| Global BMU, LLC | NON | No | Window Washing Equipment | Yes | \$ 1,787,170 | \$ 1,758,990 | \$ 1,758,990 | |
| HB Communications | NON | No | AV | Yes | \$ 11,199,000 | \$ 10,819,588 | \$ 10,819,588 | |
| Heritage Mechanical | NON | No | HVAC Site 6B Airside | Yes | \$ 8,350,000 | \$ 8,811,850 | \$ 8,811,850 | |
| Hi Tech | NON | No | Access Flooring | Yes | \$ 1,695,000 | \$ 2,045,731 | \$ 2,045,731 | |
| Island International Enterprise | NON | No | Spray Fireproofing | Yes | \$ 1,361,500 | \$ 2,512,336 | \$ 2,512,336 | |
| Jacobson & Company | NON | No | Rough Carpentry | Yes | \$ 11,000,000 | \$ 14,016,217 | \$ 14,016,217 | |
| Jacobson & Company | NON | No | Specialty Ceilings/GFRG | Yes | \$ 6,550,000 | \$ 6,887,716 | \$ 6,887,716 | |
| JEM Architectural | NON | No | Ornamental Metals | Yes | \$ 9,290,000 | \$ 9,601,435 | \$ 9,601,435 | |
| PJ Mechanical | NON | No | HVAC Site 7 Airside | Yes | \$ 11,500,000 | \$ 12,557,968 | \$ 12,557,968 | |
| Platinum Tile | NON | No | Terrazzo | Yes | \$ 2,249,000 | \$ 2,595,867 | \$ 2,595,867 | |
| Poltrona Frau | NON | No | Forum Seating | Yes | \$ 391,690 | \$ 370,332 | \$ 370,332 | |
| Post Road | NON | No | Overhead Doors | Yes | \$ 650,000 | \$ 2,751,642 | \$ 2,751,642 | |
| Performance Systems | NON | No | Operable Partitions | Yes | \$ 80,000 | \$ 87,068 | \$ 87,068 | |
| Safway Atlantic | NON | No | Hoist & Protection | Yes | \$ 3,010,000 | \$ 3,341,777 | \$ 3,341,777 | |
| Scanga Woodworking Corp. | NON | No | Millwork | Yes | \$ 4,671,744 | \$ 4,739,581 | \$ 4,739,581 | |
| Schneider Electric | NON | No | AG BMS Controls | Yes | \$ 4,655,000 | \$ 5,044,492 | \$ 5,044,492 | |
| Schneider Electric | NON | No | IT | Yes | \$ 10,083,300 | \$ 10,049,791 | \$ 10,049,791 | |
| Sherland & Farrington | NON | No | Resilient Flooring | Yes | \$ 2,439,943 | \$ 3,449,334 | \$ 3,449,334 | |
| Spectrum Painting | NON | No | Paint | Yes | \$ 2,983,056 | \$ 3,975,287 | \$ 3,975,287 | |
| Spectrum Painting | NON | No | Resinous Flooring | Yes | \$ 765,950 | \$ 877,878 | \$ 877,878 | |
| Transel Elevator | NON | No | Elevators | Yes | \$ 8,558,816 | \$ 8,987,093 | \$ 8,987,093 | |
| Turner Logistics - ATS - 1407 | NON | No | Equipment | Yes | \$ 176,170 | \$ 205,427 | \$ 205,427 | |
| Turner Logistics - Chilled Beams - 1308 | NON | No | Equipment | Yes | \$ 899,812 | \$ 1,149,017 | \$ 1,149,017 | |
| Turner Logistics - CRAC Units - 1307 | NON | No | Equipment | Yes | \$ 308,675 | \$ 80,445 | \$ 80,445 | |
| Turner Logistics - Indoor AHU's 1309 | NON | No | Equipment | Yes | \$ 634,418 | \$ 638,342 | \$ 638,342 | |
| Turner Logistics - Light Fixtures 1472 | NON | No | Equipment | Yes | \$ 3,544,297 | \$ 3,726,088 | \$ 3,726,088 | |
| Turner Logistics - Outdoor AHU's - 1215 | NON | No | Equipment | Yes | \$ 4,213,575 | \$ 4,344,066 | \$ 4,344,066 | |
| Turner Logistics - Switchgear 1220 | NON | No | Equipment | Yes | \$ 2,413,235 | \$ 2,720,832 | \$ 2,720,832 | |
| United Structural Works, Inc | NON | No | Misc. Metals | Yes | \$ 3,380,000 | \$ 5,694,138 | \$ 5,694,138 | |
| Unity Electric | NON | No | Site 6B Electrical Floor Fit out | Yes | \$ 10,550,000 | \$ 12,087,999 | \$ 12,087,999 | |
| Weinstein & Holtzman | NON | No | Toilet Accessories | Yes | \$ 948,950 | \$ 1,089,081 | \$ 1,089,081 | |
| Wolkow Braker Roofing | NON | No | Roofing | Yes | \$ 3,107,892 | \$ 3,694,879 | \$ 3,694,879 | |
| Woodworks Construction | NON | No | Wood Flooring | Yes | \$ 1,476,000 | \$ 1,748,752 | \$ 1,748,752 | |
| Zwicker Electric | NON | No | AG Electrical Distribution | Yes | \$ 16,674,277 | \$ 18,169,704 | \$ 18,169,704 | |
| <i>If there is no Original Plan then</i> | | | | | Tier II Grand Total | \$ 310,219,982 | \$ 351,675,171 | \$ 351,675,171 |
| | | | | | MWL Tier II Total | \$ 58,562,805 | \$ 68,688,353 | \$ 68,688,353 |
| | | | | | Non-MWL Tier II Total | \$ 251,657,177 | \$ 282,986,818 | \$ 282,986,818 |
| | | | | | MWL % of Tier II | 19% | 17% | 17% |

Date: 6/30/2025

SCHEDULE OF MINORITY/WOMEN/LOCAL OWNED BUSINESS PARTICIPATION UTILIZATION PLAN

(No substitutions may be made on this submission except by prior written approval by Owner)

Schedule M3

| | |
|---|--|
| CM Name: Talisen Construction Corporation | Project: Columbia Business School Kravis Hall |
| Company Name: Air Exchange & Energy Solutions Inc. | Contract: |
| Trade: HVAC | Telephone: 516-740-5900 |
| Address: 169 Oakdene Avenue, Leonia NJ 07605 | Project Start: 4/28/2021 |
| As of Date: 6/30/2025 | Project End: Final |

| COMPANY (Tier II) | | | | | | |
|--------------------------------------|-----------------|----------------|-------|---------------------------|--------------------------------------|----------------------------|
| Name | MWL Designation | Joint Venture? | Trade | Original Plan Amount \$'s | Current Plan Amount (Incl CO's) \$'s | Total Payment to Date \$'s |
| Air Exchange & Energy Solutions Inc. | NON | No | HVAC | \$ 138,000 | \$ 138,745 | \$ 138,745 |

| SUBCONTRACTORS (Tier III) | | | | | | | |
|---|-----------------|----------------|-------|----------|---------------------------|--------------------------------------|----------------------------|
| Name/Address/Phone # (if available) otherwise enter Trade | MWL Designation | Joint Venture? | Trade | Awarded? | Original Plan Amount \$'s | Current Plan Amount (Incl CO's) \$'s | Total Payment to Date \$'s |
| MWL: | | | | | | | |
| | | | | | | | |
| | | | | | | | |
| | | | | | | | |
| NON: | | | | | | | |
| Schneider Electric | NON | No | BMS | Yes | \$ 44,000 | \$ 52,995 | \$ 52,995 |
| | | | | | | | |
| | | | | | | | |
| | | | | | | | |
| | | | | | | | |
| | | | | | | | |
| | | | | | | | |
| | | | | | | | |
| | | | | | | | |
| | | | | | | | |
| | | | | | | | |
| | | | | | | | |
| | | | | | | | |

If there is no Original Plan then vendors were paid on an as-needed basis or vendors were contracted after the Original Plan

| | | | |
|------------------------|-----------|-----------|-----------|
| Tier III Grand Total | \$ 44,000 | \$ 52,995 | \$ 52,995 |
| MWL Tier III Total | \$ - | \$ - | \$ - |
| Non-MWL Tier III Total | \$ 44,000 | \$ 52,995 | \$ 52,995 |
| MWL % of Tier III | 0% | 0% | 0% |

Date: 6/30/2025

SCHEDULE OF MINORITY/WOMEN/LOCAL OWNED BUSINESS PARTICIPATION UTILIZATION PLAN

(No substitutions may be made on this submission except by prior written approval by Owner)

Schedule M3

| | | | |
|----------------------|--|-----------------------|--------------------------------------|
| CM Name: | Turner Construction Company | | |
| Company Name: | Almar Plumbing & Heating Corp. | Project: | Columbia Business School Above Grade |
| Trade: | Plumbing | Contract: | |
| Address: | 50 Bethpage Road, Hicksville, NY 11801 | Telephone: | 516-740-5900 |
| As of Date: | 6/30/2025 | Project Start: | 1/1/2018 |
| | | Project End: | Final |

| COMPANY (Tier II) | | | | | | |
|--------------------------------|-----------------|----------------|----------|---------------------------|--------------------------------------|----------------------------|
| Name | MWL Designation | Joint Venture? | Trade | Original Plan Amount \$'s | Current Plan Amount (Incl CO's) \$'s | Total Payment to Date \$'s |
| Almar Plumbing & Heating Corp. | NON | No | Plumbing | \$ 8,619,000 | \$ 8,647,247 | \$ 8,647,247 |

| SUBCONTRACTORS (Tier III) | | | | | | | |
|---|-----------------|----------------|------------------|----------|---------------------------|--------------------------------------|----------------------------|
| Name/Address/Phone # (if available) otherwise enter Trade | MWL Designation | Joint Venture? | Trade | Awarded? | Original Plan Amount \$'s | Current Plan Amount (Incl CO's) \$'s | Total Payment to Date \$'s |
| MWL: | | | | | | | |
| Henry Quentzel Plumbing Supply Co Inc. | W | No | Supplies | Yes | \$ 50,000 | \$ 172,385 | \$ 172,385 |
| IAR | W-ESD | No | Insulation | Yes | \$ 490,000 | \$ 566,665 | \$ 566,665 |
| NY Plumbing Wholesale & Supply | M-ESD | No | Supplies | Yes | \$ 600,000 | \$ 714,011 | \$ 714,011 |
| Cassone Leasing | W-ESD | No | Modular Building | Yes | \$ 30,000 | \$ 34,075 | \$ 34,075 |
| | | | | | | | |
| | | | | | | | |
| | | | | | | | |
| | | | | | | | |
| | | | | | | | |
| | | | | | | | |
| | | | | | | | |
| | | | | | | | |
| | | | | | | | |
| | | | | | | | |
| | | | | | | | |
| | | | | | | | |
| | | | | | | | |
| | | | | | | | |
| | | | | | | | |
| | | | | | | | |
| | | | | | | | |
| | | | | | | | |
| NON: | | | | | | | |
| | | | | | | | |
| | | | | | | | |
| | | | | | | | |
| | | | | | | | |
| | | | | | | | |
| | | | | | | | |
| | | | | | | | |
| | | | | | | | |
| | | | | | | | |
| | | | | | | | |
| | | | | | | | |
| | | | | | | | |
| | | | | | | | |
| | | | | | | | |
| | | | | | | | |
| | | | | | | | |
| | | | | | | | |
| | | | | | | | |
| | | | | | | | |
| | | | | | | | |
| | | | | | | | |
| | | | | | | | |
| | | | | | | | |
| | | | | | | | |
| | | | | | | | |
| | | | | | | | |
| | | | | | | | |
| | | | | | | | |
| Tier III Grand Total | | | | | \$ 1,170,000 | \$ 1,487,136 | \$ 1,487,136 |
| MWL Tier III Total | | | | | \$ 1,170,000 | \$ 1,487,136 | \$ 1,487,136 |
| Non-MWL Tier III Total | | | | | \$ - | \$ - | \$ - |
| MWL % of Tier III | | | | | 14% | 17% | 17% |

If there is no Original Plan then vendors were paid on an as-needed basis or vendors were contracted after the Original Plan

Date: 6/30/2025

SCHEDULE OF MINORITY/WOMEN/LOCAL OWNED BUSINESS PARTICIPATION UTILIZATION PLAN

(No substitutions may be made on this submission except by prior written approval by Owner)

Schedule M3

| | | | |
|----------------------|---------------------------------------|-----------------------|--------------------------------------|
| CM Name: | Turner Construction Company | Project: | Columbia Business School Above Grade |
| Company Name: | Banco Inc. | Contract: | |
| Trade: | Carpentry | Telephone: | 732-302-0889 |
| Address: | 30 Baekeland Ave - Middlesex NJ 08846 | Project Start: | 1/1/2018 |
| As of Date: | 6/30/2025 | Project End: | Final |

COMPANY (Tier II)

| Name | MWL Designation | Joint Venture? | Trade | Original Plan Amount \$'s | Current Plan Amount (incl CO's) \$'s | Total Payment to Date \$'s |
|------------|-----------------|----------------|-----------|------------------------------|--|----------------------------------|
| Banco Inc. | NON | Yes | Carpentry | \$ 34,842,383 | \$ 45,775,000 | \$ 45,775,000 |

SUBCONTRACTORS (Tier III)

| Name/Address/Phone # (if available) otherwise enter Trade | MWL Designation | Joint Venture? | Trade | Awarded? | Original Plan Amount \$'s | Current Plan Amount (incl CO's) \$'s | Total Payment to Date \$'s |
|---|-----------------|----------------|--|----------|------------------------------|--|----------------------------------|
| MWL: | | | | | | | |
| Park Ave Building Supplies, LLC | M-ESD | No | Material supplier | Yes | \$ 125,000 | \$ 149,959 | \$ 149,959 |
| | | | | | | | |
| | | | | | | | |
| | | | | | | | |
| NON: | | | | | | | |
| Sloan & Company | NON | No | Framing/Sheathing | Yes | \$ 850,000 | \$ 982,272 | \$ 982,272 |
| ARW Inc | NON | No | Sub Tier Installing Contractor - Barrier | Yes | \$ 280,000 | \$ 280,000 | \$ 280,000 |
| | | | | | | | |
| | | | | | | | |
| | | | | | | | |
| | | | | | | | |
| | | | | | | | |
| | | | | | | | |
| | | | | | | | |
| | | | | | | | |
| | | | | | | | |
| | | | | | | | |
| | | | | | | | |
| | | | | | | | |
| | | | | | | | |
| | | | | | | | |
| | | | | | | | |
| | | | | | | | |
| | | | | | | | |
| | | | | | | | |
| Tier III Grand Total | | | | | \$ 1,255,000 | \$ 1,412,231 | \$ 1,412,231 |
| MWL Tier III Total | | | | | \$ 125,000 | \$ 149,959 | \$ 149,959 |
| Non-MWL Tier III Total | | | | | \$ 1,130,000 | \$ 1,262,272 | \$ 1,262,272 |
| MWL % of Tier III | | | | | 0% | 0% | 0% |

If there is no Original Plan then vendors were paid on an as-needed basis or vendors were contracted after the Original Plan

Date: 6/30/2025

SCHEDULE OF MINORITY/WOMEN/LOCAL OWNED BUSINESS PARTICIPATION UTILIZATION PLAN

(No substitutions may be made on this submission except by prior written approval by Owner)

Schedule M3

| | | | |
|----------------------|---|-----------------------|--------------------------------------|
| CM Name: | Turner Construction Company | Project: | Columbia Business School Above Grade |
| Company Name: | Concrete Industries One Corp | Contract: | |
| Trade: | Concrete Industries One Corp | Telephone: | 732-367-2020 |
| Address: | 300 Boulevard of the Americas, Lakewood, NJ 08701 | | |
| As of Date: | 6/30/2025 | Project Start: | 1/1/2018 |
| | | Project End: | Final |

| COMPANY (Tier II) | | | | | | |
|------------------------------|-----------------|----------------|------------------------------|------------------------------|--|----------------------------------|
| Name | MWL Designation | Joint Venture? | Trade | Original Plan Amount \$'s | Current Plan Amount (incl CO's) \$'s | Total Payment to Date \$'s |
| Concrete Industries One Corp | NON | No | Concrete Industries One Corp | \$ 891,871 | \$ 310,868 | \$ 310,868 |

| SUBCONTRACTORS (Tier III) | | | | | | | |
|---|-----------------|----------------|----------|----------|------------------------------|--|----------------------------------|
| Name/Address/Phone # (if available) otherwise enter Trade | MWL Designation | Joint Venture? | Trade | Awarded? | Original Plan Amount \$'s | Current Plan Amount (incl CO's) \$'s | Total Payment to Date \$'s |
| MWL: | | | | | | | |
| US Concrete | W | No | Concrete | Yes | | \$ 10,997 | \$ 10,997 |
| JMJ Pro Trucking | M | No | Trucking | Yes | | \$ 23,565 | \$ 23,565 |
| | | | 62 | | | | |
| NON: | | | | | | | |
| HD Supply | NON | No | Supplies | Yes | | \$ 6,784 | \$ 6,784 |
| | | | | | | | |
| | | | | | | | |
| | | | | | | | |
| | | | | | | | |
| | | | | | | | |
| | | | | | | | |
| | | | | | | | |
| | | | | | | | |
| | | | | | | | |
| | | | | | | | |
| | | | | | | | |
| | | | | | | | |
| | | | | | | | |
| | | | | | | | |
| | | | | | | | |
| | | | | | | | |
| Tier III Grand Total | | | | | \$ - | \$ 41,346 | \$ 41,346 |
| MWL Tier III Total | | | | | \$ - | \$ 34,562 | \$ 34,562 |
| Non-MWL Tier III Total | | | | | \$ - | \$ 6,784 | \$ 6,784 |
| MWL % of Tier II | | | | | 0% | 11% | 11% |

If there is no Original Plan then vendors were paid on an as-needed basis or vendors were contracted after the Original Plan

SCHEDULE OF MINORITY/WOMEN/LOCAL OWNED BUSINESS PARTICIPATION UTILIZATION PLAN

(No substitutions may be made on this submission except by prior written approval by Owner)

Schedule M3

| | |
|---|--|
| CM Name: Turner Construction Company | Project: Columbia Business School Above Grade |
| Company Name: Champion Metal & Glass | Contract: |
| Trade: Ornamental Metal | Telephone: 631-254-2560 |
| Address: 130 Motor Parkway | Project Start: 1/1/2018 |
| As of Date: 6/30/2025 | Project End: Final |

| COMPANY (Tier II) | | | | | | |
|------------------------|-----------------|----------------|------------------|------------------------------|--|----------------------------------|
| Name | MWL Designation | Joint Venture? | Trade | Original Plan Amount \$'s | Current Plan Amount (incl CO's) \$'s | Total Payment to Date \$'s |
| Champion Metal & Glass | NON | No | Ornamental Metal | \$ 3,961,299 | \$ 4,465,329 | \$ 4,465,329 |

| SUBCONTRACTORS (Tier III) | | | | | | | |
|---|-----------------|----------------|----------------|----------|------------------------------|--|----------------------------------|
| Name/Address/Phone # (if available) otherwise enter Trade | MWL Designation | Joint Venture? | Trade | Awarded? | Original Plan Amount \$'s | Current Plan Amount (incl CO's) \$'s | Total Payment to Date \$'s |
| MWL: | | | | | | | |
| Mainsource Metal | M | No | Metal Supplier | Yes | \$ 59,450 | \$ 137,078 | \$ 137,078 |
| The Steel Supply Co. | W | No | Steel Supply | Yes | \$ 6,520 | \$ 6,520 | \$ 6,520 |
| | | | | | | | |
| | | | | 62 | | | |
| NON: | | | | | | | |
| | | | | | | | |
| | | | | | | | |
| | | | | | | | |
| | | | | | | | |
| | | | | | | | |
| | | | | | | | |
| | | | | | | | |
| | | | | | | | |
| | | | | | | | |
| | | | | | | | |
| | | | | | | | |
| | | | | | | | |
| | | | | | | | |
| | | | | | | | |
| | | | | | | | |
| | | | | | | | |
| | | | | | | | |
| | | | | | | | |
| | | | | | | | |
| | | | | | | | |

| | | | | |
|---|-------------------------------|-----------|------------|------------|
| <i>If there is no Original Plan then vendors were paid on an as-needed basis or vendors were contracted after the Original Plan</i> | Tier III Grand Total | \$ 65,970 | \$ 143,598 | \$ 143,598 |
| | MWL Tier III Total | \$ 65,970 | \$ 143,598 | \$ 143,598 |
| | Non-MWL Tier III Total | \$ - | \$ - | \$ - |
| | MWL % of Tier II | 2% | 3% | 3% |

Date: 6/30/2025

SCHEDULE OF MINORITY/WOMEN/LOCAL OWNED BUSINESS PARTICIPATION UTILIZATION PLAN

Schedule M3

(No substitutions may be made on this submission except by prior written approval by Owner)

| | | | |
|----------------------|--------------------------------------|-----------------------|--------------------------------------|
| CM Name: | Turner Construction Company | Project: | Columbia Business School Above Grade |
| Company Name: | Egg Electric Inc | Contract: | |
| Trade: | Electrical Fitout AG | Telephone: | 212-570-5049 |
| Address: | 35 W 45 Street 4th Floor NY NY 10038 | Project Start: | 1/1/2018 |
| As of Date: | 6/30/2025 | Project End: | In Progress |

| COMPANY (Tier II) | | | | | | |
|-------------------|-----------------|----------------|----------------------|------------------------------|--|----------------------------------|
| Name | MWL Designation | Joint Venture? | Trade | Original Plan Amount \$'s | Current Plan Amount (incl CO's) \$'s | Total Payment to Date \$'s |
| Egg Electric Inc | W | No | Electrical Fitout AG | \$ 13,950,000 | \$ 15,914,207 | \$ 15,914,207 |

| SUBCONTRACTORS (Tier III) | | | | | | | |
|---|-----------------|----------------|------------|----------|------------------------------|--|----------------------------------|
| Name/Address/Phone # (if available) otherwise enter Trade | MWL Designation | Joint Venture? | Trade | Awarded? | Original Plan Amount \$'s | Current Plan Amount (incl CO's) \$'s | Total Payment to Date \$'s |
| MWL: | | | | | | | |
| IAR Insulation | W-ESD | No | Insulators | Yes | \$ 15,000 | \$ 24,876 | \$ 24,876 |
| | | | | | | | |
| | | | | | | | |
| | | | | | | | |
| | | | | | | | |
| | | | | | | | |
| | | | | | | | |
| | | | | | | | |
| | | | | | | | |
| | | | | | | | |
| | | | | | | | |
| | | | | | | | |
| | | | | | | | |
| | | | | | | | |
| | | | | | | | |
| | | | | | | | |
| | | | | | | | |
| | | | | | | | |
| | | | | | | | |
| | | | | | | | |
| | | | | | | | |
| | | | | | | | |
| | | | | | | | |
| | | | | | | | |

If there is no Original Plan then vendors were paid on an as-needed basis or vendors were contracted after the Original Plan

| | | | |
|------------------------|-----------|-----------|-----------|
| Tier III Grand Total | \$ 15,000 | \$ 24,876 | \$ 24,876 |
| MWL Tier III Total | \$ 15,000 | \$ 24,876 | \$ 24,876 |
| Non-MWL Tier III Total | \$ - | \$ - | \$ - |
| MWL % of Tier III | 0% | 0% | 0% |

SCHEDULE OF MINORITY/WOMEN/LOCAL OWNED BUSINESS PARTICIPATION UTILIZATION PLAN

Schedule M3

(No substitutions may be made on this submission except by prior written approval by Owner)

| | | | | |
|---------------|--|--------------|----------------|--------------------------------------|
| CM Name: | Turner Construction Company | | Project: | Columbia Business School Above Grade |
| Company Name: | First Women's Fire Systems Corp | Contract: | | |
| Trade: | Fire Sprinkler Installation | Telephone: | 212-570-5049 | |
| Address: | 55 West 59th Street New York, NY 10018 | | Project Start: | 1/1/2018 |
| As of Date: | 6/30/2025 | Project End: | Final | |

| COMPANY (Tier II) | | | | | | | |
|---------------------------------|-----------------|----------------|-----------------------------|---------------------------|--------------------------------------|----------------------------|--|
| Name | MWL Designation | Joint Venture? | Trade | Original Plan Amount \$'s | Current Plan Amount (incl CO's) \$'s | Total Payment to Date \$'s | |
| First Women's Fire Systems Corp | W-ESD | No | Fire Sprinkler Installation | \$ 3,961,400 | \$ 3,798,480 | \$ 3,798,480 | |

| SUBCONTRACTORS (Tier III) | | | | | | | |
|---|-----------------|----------------|-----------|----------|---------------------------|--------------------------------------|----------------------------|
| Name/Address/Phone # (if available) otherwise enter Trade | MWL Designation | Joint Venture? | Trade | Awarded? | Original Plan Amount \$'s | Current Plan Amount (incl CO's) \$'s | Total Payment to Date \$'s |
| MWL: | | | | | | | |
| | | | | | | | |
| | | | | | | | |
| NON: | | | | | | | |
| Rael Automatic Sprinkler Co. Inc | NON | No | | Yes | \$ 396,140 | \$ 225,640 | \$ 225,640 |
| Milrose | NON | No | Expeditor | Yes | \$ 8,323 | \$ 8,323 | \$ 8,323 |
| | | | | | | | |
| | | | | | | | |
| | | | | | | | |
| | | | | | | | |
| | | | | | | | |
| | | | | | | | |
| | | | | | | | |
| | | | | | | | |
| | | | | | | | |
| | | | | | | | |
| | | | | | | | |
| | | | | | | | |
| | | | | | | | |
| | | | | | | | |
| | | | | | | | |
| | | | | | | | |
| | | | | | | | |
| | | | | | | | |
| | | | | | | | |
| | | | | | | | |
| | | | | | | | |
| | | | | | | | |
| | | | | | | | |
| | | | | | | | |
| | | | | | | | |
| | | | | | | | |
| | | | | | | | |

If there is no Original Plan then vendors were paid on an as-needed basis or vendors were contracted after the Original Plan

| | | | |
|------------------------|------------|------------|------------|
| Tier III Grand Total | \$ 404,463 | \$ 233,963 | \$ 233,963 |
| MWL Tier III Total | \$ - | \$ - | \$ - |
| Non-MWL Tier III Total | \$ 404,463 | \$ 233,963 | \$ 233,963 |
| MWL % of Tier III | 0% | 0% | 0% |

SCHEDULE OF MINORITY/WOMEN/LOCAL OWNED BUSINESS PARTICIPATION UTILIZATION PLAN

(No substitutions may be made on this submission except by prior written approval by Owner)

Schedule M3

| | | | |
|----------------------|--|-----------------------|--------------------------------------|
| CM Name: | Turner Construction Company | | |
| Company Name: | Global BMU, LLC | Project: | Columbia Business School Above Grade |
| Trade: | Facade access equipment | Contract: | Final Schedule M as of 11/4/2020 |
| Address: | 65 West 36th street, New York NY 10018 | Telephone: | 646-741-2455 |
| As of Date: | 6/30/2025 | Project Start: | 1/1/2018 |
| | | Project End: | In Progress |

| COMPANY (Tier II) | | | | | | |
|-------------------|-----------------|----------------|-------------------------|---------------------------|--------------------------------------|----------------------------|
| Name | MWL Designation | Joint Venture? | Trade | Original Plan Amount \$'s | Current Plan Amount (incl CO's) \$'s | Total Payment to Date \$'s |
| Global BMU, LLC | NON | No | Facade access equipment | \$ 1,787,170 | \$ 1,758,990 | \$ 1,758,990 |

| SUBCONTRACTORS (Tier III) | | | | | | | |
|---|-----------------|----------------|-------------------|----------|---------------------------|--------------------------------------|----------------------------|
| Name/Address/Phone # (if available) otherwise enter Trade | MWL Designation | Joint Venture? | Trade | Awarded? | Original Plan Amount \$'s | Current Plan Amount (incl CO's) \$'s | Total Payment to Date \$'s |
| MWL: | | | | | | | |
| Specialty Steel | L | No | Metal fabrication | Yes | \$ 295,000 | \$ 258,374 | \$ 258,374 |
| | | | | | | | |
| | | | | | | | |
| | | | | | | | |
| NON: | | | 62 | | | | |
| Atech BCN | NON | No | BMU manufacturer | Yes | \$ 330,000 | \$ 446,250 | \$ 446,250 |
| Rostek | NON | No | Davits | Yes | \$ 125,000 | \$ 220,540 | \$ 220,540 |
| Thaler | NON | No | Pull-in anchors | Yes | \$ 16,400 | \$ 72,440 | \$ 72,440 |
| Canal Rubber | NON | No | EPDM Sheets | Yes | \$ 2,857 | \$ 1,425 | \$ 1,425 |
| Lightning Bolt | NON | No | BBM Bolts | Yes | \$ 26,944 | \$ 32,500 | \$ 32,500 |
| Emco Industrial Plastics | NON | No | Nylon Plates | Yes | \$ 7,960 | \$ 3,930 | \$ 3,930 |
| Eagle Metals | NON | No | Track | Yes | \$ 129,500 | \$ 129,000 | \$ 129,000 |
| | | | | | | | |
| | | | | | | | |
| | | | | | | | |
| | | | | | | | |
| | | | | | | | |
| | | | | | | | |
| | | | | | | | |
| | | | | | | | |
| | | | | | | | |
| | | | | | | | |
| | | | | | | | |
| | | | | | | | |
| | | | | | | | |
| | | | | | | | |
| | | | | | | | |
| | | | | | | | |
| | | | | | | | |
| | | | | | | | |
| | | | | | | | |
| | | | | | | | |
| | | | | | | | |

If there is no Original Plan then vendors were paid on an as-needed basis or vendors were contracted after the Original Plan

| | | | |
|------------------------|------------|--------------|--------------|
| Tier III Grand Total | \$ 933,661 | \$ 1,164,459 | \$ 1,164,459 |
| MWL Tier III Total | \$ 295,000 | \$ 258,374 | \$ 258,374 |
| Non-MWL Tier III Total | \$ 638,661 | \$ 906,085 | \$ 906,085 |
| MWL % of Tier III | 17% | 15% | 15% |

SCHEDULE OF MINORITY/WOMEN/LOCAL OWNED BUSINESS PARTICIPATION UTILIZATION PLAN

(No substitutions may be made on this submission except by prior written approval by Owner)

Schedule M3

| | | | | | |
|----------------------|------------------------------------|--|-----------------------|--------------------------------------|--|
| CM Name: | Turner Construction Company | | Project: | Columbia Business School Above Grade | |
| Company Name: | HB Communications, Inc. | | Contract: | | |
| Trade: | Audio Visual | | Telephone: | 732-275-2094 | |
| Address: | 60 Dodge Ave North Haven, CT 06473 | | Project Start: | 1/1/2018 | |
| As of Date: | 6/30/2025 | | Project End: | Final | |

| COMPANY (Tier II) | | | | | | |
|-------------------------|-----------------|----------------|--------------|---------------------------|--------------------------------------|----------------------------|
| Name | MWL Designation | Joint Venture? | Trade | Original Plan Amount \$'s | Current Plan Amount (incl CO's) \$'s | Total Payment to Date \$'s |
| HB Communications, Inc. | NON | No | Audio Visual | \$ 11,199,000 | \$ 10,819,588 | \$ 10,819,588 |

| SUBCONTRACTORS (Tier III) | | | | | | | |
|---|-----------------|----------------|--------------|----------|---------------------------|--------------------------------------|----------------------------|
| Name/Address/Phone # (if available) otherwise enter Trade | MWL Designation | Joint Venture? | Trade | Awarded? | Original Plan Amount \$'s | Current Plan Amount (incl CO's) \$'s | Total Payment to Date \$'s |
| MWL: | | | | | | | |
| Touchtel | W | No | Audio Visual | No | \$ 2,517,992 | \$ 1,672,474 | \$ 1,672,474 |
| | | | | | | | |
| | | | | | | | |
| | | | | | | | |
| NON: | | | | | | | |
| | | | | | | | |
| | | | | | | | |
| | | | | | | | |
| | | | | | | | |
| | | | | | | | |
| | | | | | | | |
| | | | | | | | |
| | | | | | | | |
| | | | | | | | |
| | | | | | | | |
| | | | | | | | |
| | | | | | | | |
| | | | | | | | |
| | | | | | | | |
| | | | | | | | |
| | | | | | | | |
| Tier III Grand Total | | | | | \$ 2,517,992 | \$ 1,672,474 | \$ 1,672,474 |
| MWL Tier III Total | | | | | \$ 2,517,992 | \$ 1,672,474 | \$ 1,672,474 |
| Non-MWL Tier III Total | | | | | \$ - | \$ - | \$ - |
| MWL % of Tier III | | | | | 22% | 15% | 15% |

If there is no Original Plan then vendors were paid on an as-needed basis or vendors were contracted after the Original Plan

SCHEDULE OF MINORITY/WOMEN/LOCAL OWNED BUSINESS PARTICIPATION UTILIZATION PLAN

Schedule M3

(No substitutions may be made on this submission except by prior written approval by Owner)

| | | | |
|----------------------|--|-----------------------|--------------------------------------|
| CM Name: | Turner Construction Company | Project: | Columbia Business School Above Grade |
| Company Name: | Heritage Mechanical Services | Contract: | |
| Trade: | HVAC | Telephone: | 516-558-2004 |
| Address: | 70 Schmidt Boulevard, Farmingdale NY 11735 | Project Start: | 1/1/2018 |
| As of Date: | 6/30/2020 | Project End: | Final |

| COMPANY (Tier II) | | | | | | |
|------------------------------|-----------------|----------------|-------|---------------------------|--------------------------------------|----------------------------|
| Name | MWL Designation | Joint Venture? | Trade | Original Plan Amount \$'s | Current Plan Amount (incl CO's) \$'s | Total Payment to Date \$'s |
| Heritage Mechanical Services | NON | | HVAC | \$ 8,350,000 | \$ 8,811,850 | \$ 8,811,850 |

| SUBCONTRACTORS (Tier III) | | | | | | | |
|---|-----------------|----------------|---------------------|----------|---------------------------|--------------------------------------|----------------------------|
| Name/Address/Phone # (if available) otherwise enter Trade | MWL Designation | Joint Venture? | Trade | Awarded? | Original Plan Amount \$'s | Current Plan Amount (incl CO's) \$'s | Total Payment to Date \$'s |
| MWL: | | | | | | | |
| Harry Brianum Jr. Inc. | W | No | Steel Prurchases | Yes | \$ 69,587 | \$ 85,487 | \$ 85,487 |
| Mate Matura | W | No | Insulation | Yes | \$ 750,000 | \$ 750,000 | \$ 750,000 |
| Highway Safety Protection | W | No | Lift Rental | Yes | \$ 1,386 | \$ 20,420 | \$ 20,420 |
| Independent Testing & Balancing | MWL Designation | No | Testing & Balancing | Yes | \$ 127,000 | \$ 142,136 | \$ 142,136 |
| | | | | | | | |
| NON: | | | | | | | |
| | | | | | | | |
| | | | | | | | |
| | | | | | | | |
| | | | | | | | |
| | | | | | | | |
| | | | | | | | |
| | | | | | | | |
| | | | | | | | |
| | | | | | | | |
| | | | | | | | |
| | | | | | | | |
| | | | | | | | |
| | | | | | | | |
| | | | | | | | |
| | | | | | | | |
| | | | | | | | |
| | | | | | | | |
| | | | | | | | |
| | | | | | | | |
| | | | | | | | |
| Tier III Grand Total | | | | | \$ 947,973 | \$ 998,043 | \$ 998,043 |
| MWL Tier III Total | | | | | \$ 947,973 | \$ 998,043 | \$ 998,043 |
| Non-MWL Tier III Total | | | | | \$ - | \$ - | \$ - |
| MWL % of Tier III | | | | | 11% | 11% | 11% |

If there is no Original Plan then vendors were paid on an as-needed basis or vendors were contracted after the Original Plan

SCHEDULE OF MINORITY/WOMEN/LOCAL OWNED BUSINESS PARTICIPATION UTILIZATION PLAN

(No substitutions may be made on this submission except by prior written approval by Owner)

Schedule M3

| | | | |
|----------------------|--|-----------------------|--|
| CM Name: | Turner Construction Company | | Project: Columbia Business School Above Grade |
| Company Name: | Jacsonson and Company | Contract: | |
| Trade: | Carpentry | Telephone: | (908) 355-5200 |
| Address: | 1079 East Grand Street, Elizabeth NJ 07207 | Project Start: | 1/1/2018 |
| As of Date: | 6/30/2025 | Project End: | Final |

| COMPANY (Tier II) | | | | | | | |
|-----------------------|-----------------|----------------|-----------|------------------------------|--|----------------------------------|--|
| Name | MWL Designation | Joint Venture? | Trade | Original Plan Amount \$'s | Current Plan Amount (incl CO's) \$'s | Total Payment to Date \$'s | |
| Jacsonson and Company | NON | No | Carpentry | \$ 11,000,000 | \$ 14,016,217 | \$ 14,016,217 | |

| SUBCONTRACTORS (Tier III) | | | | | | | |
|---|-----------------|----------------|-------------------|----------|------------------------------|--|----------------------------------|
| Name/Address/Phone # (if available) otherwise enter Trade | MWL Designation | Joint Venture? | Trade | Awarded? | Original Plan Amount \$'s | Current Plan Amount (incl CO's) \$'s | Total Payment to Date \$'s |
| MWL: | | | | | | | |
| City Lumber | W | No | Material supplier | Yes | \$ 1,126,113 | \$ 1,677,154 | \$ 1,677,154 |
| Park Ave | M | No | Material supplier | Yes | \$ 232,500 | \$ 310,485 | \$ 310,485 |
| X-Cell Insulation | M | No | Subcontractor | Yes | \$ 340,000 | \$ 395,198 | \$ 395,198 |
| Eastport Signs | M | No | Signage | Yes | \$ 30,000 | \$ 1,500 | \$ 1,500 |
| | | | | 62 | | | |
| | | | | | | | |
| | | | | | | | |
| | | | | | | | |
| | | | | | | | |
| | | | | | | | |
| | | | | | | | |
| | | | | | | | |
| | | | | | | | |
| | | | | | | | |
| | | | | | | | |
| | | | | | | | |
| | | | | | | | |
| | | | | | | | |
| | | | | | | | |
| | | | | | | | |
| | | | | | | | |
| | | | | | | | |
| | | | | | | | |
| | | | | | | | |
| | | | | | | | |
| Tier III Grand Total | | | | | \$ 1,728,613 | \$ 2,384,337 | \$ 2,384,337 |
| MWL Tier III Total | | | | | \$ 1,728,613 | \$ 2,384,337 | \$ 2,384,337 |
| Non-MWL Tier III Total | | | | | \$ - | \$ - | \$ - |
| MWL % of Tier III | | | | | 16% | 17% | 17% |

If there is no Original Plan then vendors were paid on an as-needed basis or vendors were contracted after the Original Plan

SCHEDULE OF MINORITY/WOMEN/LOCAL OWNED BUSINESS PARTICIPATION UTILIZATION PLAN
(No substitutions may be made on this submission except by prior written approval by Owner)

Schedule M3

| | | | |
|----------------------|---------------------------------------|-----------------------|--------------------------------------|
| CM Name: | Turner Construction Company | Project: | Columbia Business School Above Grade |
| Company Name: | JEM Architecturals, Inc. | Contract: | |
| Trade: | Ornamental Metals | Telephone: | 914-365-1500 |
| Address: | 37 Cuff Street, New Rochelle NY 10801 | Project Start: | 1/1/2018 |
| As of Date: | 6/30/2025 | Project End: | Final |

| COMPANY (Tier II) | | | | | | |
|--------------------------|-----------------|----------------|-------------------|---------------------------|--------------------------------------|----------------------------|
| Name | MWL Designation | Joint Venture? | Trade | Original Plan Amount \$'s | Current Plan Amount (incl CO's) \$'s | Total Payment to Date \$'s |
| JEM Architecturals, Inc. | NON | No | Ornamental Metals | \$ 9,290,000 | \$ 9,601,435 | \$ 9,601,435 |

| SUBCONTRACTORS (Tier III) | | | | | | | |
|---|-----------------|----------------|---------|----------|---------------------------|--------------------------------------|----------------------------|
| Name/Address/Phone # (if available) otherwise enter Trade | MWL Designation | Joint Venture? | Trade | Awarded? | Original Plan Amount \$'s | Current Plan Amount (incl CO's) \$'s | Total Payment to Date \$'s |
| MWL: | | | | | | | |
| Prisma | W | No | Mirrors | Yes | \$ 20,500 | \$ 16,077 | \$ 16,077 |
| Interstate Sales ,Inc. | W | No | Steel | Yes | \$ 30,000 | \$ 29,639 | \$ 29,639 |
| HB Steel | W | No | Steel | Yes | \$ 90,000 | \$ 54,779 | \$ 54,779 |
| | | | | | | | |
| | | | | | | | |
| | | | | | | | |
| | | | | | | | |
| | | | | | | | |
| | | | | | | | |
| | | | | | | | |
| | | | | | | | |
| | | | | | | | |
| | | | | | | | |
| | | | | | | | |
| | | | | | | | |
| | | | | | | | |
| | | | | | | | |
| | | | | | | | |
| | | | | | | | |
| | | | | | | | |
| | | | | | | | |
| | | | | | | | |
| | | | | | | | |
| | | | | | | | |
| | | | | | | | |
| | | | | | | | |
| | | | | | | | |
| | | | | | | | |
| | | | | | | | |
| | | | | | | | |

If there is no Original Plan then vendors were paid on an as-needed basis or vendors were contracted after the Original Plan

| | | | |
|-------------------------------|------------|------------|------------|
| Tier III Grand Total | \$ 140,500 | \$ 100,495 | \$ 100,495 |
| MWL Tier III Total | \$ 140,500 | \$ 100,495 | \$ 100,495 |
| Non-MWL Tier III Total | \$ - | \$ - | \$ - |
| MWL % of Tier II | 2% | 1% | 1% |

SCHEDULE OF MINORITY/WOMEN/LOCAL OWNED BUSINESS PARTICIPATION UTILIZATION PLAN

(No substitutions may be made on this submission except by prior written approval by Owner)

Schedule M3

| | | |
|---|--|---------------------------|
| CM Name: Turner Construction Company | | |
| Company Name: PJ Mechanical Corp | Project: Columbia Business School Above Grade | |
| Trade: HVAC Work | Contract: | |
| Address: 55 Bond Street | Telephone: 212-243-2555 | |
| As of Date: 6/30/2020 | Project Start: 1/1/2018 | Project End: Final |

| COMPANY (Tier II) | | | | | | |
|--------------------|-----------------|----------------|-----------|------------------------------|--|----------------------------------|
| Name | MWL Designation | Joint Venture? | Trade | Original Plan Amount \$'s | Current Plan Amount (incl CO's) \$'s | Total Payment to Date \$'s |
| PJ Mechanical Corp | NON | No | HVAC Work | \$ 11,500,000 | \$ 12,557,968 | \$ 12,557,968 |

| SUBCONTRACTORS (Tier III) | | | | | | | |
|---|-----------------|----------------|------------|----------|------------------------------|--|----------------------------------|
| Name/Address/Phone # (if available) otherwise enter Trade | MWL Designation | Joint Venture? | Trade | Awarded? | Original Plan Amount \$'s | Current Plan Amount (incl CO's) \$'s | Total Payment to Date \$'s |
| MWL: | | | | | | | |
| Hairy Brainum | W | No | Supplier | Yes | \$ 400,000 | \$ 400,000 | \$ 400,000 |
| International Asbestos Removal | W | No | Insulation | Yes | \$ 1,850,000 | \$ 1,833,380 | \$ 1,833,380 |
| | | | | | | | |
| | | | | | | | |
| | | | | | | | |
| | | | | | | | |
| | | | | | | | |
| | | | | | | | |
| | | | | | | | |
| | | | | | | | |
| | | | | | | | |
| | | | | | | | |
| | | | | | | | |
| | | | | | | | |
| | | | | | | | |
| | | | | | | | |
| | | | | | | | |
| | | | | | | | |
| | | | | | | | |
| | | | | | | | |
| | | | | | | | |
| | | | | | | | |
| | | | | | | | |
| | | | | | | | |
| | | | | | | | |
| | | | | | | | |
| Tier III Grand Total | | | | | \$ 2,250,000 | \$ 2,233,380 | \$ 2,233,380 |
| MWL Tier III Total | | | | | \$ 2,250,000 | \$ 2,233,380 | \$ 2,233,380 |
| Non-MWL Tier III Total | | | | | \$ - | \$ - | \$ - |
| MWL % of Tier III | | | | | 20% | 18% | 18% |

If there is no Original Plan then vendors were paid on an as-needed basis or vendors were contracted after the Original Plan

Date: 6/30/2025

SCHEDULE OF MINORITY/WOMEN/LOCAL OWNED BUSINESS PARTICIPATION UTILIZATION PLAN
 (No substitutions may be made on this submission except by prior written approval by Owner)

Schedule M3

CM Name: Turner Construction Company

Company Name: Post Road Iron Works **Project:** Columbia Business School Above Grade

Trade: Overhead Doors **Contract:** _____

Address: 345 West Putnam Ave. Greenwich CT 06830 **Telephone:** 203-869-6322

As of Date: 6/30/2020 **Project Start:** 1/1/2018 **Project End:** Final

| COMPANY (Tier II) | | | | | | |
|----------------------|-----------------|----------------|----------------|------------------------------|--|----------------------------------|
| Name | MWL Designation | Joint Venture? | Trade | Original Plan Amount \$'s | Current Plan Amount (incl CO's) \$'s | Total Payment to Date \$'s |
| Post Road Iron Works | NON | No | Overhead Doors | \$ 650,000 | \$ 2,751,642 | \$ 2,751,642 |

| SUBCONTRACTORS (Tier III) | | | | | | | |
|---|-----------------|----------------|----------------------------|----------|------------------------------|--|----------------------------------|
| Name/Address/Phone # (if available) otherwise enter Trade | MWL Designation | Joint Venture? | Trade | Awarded? | Original Plan Amount \$'s | Current Plan Amount (incl CO's) \$'s | Total Payment to Date \$'s |
| MWL: | | | | | | | |
| KKG Construction Inc. | M | No | Misc Metals/ Installations | Yes | \$ 746,720 | \$ 947,213 | \$ 947,213 |
| | | | | | | | |
| | | | | | | | |
| | | | | | | | |
| | | | | | | | |
| | | | | | | | |
| | | | | | | | |
| | | | | | | | |
| | | | | | | | |
| | | | | | | | |
| | | | | | | | |
| | | | | | | | |
| | | | | | | | |
| | | | | | | | |
| | | | | | | | |
| | | | | | | | |
| | | | | | | | |
| | | | | | | | |
| | | | | | | | |
| | | | | | | | |
| | | | | | | | |
| | | | | | | | |
| | | | | | | | |
| | | | | | | | |
| | | | | | | | |
| | | | | | | | |
| | | | | | | | |
| | | | | | | | |
| | | | | | | | |
| | | | | | | | |
| | | | | | | | |
| | | | | | | | |
| | | | | | | | |
| | | | | | | | |
| | | | | | | | |
| | | | | | | | |
| | | | | | | | |
| | | | | | | | |
| | | | | | | | |
| | | | | | | | |
| | | | | | | | |
| | | | | | | | |
| | | | | | | | |
| | | | | | | | |
| | | | | | | | |
| | | | | | | | |

If there is no Original Plan then vendors were paid on an as-needed basis or vendors were contracted after the Original Plan

| | | | |
|------------------------|------------|------------|------------|
| Tier III Grand Total | \$ 746,720 | \$ 947,213 | \$ 947,213 |
| MWL Tier III Total | \$ 746,720 | \$ 947,213 | \$ 947,213 |
| Non-MWL Tier III Total | \$ - | \$ - | \$ - |
| MWL % of Tier II | 115% | 34% | 34% |

Date: 6/30/2025

SCHEDULE OF MINORITY/WOMEN/LOCAL OWNED BUSINESS PARTICIPATION UTILIZATION PLAN

(No substitutions may be made on this submission except by prior written approval by Owner)

Schedule M3

| | |
|--|--|
| CM Name: Turner Construction Company | Project: Columbia Business School Above Grade |
| Company Name: Roger & Sons Concrete, Inc. | Contract: |
| Trade: Concrete | Telephone: 845-227-6033 |
| Address: 1474 Route 55, LaGrangeville, NY 12540 | Project Start: 1/1/2018 |
| As of Date: 6/30/2025 | Project End: Final |

| COMPANY (Tier II) | | | | | | | |
|-----------------------------|-----------------|----------------|----------|------------------------------|--|----------------------------------|--|
| Name | MWL Designation | Joint Venture? | Trade | Original Plan Amount \$'s | Current Plan Amount (incl CO's) \$'s | Total Payment to Date \$'s | |
| Roger & Sons Concrete, Inc. | M | No | Concrete | \$ 10,887,633 | \$ 12,257,970 | \$ 12,257,970 | |

| SUBCONTRACTORS (Tier III) | | | | | | | |
|---|-----------------|----------------|----------------------------|----------|------------------------------|--|----------------------------------|
| Name/Address/Phone # (if available) otherwise enter Trade | MWL Designation | Joint Venture? | Trade | Awarded? | Original Plan Amount \$'s | Current Plan Amount (incl CO's) \$'s | Total Payment to Date \$'s |
| MWL: | | | | | | | |
| Cole Technologies | M | No | Floor Flatness Inspections | Yes | \$ 11,165 | \$ 14,013 | \$ 14,013 |
| Precision Concrete | M-ESD | No | Concrete Pump Services | Yes | \$ 204,413 | \$ 86,852 | \$ 86,852 |
| Tonage Inc | M-ESD | No | Rebar Installation | Yes | \$ 1,181,754 | \$ 1,296,982 | \$ 1,296,982 |
| | | | | | | | |
| | | | | 62 | | | |
| NON: | | | | | | | |
| | | | | | | | |
| | | | | | | | |
| | | | | | | | |
| | | | | | | | |
| | | | | | | | |
| | | | | | | | |
| | | | | | | | |
| | | | | | | | |
| | | | | | | | |
| | | | | | | | |
| | | | | | | | |
| | | | | | | | |
| | | | | | | | |
| | | | | | | | |
| | | | | | | | |
| | | | | | | | |
| | | | | | | | |
| | | | | | | | |
| Tier III Grand Total | | | | | \$ 1,397,332 | \$ 1,397,847 | \$ 1,397,847 |
| MWL Tier III Total | | | | | \$ 1,397,332 | \$ 1,397,847 | \$ 1,397,847 |
| Non-MWL Tier III Total | | | | | \$ - | \$ - | \$ - |
| MWL % of Tier III | | | | | 13% | 11% | 11% |

If there is no Original Plan then vendors were paid on an as-needed basis or vendors were contracted after the Original Plan

Date: 6/30/2025

SCHEDULE OF MINORITY/WOMEN/LOCAL OWNED BUSINESS PARTICIPATION UTILIZATION PLAN

(No substitutions may be made on this submission except by prior written approval by Owner)

Schedule M3

| | | |
|----------------------|--|--|
| CM Name: | Turner Construction Company | |
| Company Name: | Schneider Electric | Project: Columbia Business School Above Grade |
| Trade: | Building Management System | Contract: |
| Address: | 210 Meadowlands Parkway, Secaucus NJ 07094 | Telephone: 609-865-1502 |
| As of Date: | 6/30/2020 | Project Start: 1/1/2018 |
| | | Project End: Final |

| COMPANY (Tier II) | | | | | | |
|--------------------------|-----------------|----------------|----------------------------|------------------------------|--|----------------------------------|
| Name | MWL Designation | Joint Venture? | Trade | Original Plan Amount \$'s | Current Plan Amount (incl CO's) \$'s | Total Payment to Date \$'s |
| Schneider Electric | NON | No | Building Management System | \$ 4,655,000 | \$ 5,044,492 | \$ 5,044,492 |

| SUBCONTRACTORS (Tier III) | | | | | | | | |
|---|-----------------|----------------|-------------------|----------|-------------------------------|--|----------------------------------|--------------|
| Name/Address/Phone # (if available) otherwise enter Trade | MWL Designation | Joint Venture? | Trade | Awarded? | Original Plan Amount \$'s | Current Plan Amount (incl CO's) \$'s | Total Payment to Date \$'s | |
| <i>MWL:</i> | | | | | | | | |
| EnTech Engineering | W | No | BIM Coordinatior | Yes | \$ 15,000 | \$ 85,948 | \$ 85,948 | |
| Kane Communications | W | No | Electrician | Yes | \$ 790,000 | \$ 902,192 | \$ 902,192 | |
| Olive Controls, Inc. | M | No | Electrician | Yes | \$ 600,000 | \$ 659,500 | \$ 659,500 | |
| Argent Associates | MW-ESD | No | Material Supplier | Yes | \$ 100,000 | \$ 96,261 | \$ 96,261 | |
| | | | | | | | | |
| | | | 62 | | | | | |
| <i>NON:</i> | | | | | | | | |
| LV Solutions Inc. | NON | No | Electrician | Yes | \$ 21,800 | \$ 94,627 | \$ 94,267 | |
| | | | | | | | | |
| | | | | | | | | |
| | | | | | | | | |
| | | | | | | | | |
| | | | | | | | | |
| | | | | | | | | |
| | | | | | | | | |
| | | | | | | | | |
| | | | | | | | | |
| | | | | | | | | |
| | | | | | | | | |
| | | | | | | | | |
| | | | | | | | | |
| | | | | | | | | |
| | | | | | | | | |
| | | | | | | | | |
| | | | | | | | | |
| | | | | | | | | |
| | | | | | | | | |
| | | | | | | | | |
| | | | | | | | | |
| | | | | | | | | |
| | | | | | | | | |
| | | | | | | | | |
| | | | | | | | | |
| | | | | | | | | |
| <i>If there is no Original Plan then vendors were paid on an as-needed basis or vendors were contracted after the Original Plan</i> | | | | | Tier III Grand Total | \$ 1,526,800 | \$ 1,838,528 | \$ 1,838,168 |
| | | | | | MWL Tier III Total | \$ 1,505,000 | \$ 1,743,901 | \$ 1,743,901 |
| | | | | | Non-MWL Tier III Total | \$ 21,800 | \$ 94,627 | \$ 94,267 |
| | | | | | MWL % of Tier III | 32% | 35% | 35% |

Date: 6/30/2025

SCHEDULE OF MINORITY/WOMEN/LOCAL OWNED BUSINESS PARTICIPATION UTILIZATION PLAN

(No substitutions may be made on this submission except by prior written approval by Owner)

Schedule M3

CM Name: Turner Construction Company
Company Name: Schneider Electric
Trade: IT/Secutiry
Address: 210 Meadowlands Parkway, Secaucus NJ 07094
As of Date: 6/30/2020

Project: Columbia Business School Above Grade
Contract:
Telephone: 609-865-1502
Project Start: 1/1/2018
Project End: Final

| COMPANY (Tier II) | | | | | | |
|--------------------|-----------------|----------------|-------------|---------------------------|--------------------------------------|----------------------------|
| Name | MWL Designation | Joint Venture? | Trade | Original Plan Amount \$'s | Current Plan Amount (incl CO's) \$'s | Total Payment to Date \$'s |
| Schneider Electric | NON | No | IT/Secutiry | \$ 10,083,300 | \$ 10,049,791 | \$ 10,049,791 |

| SUBCONTRACTORS (Tier III) | | | | | | | |
|---|-----------------|----------------|-----------------|----------|---------------------------|--------------------------------------|----------------------------|
| Name/Address/Phone # (if available) otherwise enter Trade | MWL Designation | Joint Venture? | Trade | Awarded? | Original Plan Amount \$'s | Current Plan Amount (incl CO's) \$'s | Total Payment to Date \$'s |
| MWL: | | | | | | | |
| EnTech Engineering | W | No | BIM Coordinator | Yes | \$ 25,000 | \$ 24,457 | \$ 24,457 |
| Touch Tel | W | No | Electrician | Yes | \$ 2,123,500 | \$ 2,077,796 | \$ 2,077,796 |
| Kane Communications | W | No | Electrician | Yes | \$ 1,746,231 | \$ 2,189,004 | \$ 2,189,004 |
| Argent Associates | W | No | Material Vendor | Yes | \$ 146,000 | \$ 146,000 | \$ 146,000 |
| NON: | | | | | | | |
| | | | | | | | |
| | | | | | | | |
| | | | | | | | |
| | | | | | | | |
| | | | | | | | |
| | | | | | | | |
| | | | | | | | |
| | | | | | | | |
| | | | | | | | |
| | | | | | | | |
| | | | | | | | |
| | | | | | | | |
| | | | | | | | |
| | | | | | | | |
| | | | | | | | |
| | | | | | | | |
| | | | | | | | |
| | | | | | | | |
| | | | | | | | |
| | | | | | | | |
| | | | | | | | |
| | | | | | | | |
| | | | | | | | |
| | | | | | | | |
| | | | | | | | |
| | | | | | | | |
| | | | | | | | |
| | | | | | | | |
| | | | | | | | |
| | | | | | | | |
| | | | | | | | |
| | | | | | | | |
| | | | | | | | |
| | | | | | | | |
| | | | | | | | |
| | | | | | | | |
| | | | | | | | |
| | | | | | | | |

If there is no Original Plan then vendors were paid on an as-needed basis or vendors were contracted after the Original Plan

| | | | |
|------------------------|--------------|--------------|--------------|
| Tier III Grand Total | \$ 4,040,731 | \$ 4,437,257 | \$ 4,437,257 |
| MWL Tier III Total | \$ 4,040,731 | \$ 4,437,257 | \$ 4,437,257 |
| Non-MWL Tier III Total | \$ - | \$ - | \$ - |
| MWL % of Tier III | 40% | 44% | 44% |

Date: 6/30/2025

SCHEDULE OF MINORITY/WOMEN/LOCAL OWNED BUSINESS PARTICIPATION UTILIZATION PLAN

(No substitutions may be made on this submission except by prior written approval by Owner)

Schedule M3

| | | |
|----------------------|--|--|
| CM Name: | Turner Construction Company | |
| Company Name: | Sherland & Farrington Inc | Project: Columbia Business School Above Grade |
| Trade: | Resilent Flooring | Contract: |
| Address: | 253 West 28th Street, New York, NY 10001 | Telephone: 212-206-7500 |
| As of Date: | 6/30/2020 | Project Start: 1/1/2018 |
| | | Project End: Final |

| COMPANY (Tier II) | | | | | | |
|---------------------------|-----------------|----------------|-------------------|------------------------------|--|----------------------------------|
| Name | MWL Designation | Joint Venture? | Trade | Original Plan Amount \$'s | Current Plan Amount (incl CO's) \$'s | Total Payment to Date \$'s |
| Sherland & Farrington Inc | NON | No | Resilent Flooring | \$ 2,439,943 | \$ 3,449,334 | \$ 3,449,334 |

| SUBCONTRACTORS (Tier III) | | | | | | | |
|---|-----------------|----------------|--------------------|----------|------------------------------|--|----------------------------------|
| Name/Address/Phone # (if available) otherwise enter Trade | MWL Designation | Joint Venture? | Trade | Awarded? | Original Plan Amount \$'s | Current Plan Amount (incl CO's) \$'s | Total Payment to Date \$'s |
| MWL: | | | | | | | |
| ProCarpet | W-ESD | No | Flooring Materials | Yes | | \$ 1,010,755 | \$ 1,010,755 |
| | | | | | | | |
| NON: | | | | | 62 | | |
| | | | | | | | |
| | | | | | | | |
| | | | | | | | |
| | | | | | | | |
| | | | | | | | |
| | | | | | | | |
| | | | | | | | |
| | | | | | | | |
| | | | | | | | |
| | | | | | | | |
| | | | | | | | |
| | | | | | | | |
| | | | | | | | |
| | | | | | | | |
| | | | | | | | |
| | | | | | | | |
| | | | | | | | |
| Tier III Grand Total | | | | | \$ - | \$ 1,010,755 | \$ 1,010,755 |
| MWL Tier III Total | | | | | \$ - | \$ 1,010,755 | \$ 1,010,755 |
| Non-MWL Tier III Total | | | | | \$ - | \$ - | \$ - |
| MWL % of Tier II | | | | | 0% | 29% | 29% |

If there is no Original Plan then vendors were paid on an as-needed basis or vendors were contracted after the Original Plan

SCHEDULE OF MINORITY/WOMEN/LOCAL OWNED BUSINESS PARTICIPATION UTILIZATION PLAN

(No substitutions may be made on this submission except by prior written approval by Owner)

Schedule M3

| | | | |
|----------------------|----------------------------------|-----------------------|--------------------------------------|
| CM Name: | Turner Construction Company | Project: | Columbia Business School Above Grade |
| Company Name: | Spectrum Painting Corp. | Contract: | |
| Trade: | Resinous Flooring | Telephone: | 914-723-4800 |
| Address: | 5 N. Greenwich Rd monk, NY 10504 | Project Start: | 1/1/2018 |
| As of Date: | 6/30/2025 | Project End: | Final |

| COMPANY (Tier II) | | | | | | |
|-------------------------|-----------------|----------------|----------|---------------------------|--------------------------------------|----------------------------|
| Name | MWL Designation | Joint Venture? | Trade | Original Plan Amount \$'s | Current Plan Amount (incl CO's) \$'s | Total Payment to Date \$'s |
| Spectrum Painting Corp. | NON | No | Painting | \$ 2,983,056 | \$ 3,975,287 | \$ 3,975,287 |

| SUBCONTRACTORS (Tier III) | | | | | | | |
|---|-----------------|----------------|-----------|----------|---------------------------|--------------------------------------|----------------------------|
| Name/Address/Phone # (if available) otherwise enter Trade | MWL Designation | Joint Venture? | Trade | Awarded? | Original Plan Amount \$'s | Current Plan Amount (incl CO's) \$'s | Total Payment to Date \$'s |
| MWL: | | | | | | | |
| Claridge | W | No | Supplier | Yes | \$ 400,000 | \$ 256,527 | \$ 256,527 |
| Platinum Supply | W | No | Supplier | Yes | \$ 10,000 | \$ 887 | \$ 887 |
| Manhattan Painting & Decorating | W | No | Painting | Yes | \$ 100,000 | \$ 215,324 | \$ 215,324 |
| Commodore Painting | W | No | Carpentry | Yes | \$ 250,000 | \$ 257,900 | \$ 257,900 |
| NON: | | | 62 | | | | |
| | | | | | | | |
| | | | | | | | |
| | | | | | | | |
| | | | | | | | |
| | | | | | | | |
| | | | | | | | |
| | | | | | | | |
| | | | | | | | |
| | | | | | | | |
| | | | | | | | |
| | | | | | | | |
| | | | | | | | |
| | | | | | | | |
| | | | | | | | |
| | | | | | | | |
| | | | | | | | |
| | | | | | | | |
| | | | | | | | |
| | | | | | | | |
| | | | | | | | |
| | | | | | | | |
| | | | | | | | |
| | | | | | | | |
| | | | | | | | |
| | | | | | | | |
| Tier III Grand Total | | | | | \$ 760,000 | \$ 730,638 | \$ 730,638 |
| MWL Tier III Total | | | | | \$ 760,000 | \$ 730,638 | \$ 730,638 |
| Non-MWL Tier III Total | | | | | \$ - | \$ - | \$ - |
| MWL % of Tier II | | | | | 25% | 18% | 18% |

If there is no Original Plan then vendors were paid on an as-needed basis or vendors were contracted after the Original Plan

SCHEDULE OF MINORITY/WOMEN/LOCAL OWNED BUSINESS PARTICIPATION UTILIZATION PLAN

(No substitutions may be made on this submission except by prior written approval by Owner)

Schedule M3

CM Name: Turner Construction Company
Company Name: Spectrum Painting Corp. Project: Columbia Business School Above Grade
Trade: Resinous Flooring Contract:
Address: 5 N. Greenwich Rd monk, NY 10504 Telephone: 914-723-4800
As of Date: 6/30/2025 Project Start: 1/1/2018 Project End: In Progress

COMPANY (Tier II)

| Name | MWL Designation | Joint Venture? | Trade | Original Plan Amount \$'s | Current Plan Amount (incl CO's) \$'s | Total Payment to Date \$'s |
|-------------------------|-----------------|----------------|-------------------|---------------------------|--------------------------------------|----------------------------|
| Spectrum Painting Corp. | NON | No | Resinous Flooring | \$ 765,950 | \$ 877,878 | \$ 877,878 |

SUBCONTRACTORS (Tier III)

| Name/Address/Phone # (if available) otherwise enter Trade | MWL Designation | Joint Venture? | Trade | Awarded? | Original Plan Amount \$'s | Current Plan Amount (incl CO's) \$'s | Total Payment to Date \$'s |
|---|-----------------|----------------|-------------------|----------|---------------------------|--------------------------------------|----------------------------|
| MWL: | | | | | | | |
| Centron Enterprises, LLC | M | No | Resinous Flooring | Yes | \$ 162,765 | \$ 585,446 | \$ 585,446 |
| NON: | | | | | | | |
| | | | | | | | |
| | | | | | | | |
| | | | | | | | |
| | | | | | | | |
| | | | | | | | |
| | | | | | | | |
| | | | | | | | |
| | | | | | | | |
| | | | | | | | |
| | | | | | | | |
| | | | | | | | |
| | | | | | | | |
| | | | | | | | |
| | | | | | | | |
| | | | | | | | |
| | | | | | | | |
| | | | | | | | |

If there is no Original Plan then vendors were paid on an as-needed basis or vendors were contracted after the Original Plan

| | | | |
|------------------------|------------|------------|------------|
| Tier III Grand Total | \$ 162,765 | \$ 585,446 | \$ 585,446 |
| MWL Tier III Total | \$ 162,765 | \$ 585,446 | \$ 585,446 |
| Non-MWL Tier III Total | \$ - | \$ - | \$ - |
| MWL % of Tier II | 21% | 67% | 67% |

Date: 6/30/2025

SCHEDULE OF MINORITY/WOMEN/LOCAL OWNED BUSINESS PARTICIPATION UTILIZATION PLAN

(No substitutions may be made on this submission except by prior written approval by Owner)

Schedule M3

| | | |
|----------------------|-------------------------------------|--|
| CM Name: | Turner Construction Company | Project: Columbia Business School Above Grade |
| Company Name: | Turner Logistics LLC | Contract: |
| Trade: | MEP Pre-Purchase Equip | Telephone: 201-722-3800 |
| Address: | 3 Paragon Drive, Montvale, NJ 07645 | |
| As of Date: | 6/30/2025 | Project Start: 1/1/2018 |
| | | Project End: In Progress |

| COMPANY (Tier II) | | | | | | |
|----------------------|-----------------|----------------|------------------------|------------------------------|--|----------------------------------|
| Name | MWL Designation | Joint Venture? | Trade | Original Plan Amount \$'s | Current Plan Amount (incl CO's) \$'s | Total Payment to Date \$'s |
| Turner Logistics LLC | NON | No | MEP Pre-Purchase Equip | \$ 4,213,575 | \$ 4,344,066 | \$ 4,344,066 |

| SUBCONTRACTORS (Tier III) | | | | | | | |
|---|-----------------|----------------|------------|----------|------------------------------|--|----------------------------------|
| Name/Address/Phone # (if available) otherwise enter Trade | MWL Designation | Joint Venture? | Trade | Awarded? | Original Plan Amount \$'s | Current Plan Amount (incl CO's) \$'s | Total Payment to Date \$'s |
| MWL: | | | | | | | |
| Turtle & Hughes | W-ESD | No | Electrical | Yes | \$ 2,218,750 | \$ 2,496,820 | \$ 2,496,820 |
| | | | | | | | |
| | | | | | | | |
| | | | | | | | |
| | | | | | | | |
| | | | | | | | |
| | | | | | | | |
| | | | | | | | |
| | | | | | | | |
| | | | | | | | |
| | | | | | | | |
| | | | | | | | |
| | | | | | | | |
| | | | | | | | |
| | | | | | | | |
| | | | | | | | |
| | | | | | | | |
| | | | | | | | |
| | | | | | | | |
| | | | | | | | |
| | | | | | | | |
| | | | | | | | |
| | | | | | | | |

If there is no Original Plan then vendors were paid on an as-needed basis or vendors were contracted after the Original Plan

| | | | |
|------------------------|--------------|--------------|--------------|
| Tier III Grand Total | \$ 2,218,750 | \$ 2,496,820 | \$ 2,496,820 |
| MWL Tier III Total | \$ 2,218,750 | \$ 2,496,820 | \$ 2,496,820 |
| Non-MWL Tier III Total | \$ - | \$ - | \$ - |
| MWL % of Tier III | 53% | 57% | 57% |

Date: 6/30/2025

SCHEDULE OF MINORITY/WOMEN/LOCAL OWNED BUSINESS PARTICIPATION UTILIZATION PLAN

Schedule M3

(No substitutions may be made on this submission except by prior written approval by Owner)

| | |
|--|--|
| CM Name: Turner Construction Company | Project: Columbia Business School Above Grade |
| Company Name: Unity Electric | Contract: |
| Trade: Electrical | Telephone: 718-593-4300 |
| Address: 65-45 Fresh Meadow Lane Flushing, NY 11365 | Project Start: 1/1/2018 |
| As of Date: 6/30/2025 | Project End: Final |

| COMPANY (Tier II) | | | | | | |
|-------------------|-----------------|----------------|------------|------------------------------|--|----------------------------------|
| Name | MWL Designation | Joint Venture? | Trade | Original Plan Amount \$'s | Current Plan Amount (incl CO's) \$'s | Total Payment to Date \$'s |
| Unity Electric | NON | No | Electrical | \$ 10,550,000 | \$ 12,087,999 | \$ 12,087,999 |

| SUBCONTRACTORS (Tier III) | | | | | | | |
|---|-----------------|----------------|------------|----------|------------------------------|--|----------------------------------|
| Name/Address/Phone # (if available) otherwise enter Trade | MWL Designation | Joint Venture? | Trade | Awarded? | Original Plan Amount \$'s | Current Plan Amount (incl CO's) \$'s | Total Payment to Date \$'s |
| MWL: | | | | | | | |
| Turtle & Hughes | W | No | Electrical | Yes | \$ 8,457 | \$ 286,632 | \$ 286,632 |
| Weltman Lighting | W | No | Electrical | Yes | \$ 310,000 | \$ 354,659 | \$ 354,659 |
| J&M Electric Corp. | W | No | Electrical | Yes | \$ 141,678 | \$ 235,278 | \$ 235,278 |
| | | | | | | | |
| | | | | | | | |
| | | | | | | | |
| | | | | | | | |
| | | | | | | | |
| | | | | | | | |
| | | | | | | | |
| | | | | | | | |
| | | | | | | | |
| | | | | | | | |
| | | | | | | | |
| | | | | | | | |
| | | | | | | | |
| | | | | | | | |
| | | | | | | | |
| | | | | | | | |
| | | | | | | | |
| | | | | | | | |
| | | | | | | | |
| | | | | | | | |
| | | | | | | | |
| | | | | | | | |
| | | | | | | | |
| | | | | | | | |
| | | | | | | | |
| | | | | | | | |
| | | | | | | | |
| | | | | | | | |
| | | | | | | | |
| | | | | | | | |
| | | | | | | | |
| | | | | | | | |
| | | | | | | | |
| | | | | | | | |
| | | | | | | | |

If there is no Original Plan then vendors were paid on an as-needed basis or vendors were contracted after the Original Plan

| | | | |
|------------------------|------------|------------|------------|
| Tier III Grand Total | \$ 460,135 | \$ 876,569 | \$ 876,569 |
| MWL Tier III Total | \$ 460,135 | \$ 876,569 | \$ 876,569 |
| Non-MWL Tier III Total | \$ - | \$ - | \$ - |
| MWL % of Tier II | 4% | 7% | 7% |

Date: 6/30/2025

SCHEDULE OF MINORITY/WOMEN/LOCAL OWNED BUSINESS PARTICIPATION UTILIZATION PLAN

(No substitutions may be made on this submission except by prior written approval by Owner)

Schedule M3

| | | | |
|----------------------|-----------------------------|-----------------------|--------------------------------------|
| CM Name: | Turner Construction Company | Project: | Columbia Business School Above Grade |
| Company Name: | Zwicker Electric | Contract: | |
| Trade: | Electricians | Telephone: | 212-477-8400 |
| Address: | 360 Park Ave South | Project Start: | 1/1/2018 |
| As of Date: | 6/30/2025 | Project End: | Final |

| COMPANY (Tier II) | | | | | | |
|-------------------|-----------------|----------------|--------------|---------------------------|--------------------------------------|----------------------------|
| Name | MWL Designation | Joint Venture? | Trade | Original Plan Amount \$'s | Current Plan Amount (Incl CO's) \$'s | Total Payment to Date \$'s |
| Zwicker Electric | NON | No | Electricians | \$ 1,476,000 | \$ 1,748,752 | \$ 1,748,752 |

| SUBCONTRACTORS (Tier III) | | | | | | | |
|---|-----------------|----------------|------------|----------|---------------------------|--------------------------------------|----------------------------|
| Name/Address/Phone # (if available) otherwise enter Trade | MWL Designation | Joint Venture? | Trade | Awarded? | Original Plan Amount \$'s | Current Plan Amount (Incl CO's) \$'s | Total Payment to Date \$'s |
| MWL: | | | | | | | |
| NB Electrical Enclosure Manufacturer | M | No | Fabricator | Yes | \$ 25,000 | \$ 77,213 | \$ 77,213 |
| Benfield Electric | L | No | Supplier | Yes | \$ 500,000 | \$ 656,819 | \$ 656,819 |
| Cassone Leasing Inc | W-ESD | No | Supplier | Yes | \$ 30,000 | \$ 16,221 | \$ 16,221 |
| Sunbelt Rentals | L | No | Supplier | Yes | \$ 20,000 | \$ 102,892 | \$ 102,892 |
| Turtle and Hughes | W-ESD | No | Supplier | Yes | \$ 500,000 | \$ 1,199,780 | \$ 1,199,780 |
| Hailey Insulation | W-ESD | No | | Yes | \$ 50,000 | \$ 29,719 | \$ 29,719 |
| NON: | | | | | | | |
| | | | | | | | |
| | | | | | | | |
| | | | | | | | |
| | | | | | | | |
| | | | | | | | |
| | | | | | | | |
| | | | | | | | |
| | | | | | | | |
| | | | | | | | |
| | | | | | | | |
| | | | | | | | |
| | | | | | | | |
| | | | | | | | |
| | | | | | | | |
| | | | | | | | |
| | | | | | | | |
| | | | | | | | |
| | | | | | | | |
| | | | | | | | |
| | | | | | | | |
| | | | | | | | |
| | | | | | | | |
| | | | | | | | |
| | | | | | | | |
| | | | | | | | |
| | | | | | | | |
| | | | | | | | |
| | | | | | | | |

| | |
|--|---|
| <p><i>If there is no Original Plan then vendors were paid on an as-needed basis or vendors were contracted after the Original Plan</i></p> | <p>Tier III Grand Total \$ 1,125,000 \$ 2,082,644 \$ 2,082,644</p> <p>MWL Tier III Total \$ 1,125,000 \$ 2,082,644 \$ 2,082,644</p> <p>Non-MWL Tier III Total \$ - \$ - \$ -</p> <p>MWL % of Tier III 76% 119% 119%</p> |
|--|---|

Date: 6/30/2025

SCHEDULE OF MINORITY/WOMEN/LOCAL OWNED BUSINESS PARTICIPATION UTILIZATION PLAN

Schedule M1

(No substitutions may be made on this submission except by prior written approval by Owner)

Owner Name: Columbia University Project: Columbia Business School Below Grade
 Address: 410 West 118th Street, NY, NY 10027 Telephone:
 As of Date: 6/30/2025 Project Start: 1/1/2018 Project End: In Progress

| OWNER | | | | | | |
|---------------------|-----------------|----------------|-------|---------------------------|--------------------------------------|----------------------------|
| Name | MWL Designation | Joint Venture? | Trade | Original Plan Amount \$'s | Current Plan Amount (incl CO's) \$'s | Total Payment to Date \$'s |
| Columbia University | NON | No | Owner | \$ - | \$ 1,433,202 | \$ 1,433,202 |

| DIRECT SPEND VENDORS (Tier I) | | | | | | | | |
|---|-----------------|----------------|-------------------------|----------|----------------------------|--------------------------------------|----------------------------|--------------|
| Name/Address/Phone # (if available) otherwise enter Trade | MWL Designation | Joint Venture? | Trade | Awarded? | Original Plan Amount \$'s | Current Plan Amount (incl CO's) \$'s | Total Payment to Date \$'s | |
| MWL: | | | | | | | | |
| Mamais Contracting Corp | WL-ESD | No | Contracting | Yes | \$ 199,790 | \$ 388,993 | \$ 388,993 | |
| Green girl Printing and Messenger Inc. | W-ESD | No | Printing and Messenger | Yes | \$ - | \$ 2,525 | \$ 2,525 | |
| Scrub clean Maintenance Corp. | MW-ESD | No | Cleaning | Yes | \$ 15,480 | \$ 15,480 | \$ 15,480 | |
| King Rose of NY Inc. | L-ESD | No | General Contractor | Yes | \$ 47,829 | \$ 93,237 | \$ 23,386 | |
| Watson Plumbing & Heating | ML | No | Plumbing and Heating | Yes | \$ - | \$ 310 | \$ 310 | |
| Crown Sign Systems | W | Yes | Signage | Yes | \$ - | \$ 12,076 | \$ 12,076 | |
| Waldners Business Environments | W-ESD | No | Fixtures/Furniture | Yes | \$ - | \$ 544,234 | \$ 544,234 | |
| NON: | | | | | | | | |
| American Electrical Testing Co LLC | NON | No | Testing | Yes | \$ 6,000 | \$ 21,150 | \$ 21,150 | |
| Construction Documentation of NYC LLC | NON | No | AV/Cable/Telecom | Yes | \$ 12,000 | \$ 12,000 | \$ 10,875 | |
| Dal Electrical Corp | NON | No | Electrical | Yes | \$ 1,353 | \$ 1,353 | \$ 1,353 | |
| Darci Plumbing Co Inc. | NON | No | Plumbing | Yes | \$ 135,965 | \$ 315,086 | \$ 146,691 | |
| Hellman Construction Co Inc. | NON | No | General Contractor | Yes | \$ 4,852 | \$ 4,852 | \$ 4,852 | |
| Jacobs Engineering New York | NON | No | Engineering | Yes | \$ - | \$ 559 | \$ 559 | |
| LiRo Engineers Inc | NON | No | Engineering | Yes | \$ 249,588 | \$ 249,588 | \$ 140,565 | |
| Stoncor Group | NON | No | Flooring | Yes | \$ 1,300 | \$ 39,600 | \$ 39,600 | |
| Acid Waste Mgt Inc | NON | No | Waste Management | Yes | \$ - | \$ 23,972 | \$ 23,972 | |
| Lend Lease US Construction LMB | NON | No | Construction Management | Yes | \$ - | \$ 29,501 | \$ 29,501 | |
| E-J ELECTRIC INSTALLATION CO. | NON | No | Electrical | Yes | \$ - | \$ 3,828 | \$ 3,828 | |
| HUNTS POINT MOTOR INC | NON | No | Pumps/Electric Motors | Yes | \$ - | \$ 23,252 | \$ 23,252 | |
| | | | | | | | | |
| | | | | | | | | |
| | | | | | | | | |
| | | | | | | | | |
| | | | | | | | | |
| | | | | | | | | |
| | | | | | | | | |
| | | | | | | | | |
| | | | | | | | | |
| | | | | | | | | |
| | | | | | | | | |
| | | | | | | | | |
| | | | | | | | | |
| | | | | | | | | |
| | | | | | | | | |
| | | | | | | | | |
| | | | | | | | | |
| | | | | | | | | |
| | | | | | | | | |
| | | | | | | | | |
| | | | | | | | | |
| | | | | | | | | |
| | | | | | | | | |
| | | | | | | | | |
| | | | | | | | | |
| | | | | | Direct Spend Grand Total | \$ 674,157 | \$ 1,781,596 | \$ 1,433,202 |
| | | | | | MWL Direct Spend Total | \$ 263,099 | \$ 1,056,855 | \$ 987,004 |
| | | | | | Non-MWL Direct Spend Total | \$ 411,058 | \$ 724,741 | \$ 446,198 |
| | | | | | MWL % of Total | 39% | 59% | 69% |

If there is no Original Plan then vendors were paid on an as-needed basis or vendors were contracted after the Original Plan

Date: 6/30/2025

SCHEDULE OF MINORITY/WOMEN/LOCAL OWNED BUSINESS PARTICIPATION UTILIZATION PLAN
(No substitutions may be made on this submission except by prior written approval by Owner)

Schedule M1

Owner Name: Columbia University **Project:** Columbia Business School Below Grade
Address: 410 West 118th Street, NY, NY 10027 **Telephone:**
As of Date: 6/30/2025 **Project Start:** 1/1/2018 **Project End:** In Progress

| OWNER | | | | | | |
|---------------------|-----------------|----------------|-------|---------------------------|--------------------------------------|----------------------------|
| Name | MWL Designation | Joint Venture? | Trade | Original Plan Amount \$'s | Current Plan Amount (incl CO's) \$'s | Total Payment to Date \$'s |
| Columbia University | NON | No | Owner | \$ 107,362,917 | \$ 100,430,980 | \$ 90,409,424 |

| DIRECT SPEND VENDORS (Tier I) | | | | | | | |
|---|-----------------|----------------|--------------|----------|---------------------------|--------------------------------------|----------------------------|
| Name/Address/Phone # (if available) otherwise enter Trade | MWL Designation | Joint Venture? | Trade | Awarded? | Original Plan Amount \$'s | Current Plan Amount (incl CO's) \$'s | Total Payment to Date \$'s |
| NON: | | | | | | | |
| Turner Construction Company | NON | No | Construction | Yes | \$ 107,362,917 | \$ 100,430,980 | \$ 90,409,424 |
| | | | | | | | |
| | | | | | | | |
| | | | | | | | |
| | | | | | | | |
| | | | | | | | |
| | | | | | | | |
| | | | | | | | |
| | | | | | | | |
| | | | | | | | |
| | | | | | | | |
| | | | | | | | |
| | | | | | | | |
| | | | | | | | |
| | | | | | | | |
| | | | | | | | |
| | | | | | | | |
| | | | | | | | |
| | | | | | | | |
| | | | | | | | |
| | | | | | | | |
| | | | | | | | |
| | | | | | | | |
| | | | | | | | |
| | | | | | | | |
| | | | | | | | |
| | | | | | | | |
| | | | | | | | |
| | | | | | | | |
| | | | | | | | |
| | | | | | | | |
| | | | | | | | |
| | | | | | | | |
| | | | | | | | |
| | | | | | | | |
| | | | | | | | |

If there is no Original Plan then vendors were paid on an as-needed basis or vendors were contracted after the Original Plan

| | | | |
|----------------------------|----------------|----------------|---------------|
| Direct Spend Grand Total | \$ 107,362,917 | \$ 100,430,980 | \$ 90,409,424 |
| MWL Direct Spend Total | \$ - | \$ - | \$ - |
| Non-MWL Direct Spend Total | \$ 107,362,917 | \$ 100,430,980 | \$ 90,409,424 |
| MWL % of Total | 0% | 0% | 0% |

Date: 6/30/2025

SCHEDULE OF MINORITY/WOMEN/LOCAL OWNED BUSINESS PARTICIPATION UTILIZATION PLAN

Schedule M1

(No substitutions may be made on this submission except by prior written approval by Owner)

| | | |
|--------------------|-------------------------------------|--|
| Owner Name: | Columbia University | Project: Columbia Business School Below Grade |
| Address: | 410 West 118th Street, NY, NY 10027 | Telephone: |
| As of Date: | 6/30/2025 | Project Start: 1/1/2018 Project End: In Progress |

| OWNER | | | | | | |
|---------------------|-----------------|----------------|-------|------------------------------|--|----------------------------------|
| Name | MWL Designation | Joint Venture? | Trade | Original Plan Amount \$'s | Current Plan Amount (incl CO's) \$'s | Total Payment to Date \$'s |
| Columbia University | NON | No | Owner | \$ 4,433,070 | \$ 4,433,070 | \$ 2,198,994 |

| DIRECT SPEND VENDORS (Tier I) | | | | | | | |
|---|-----------------|----------------|--------------|----------|------------------------------|--|----------------------------------|
| Name/Address/Phone # (if available) otherwise enter Trade | MWL Designation | Joint Venture? | Trade | Awarded? | Original Plan Amount \$'s | Current Plan Amount (incl CO's) \$'s | Total Payment to Date \$'s |
| NON: | | | | | | | |
| EG Munoz Construction LLC | M | No | Construction | Yes | \$ 4,433,070 | \$ 4,433,070 | \$ 2,198,994 |
| | | | | | | | |
| | | | | | | | |
| | | | | | | | |
| | | | | | | | |
| | | | | | | | |
| | | | | | | | |
| | | | | | | | |
| | | | | | | | |
| | | | | | | | |
| | | | | | | | |
| | | | | | | | |
| | | | | | | | |
| | | | | | | | |
| | | | | | | | |
| | | | | | | | |
| | | | | | | | |
| | | | | | | | |
| | | | | | | | |
| | | | | | | | |
| Direct Spend Grand Total | | | | | \$ 4,433,070 | \$ 4,433,070 | \$ 2,198,994 |
| MWL Direct Spend Total | | | | | \$ 4,433,070 | \$ 4,433,070 | \$ 2,198,994 |
| Non-MWL Direct Spend Total | | | | | \$ - | \$ - | \$ - |
| MWL % of Total | | | | | 100% | 100% | 100% |

If there is no Original Plan then vendors were paid on an as-needed basis or vendors were contracted after the Original Plan

SCHEDULE OF MINORITY/WOMEN/LOCAL OWNED BUSINESS PARTICIPATION UTILIZATION PLAN

(No substitutions may be made on this submission except by prior written approval by Owner)

Schedule M2

| | | | |
|----------------------|--|-----------------------|--------------------------------------|
| Company Name: | Turner Construction Company | Project: | Columbia Business School Below Grade |
| Trade: | Construction Management | Contract: | |
| Address: | 375 Hudson Street, 6th Floor, New York, NY 10014 | Telephone: | (212) 229-6000 |
| As of Date: | 6/30/2025 | Project Start: | 1/1/2018 |
| | | Project End: | In Progress |

| COMPANY (Tier I) | | | | | | |
|-----------------------------|-----------------|----------------|-------------------------|---------------------------|--------------------------------------|----------------------------|
| Name | MWL Designation | Joint Venture? | Trade | Original Plan Amount \$'s | Current Plan Amount (incl CO's) \$'s | Total Payment to Date \$'s |
| Turner Construction Company | NON | No | Construction Management | \$ 107,362,917 | \$ 100,430,980 | \$ 90,409,424 |

| SUBCONTRACTORS (Tier II) | | | | | | | |
|---|-----------------|----------------|-----------------------|----------|---------------------------|--------------------------------------|----------------------------|
| Name/Address/Phone # (if available) otherwise enter Trade | MWL Designation | Joint Venture? | Trade | Awarded? | Original Plan Amount \$'s | Current Plan Amount (incl CO's) \$'s | Total Payment to Date \$'s |
| MWL: | | | | | | | |
| 433 Hardware Supplies Inc | L | No | Office Supplies | Yes | \$ - | \$ 17 | \$ 17 |
| Dial Locksmith | L | No | Locksmith | Yes | \$ - | \$ 1,963 | \$ 1,963 |
| A & H Co | MW-ESD | No | Office Supplies | Yes | \$ - | \$ 14,751 | \$ 14,751 |
| Venus Fire Protection | MW | No | Safety Supplies | Yes | \$ - | \$ 5,365 | \$ 5,365 |
| Crown Signs | W | No | Signage | Yes | \$ 17,639 | \$ 38,179 | \$ 38,179 |
| Egg Electric | W | No | | Yes | \$ 5,524,740 | \$ 6,991,749 | \$ 6,991,749 |
| First Women's Fire Systems | W-ESD | No | Fire Protection | Yes | \$ 2,768,600 | \$ 2,856,022 | \$ 2,856,022 |
| Curtis Partitions | M | No | Carpentry | Yes | \$ 1,937,600 | \$ 1,818,387 | \$ 1,818,387 |
| Garcia Marble & Tile | M-ESD | No | Tile | Yes | \$ 88,765 | \$ 83,427 | \$ 83,427 |
| Mamais | WL-ESD | No | Masonry PLA | Yes | \$ 359,821 | \$ 511,514 | \$ 511,514 |
| Roger & Sons Concrete Inc | M | No | Concrete | Yes | \$ 3,739,879 | \$ 7,668,298 | \$ 7,668,298 |
| Allran Electric | M-ESD | No | Fire Alarm | Yes | \$ 3,082,854 | \$ 3,373,680 | \$ 3,373,680 |
| Johnson Security Bureau | M | No | Site Security | Yes | \$ 243,445 | \$ 243,445 | \$ 76,521 |
| Park Ave | M | No | Doors | Yes | \$ 322,000 | \$ 443,494 | \$ 443,494 |
| Infinite Consulting | M-ESD | No | Certified Site Safety | Yes | \$ 84,120 | \$ 84,442 | \$ 84,442 |
| Pestrol | MW-ESD | No | Pest Control | Yes | \$ 21,408 | \$ 21,408 | \$ 15,556 |
| NON: | | | | | | | |
| <u>See Next page</u> | | | | | | | |
| | | | | | | | |
| | | | | | | | |
| | | | | | | | |
| | | | | | | | |
| | | | | | | | |

Date: 6/30/2025

SCHEDULE OF MINORITY/WOMEN/LOCAL OWNED BUSINESS PARTICIPATION UTILIZATION PLAN

Schedule M2

(No substitutions may be made on this submission except by prior written approval by Owner)

| | | | |
|----------------------|---------------------------------------|-----------------------|--------------------------------------|
| CM Name: | EG Munoz Construction Inc | Project: | Columbia Business School Below Grade |
| Company Name: | EG Munoz Construction Inc | Contract: | |
| Trade: | Construction Management | Telephone: | 212-570-5049 |
| Address: | 326 Hackensack St, Carlstadt NJ 07072 | Project Start: | 1/1/2018 |
| As of Date: | 6/30/2025 | Project End: | Final |

| COMPANY (Tier II) | | | | | | |
|---------------------------|-----------------|----------------|-------------------------|------------------------------|--|----------------------------------|
| Name | MWL Designation | Joint Venture? | Trade | Original Plan Amount \$'s | Current Plan Amount (incl CO's) \$'s | Total Payment to Date \$'s |
| EG Munoz Construction Inc | M | No | Construction Management | \$ 4,433,070 | \$ 4,433,070 | \$ 2,198,994 |

| SUBCONTRACTORS (Tier III) | | | | | | | | |
|---|-----------------|----------------|-----------------------------|----------|-------------------------------|--|----------------------------------|-------------------|
| Name/Address/Phone # (if available) otherwise enter Trade | MWL Designation | Joint Venture? | Trade | Awarded? | Original Plan Amount \$'s | Current Plan Amount (incl CO's) \$'s | Total Payment to Date \$'s | |
| MWL: | | | | | | | | |
| Cardella Waste Services | W-ESD | No | Waste Carting | Yes | \$ 55,000 | \$ 55,000 | \$ 14,377 | |
| Deutcher & Daugher | W | No | Doors/Frames/Hardware | Yes | \$ 217,112 | \$ 217,112 | \$ 10,086 | |
| Glenwood Mason Supply | W | No | Concrete Block/Rebar/Cement | Yes | \$ 75,000 | \$ 75,000 | \$ 22,191 | |
| City Lumber | W | No | Drywall | Yes | \$ 200,000 | \$ 200,000 | \$ 19,564 | |
| MSN Supply | W | No | Plumbing Supplies | Yes | \$ 15,298 | \$ 15,298 | \$ 13,377 | |
| G&G Electric Supply | L | No | | 62 Yes | \$ 40,000 | \$ 40,000 | \$ 25,407 | |
| F. W. Webb Company | L | No | Plumbing Supplies | Yes | \$ 50,000 | \$ 50,000 | \$ 8,566 | |
| NON: | | | | | | | | |
| Wells Design | NON | No | Drafting/Shop Drawings | Yes | \$ 3,000 | \$ 3,000 | \$ 1,500 | |
| City Electric Supply | NON | No | Electrical Vendor | Yes | \$ 25,873 | \$ 25,873 | \$ 25,873 | |
| United Rentals | NON | No | Rentals | Yes | \$ 1,933 | \$ 1,933 | \$ 1,933 | |
| Durante Rentals | NON | No | Rentals | Yes | \$ 1,562 | \$ 1,562 | \$ 1,562 | |
| Kamco | NON | No | Caprentry Supplies | Yes | \$ 23,141 | \$ 23,141 | \$ 23,141 | |
| Bid Estimating LLC | NON | No | Shop Drawings | Yes | \$ 3,270 | \$ 3,270 | \$ 3,270 | |
| Bruce Supply | NON | No | Plumbing Supplies | Yes | \$ 2,560 | \$ 2,560 | \$ 2,560 | |
| All Fasteners | NON | No | Fasteners, Screws 7 Misc | Yes | \$ 4,000 | \$ 4,000 | \$ 3,682 | |
| General Plumbing Supply | NON | No | Plumbing Supplies | Yes | \$ 3,615 | \$ 3,615 | \$ 3,615 | |
| | | | | | Tier III Grand Total | \$ 721,364 | \$ 721,364 | \$ 180,704 |
| | | | | | MWL Tier III Total | \$ 652,410 | \$ 652,410 | \$ 113,568 |
| | | | | | Non-MWL Tier III Total | \$ 68,954 | \$ 68,954 | \$ 67,136 |
| | | | | | MWL % of Tier III | 15% | 15% | 5% |

If there is no Original Plan then vendors were paid on an as-needed basis or vendors were contracted after the Original Plan

Date: 6/30/2025

SCHEDULE OF MINORITY/WOMEN/LOCAL OWNED BUSINESS PARTICIPATION UTILIZATION PLAN

Schedule M2

(No substitutions may be made on this submission except by prior written approval by Owner)

| | | | |
|----------------------|--|-----------------------|--------------------------------------|
| CM Name: | RP Brennan General Contractor & Builders, Inc. | Project: | Columbia Business School Below Grade |
| Company Name: | RP Brennan General Contractor & Builders, Inc. | Contract: | |
| Trade: | General Contractor | Telephone: | 212-462-2542 |
| Address: | 29 West 36th St, Fl 6, New York NY 10018 | Project Start: | 1/1/2018 |
| As of Date: | 6/30/2025 | Project End: | Final |

| COMPANY (Tier II) | | | | | | |
|--|-----------------|----------------|-------------------------|---------------------------|--------------------------------------|----------------------------|
| Name | MWL Designation | Joint Venture? | Trade | Original Plan Amount \$'s | Current Plan Amount (incl CO's) \$'s | Total Payment to Date \$'s |
| RP Brennan General Contractor & Builders, Inc. | NON | No | Construction Management | \$ 4,483,375 | \$ 4,898,272 | \$ 4,898,272 |

| SUBCONTRACTORS (Tier III) | | | | | | | |
|---|-----------------|----------------|----------------------------|----------|---------------------------|--------------------------------------|----------------------------|
| Name/Address/Phone # (if available) otherwise enter Trade | MWL Designation | Joint Venture? | Trade | Awarded? | Original Plan Amount \$'s | Current Plan Amount (incl CO's) \$'s | Total Payment to Date \$'s |
| MWL: | | | | | | | |
| Benco Inc. | W | No | Appliances/Fire Protection | Yes | \$ 102,002 | \$ 99,602 | \$ 99,602 |
| Crown Sign Systems | W | No | Wayfinding Signage | Yes | \$ 75,000 | \$ 18,093 | \$ 18,093 |
| M & J Mechanical Corp. | W | No | Mechanical / HVAC | Yes | \$ 585,000 | \$ 598,964 | \$ 598,964 |
| New Jersey Boom & Erectors | W | No | Misc. Steel | Yes | \$ 25,000 | \$ 51,000 | \$ 51,000 |
| Robe Interiors Inc. | L | No | Architectural Woodwork | Yes | \$ 105,000 | \$ 123,998 | \$ 123,998 |
| NON: | | | | | | | |
| A & A Plumbing Corp | NON | No | Plumbing | Yes | \$ 220,000 | \$ 238,290 | \$ 238,290 |
| Calle 2 Enterprises Ltd | NON | No | Concrete / Masonry | Yes | \$ 158,000 | \$ 205,582 | \$ 205,582 |
| EC Framing | NON | No | Drywall | Yes | \$ 410,000 | \$ 486,585 | \$ 486,585 |
| Elite Industrial Services Inc. | NON | No | Lockers / Shelving | Yes | \$ 150,318 | \$ 150,318 | \$ 150,318 |
| JMC Floor Covering Inc. | NON | No | Carpentry/Flooring | Yes | \$ 128,000 | \$ 134,900 | \$ 134,900 |
| M&D Installers Inc. | NON | No | Doors/Frames/Hardware | Yes | \$ 171,000 | \$ 195,450 | \$ 195,450 |
| Midnight Express Mechanical Corp. | NON | No | Sprinklers | Yes | \$ 81,000 | \$ 165,959 | \$ 165,959 |
| R.Gunzer, Inc dba Gunzer Electric | NON | No | Electrical | Yes | \$ 680,000 | \$ 705,116 | \$ 705,116 |
| Stonhard Division of StonCor Group Inc. | NON | No | Flooring | Yes | \$ 311,200 | \$ 325,860 | \$ 325,860 |
| The Finishes Group | NON | No | Painting | Yes | \$ 107,000 | \$ 117,141 | \$ 117,141 |
| The Marble Factory | NON | No | Tile | Yes | \$ 80,000 | \$ 88,026 | \$ 88,026 |
| Uncurtain Inc. | NON | No | Installation of Glazing | Yes | \$ 16,500 | \$ 18,090 | \$ 18,090 |
| G&G Electric | NON | No | Electrical Supples | Yes | \$ - | \$ 43,903 | \$ 43,903 |
| Summit Facility Ent | NON | No | Final Cleaning | Yes | \$ 12,000 | \$ 13,500 | \$ 13,500 |

If there is no Original Plan then vendors were paid on an as-needed basis or vendors were contracted after the Original Plan

| | | | |
|------------------------------|--------------|--------------|--------------|
| Tier II Grand Total | \$ 3,417,020 | \$ 3,780,377 | \$ 3,780,377 |
| MWL Tier II Total | \$ 892,002 | \$ 891,657 | \$ 891,657 |
| Non-MWL Tier II Total | \$ 2,525,018 | \$ 2,888,720 | \$ 2,888,720 |
| MWL % of Tier II | 20% | 18% | 18% |

Date: 6/30/2025

SCHEDULE OF MINORITY/WOMEN/LOCAL OWNED BUSINESS PARTICIPATION UTILIZATION PLAN

(No substitutions may be made on this submission except by prior written approval by Owner)

Schedule M3

CM Name: Turner Construction Company
Company Name: Almar Plumbing & Heating Corp.
Trade: Plumbing
Address: 50 Bethpage Road, Hicksville, NY 11801
As of Date: 6/30/2025
Project: Columbia Business School Below Grade
Contract:
Telephone: 516-740-5900
Project Start: 1/1/2018
Project End: Final

COMPANY (Tier II)

Table with columns: Name, MWL Designation, Joint Venture?, Trade, Original Plan Amount \$'s, Current Plan Amount (Incl CO's) \$'s, Total Payment to Date \$'s. Row: Almar Plumbing & Heating Corp.

SUBCONTRACTORS (Tier III)

Table with columns: Name/Address/Phone # (if available) otherwise enter Trade, MWL Designation, Joint Venture?, Trade, Awarded?, Original Plan Amount \$'s, Current Plan Amount (Incl CO's) \$'s, Total Payment to Date \$'s. Rows include MWL and NON categories.

If there is no Original Plan then vendors were paid on an as-needed basis or vendors were contracted after the Original Plan

Summary table with columns: Category, Original Plan Amount \$'s, Current Plan Amount \$'s, Total Payment to Date \$'s, MWL % of Tier III. Rows: Tier III Grand Total, MWL Tier III Total, Non-MWL Tier III Total, MWL % of Tier III.

Date: 6/30/2025

SCHEDULE OF MINORITY/WOMEN/LOCAL OWNED BUSINESS PARTICIPATION UTILIZATION PLAN

(No substitutions may be made on this submission except by prior written approval by Owner)

Schedule M3

| | | |
|----------------------|--|--|
| CM Name: | Turner Construction Company | Project: Columbia Business School Below Grade |
| Company Name: | Bamco Inc. | Contract: |
| Trade: | Carpentry | Telephone: (732) 302-0889 |
| Address: | 30 Bleakeland Ave - Middlesex NJ 08846 | Project Start: 1/1/2018 |
| As of Date: | 6/30/2025 | Project End: Final |

| COMPANY (Tier II) | | | | | | |
|--------------------------|-----------------|----------------|-----------|---------------------------|--------------------------------------|----------------------------|
| Name | MWL Designation | Joint Venture? | Trade | Original Plan Amount \$'s | Current Plan Amount (Incl CO's) \$'s | Total Payment to Date \$'s |
| Bamco Inc. | NON | No | Carpentry | \$ - | \$ 215,283 | \$ 215,283 |

| SUBCONTRACTORS (Tier III) | | | | | | | |
|---|-----------------|----------------|------------------------------|----------|---------------------------|--------------------------------------|----------------------------|
| Name/Address/Phone # (if available) otherwise enter Trade | MWL Designation | Joint Venture? | Trade | Awarded? | Original Plan Amount \$'s | Current Plan Amount (Incl CO's) \$'s | Total Payment to Date \$'s |
| MWL: | | | | | | | |
| Advantage Building Supply | M | No | Sub Tier - Material Supplier | Yes | \$ 42,000 | \$ 9,467 | \$ 9,467 |
| | | | | | | | |
| | | | | | | | |
| | | | | | | | |
| | | | | | | | |
| | | | | | | | |
| NON: | | | | | | | |
| ARW Inc | NON | No | Waterproofing | Yes | \$ 136,020 | \$ 136,020 | \$ 136,020 |
| | | | | | | | |
| | | | | | | | |
| | | | | | | | |
| | | | | | | | |
| | | | | | | | |
| | | | | | | | |
| | | | | | | | |
| | | | | | | | |
| | | | | | | | |
| | | | | | | | |
| | | | | | | | |
| | | | | | | | |
| | | | | | | | |
| | | | | | | | |
| | | | | | | | |
| | | | | | | | |
| | | | | | | | |
| | | | | | | | |

| | | | | |
|---|-------------------------------|------------|------------|------------|
| <i>If there is no Original Plan then vendors were paid on an as-needed basis or vendors were contracted after the Original Plan</i> | Tier III Grand Total | \$ 178,020 | \$ 145,487 | \$ 145,487 |
| | MWL Tier III Total | \$ 42,000 | \$ 9,467 | \$ 9,467 |
| | Non-MWL Tier III Total | \$ 136,020 | \$ 136,020 | \$ 136,020 |
| | MWL % of Tier III | 0% | 4% | 4% |

Date: 6/30/2025

SCHEDULE OF MINORITY/WOMEN/LOCAL OWNED BUSINESS PARTICIPATION UTILIZATION PLAN

Schedule M3

(No substitutions may be made on this submission except by prior written approval by Owner)

| | | | |
|----------------------|--|--|--|
| CM Name: | Turner Construction Company | | Project: Columbia Business School Below Grade |
| Company Name: | First Women's Fire Systems Corp | | Contract: |
| Trade: | Fire Sprinkler Installation | | Telephone: 212-570-5049 |
| Address: | 55 West 59th Street New York, NY 10018 | | Project Start: 1/1/2018 |
| As of Date: | 6/30/2025 | | Project End: Final |

| COMPANY (Tier II) | | | | | | |
|---------------------------------|-----------------|----------------|-----------------------------|------------------------------|--|----------------------------------|
| Name | MWL Designation | Joint Venture? | Trade | Original Plan Amount \$'s | Current Plan Amount (incl CO's) \$'s | Total Payment to Date \$'s |
| First Women's Fire Systems Corp | W-ESD | No | Fire Sprinkler Installation | \$ 2,768,600 | \$ 2,856,022 | \$ 2,856,022 |

| SUBCONTRACTORS (Tier III) | | | | | | | | |
|---|-----------------|----------------|-------|----------|-------------------------------|--|----------------------------------|------------|
| Name/Address/Phone # (if available) otherwise enter Trade | MWL Designation | Joint Venture? | Trade | Awarded? | Original Plan Amount \$'s | Current Plan Amount (incl CO's) \$'s | Total Payment to Date \$'s | |
| MWL: | | | | | | | | |
| | | | | | | | | |
| | | | | | | | | |
| | | | | | | | | |
| | | | | | | | | |
| | | | | | | | | |
| | | | | | | | | |
| NON: | | | | | | | | |
| Rael Automatic Sprinkler Co. Inc | NON | No | | Yes | \$ 276,860 | \$ 276,860 | \$ 276,860 | |
| | | | | | | | | |
| | | | | | | | | |
| | | | | | | | | |
| | | | | | | | | |
| | | | | | | | | |
| | | | | | | | | |
| | | | | | | | | |
| | | | | | | | | |
| | | | | | | | | |
| | | | | | | | | |
| | | | | | | | | |
| | | | | | | | | |
| | | | | | | | | |
| | | | | | | | | |
| | | | | | Tier III Grand Total | \$ 276,860 | \$ 276,860 | \$ 276,860 |
| | | | | | MWL Tier III Total | \$ - | \$ - | \$ - |
| | | | | | Non-MWL Tier III Total | \$ 276,860 | \$ 276,860 | \$ 276,860 |
| | | | | | MWL % of Tier III | 0% | 0% | 0% |

If there is no Original Plan then vendors were paid on an as-needed basis or vendors were contracted after the Original Plan

Date: 6/30/2025

SCHEDULE OF MINORITY/WOMEN/LOCAL OWNED BUSINESS PARTICIPATION UTILIZATION PLAN

(No substitutions may be made on this submission except by prior written approval by Owner)

Schedule M3

| | | | |
|---------------|--|----------------|--------------------------------------|
| CM Name: | Turner Construction Company | Project: | Columbia Business School Below Grade |
| Company Name: | Heritage Mechanical Services | Contract: | |
| Trade: | HVAC | Telephone: | 516-558-2004 |
| Address: | 70 Schmidt Boulevard, Farmingdale NY 11735 | Project Start: | 1/1/2018 |
| As of Date: | 6/30/2020 | Project End: | Final |

| COMPANY (Tier II) | | | | | | |
|------------------------------|-----------------|----------------|-------|---------------------------|--------------------------------------|----------------------------|
| Name | MWL Designation | Joint Venture? | Trade | Original Plan Amount \$'s | Current Plan Amount (incl CO's) \$'s | Total Payment to Date \$'s |
| Heritage Mechanical Services | NON | | HVAC | \$ 5,350,000 | \$ 5,648,220 | \$ 5,648,220 |

| SUBCONTRACTORS (Tier III) | | | | | | | |
|---|-----------------|----------------|-----------------|----------|---------------------------|--------------------------------------|----------------------------|
| Name/Address/Phone # (if available) otherwise enter Trade | MWL Designation | Joint Venture? | Trade | Awarded? | Original Plan Amount \$'s | Current Plan Amount (incl CO's) \$'s | Total Payment to Date \$'s |
| MWL: | | | | | | | |
| Harry Brainum Jr., Inc. | W | No | Steel Purchases | Yes | \$ 48,561 | \$ 38,992 | \$ 38,992 |
| Mate Matura | W | No | Insulation | Yes | \$ 450,000 | \$ 459,770 | \$ 459,770 |
| NYC Shanty | W | No | Shanty Purchase | Yes | \$ 6,108 | \$ 6,108 | \$ 6,108 |
| Shadow Transport | W | No | Storage | Yes | \$ 9,500 | \$ 9,500 | \$ 9,500 |
| Highway Safety Protection | W | No | Lift Rental | Yes | \$ 924 | \$ 13,614 | \$ 13,614 |
| Independent Testing & Balancing | W | No | | Yes | \$ 28,000 | \$ 26,000 | \$ 26,000 |
| NON: | | | | | | | |
| | | | | | | | |
| | | | | | | | |
| | | | | | | | |
| | | | | | | | |
| | | | | | | | |
| | | | | | | | |
| | | | | | | | |
| | | | | | | | |
| | | | | | | | |
| | | | | | | | |
| | | | | | | | |
| | | | | | | | |
| | | | | | | | |
| | | | | | | | |
| | | | | | | | |
| | | | | | | | |
| | | | | | | | |
| | | | | | | | |
| | | | | | | | |
| | | | | | | | |
| | | | | | | | |
| | | | | | | | |
| | | | | | | | |
| | | | | | | | |
| | | | | | | | |
| | | | | | | | |
| | | | | | | | |
| Tier III Grand Total | | | | | \$ 543,093 | \$ 553,984 | \$ 553,984 |
| MWL Tier III Total | | | | | \$ 543,093 | \$ 553,984 | \$ 553,984 |
| Non-MWL Tier III Total | | | | | \$ - | \$ - | \$ - |
| MWL % of Tier III | | | | | 100% | 100% | 100% |

If there is no Original Plan then vendors were paid on an as-needed basis or vendors were contracted after the Original Plan

SCHEDULE OF MINORITY/WOMEN/LOCAL OWNED BUSINESS PARTICIPATION UTILIZATION PLAN
 (No substitutions may be made on this submission except by prior written approval by Owner)

Schedule M3

| | |
|--|--|
| CM Name: Turner Construction Company | Project: Columbia Business School Below Grade |
| Company Name: Island International Enterprises, LLC | Contract: |
| Trade: Spray Fireproofing | Address: 1101 Scott Avenue, Calverton NY 11933 |
| Address: 1101 Scott Avenue, Calverton NY 11933 | Telephone: 631-208-3500 |
| As of Date: 6/30/2025 | Project Start: 1/1/2018 Project End: Final |

| COMPANY (Tier II) | | | | | | |
|---------------------------------------|-----------------|----------------|--------------------|------------------------------|--|----------------------------------|
| Name | MWL Designation | Joint Venture? | Trade | Original Plan Amount \$'s | Current Plan Amount (incl CO's) \$'s | Total Payment to Date \$'s |
| Island International Enterprises, LLC | NON | No | Spray Fireproofing | \$ 1,138,500 | \$ 1,654,633 | \$ 1,654,633 |

| SUBCONTRACTORS (Tier III) | | | | | | | |
|---|-----------------|----------------|----------------|----------|------------------------------|--|----------------------------------|
| Name/Address/Phone # (if available) otherwise enter Trade | MWL Designation | Joint Venture? | Trade | Awarded? | Original Plan Amount \$'s | Current Plan Amount (incl CO's) \$'s | Total Payment to Date \$'s |
| MWL: | | | | | | | |
| Pristine Services inc | W-ESD | No | Labor Supplier | Yes | \$ 190,000 | \$ 40,946 | \$ 40,946 |
| Highway Safety Protection Corp | W-ESD | No | Supplies | Yes | \$ 14,000 | \$ 22,369 | \$ 22,369 |
| Naughton Energy Corp | W-ESD | No | Fuel Supplier | Yes | \$ 4,000 | \$ 19,717 | \$ 19,717 |
| | | | | | | | |
| | | | | | | | |
| | | | | | | | |
| | | | | | | | |
| | | | | | | | |
| | | | | | | | |
| | | | | | | | |
| | | | | | | | |
| | | | | | | | |
| | | | | | | | |
| | | | | | | | |
| | | | | | | | |
| | | | | | | | |
| | | | | | | | |
| | | | | | | | |
| | | | | | | | |
| | | | | | | | |
| | | | | | | | |
| | | | | | | | |
| | | | | | | | |

If there is no Original Plan then vendors were paid on an as-needed basis or vendors were contracted after the Original Plan

| | | | |
|------------------------|------------|-----------|-----------|
| Tier III Grand Total | \$ 208,000 | \$ 83,032 | \$ 83,032 |
| MWL Tier III Total | \$ 208,000 | \$ 83,032 | \$ 83,032 |
| Non-MWL Tier III Total | \$ - | \$ - | \$ - |
| MWL % of Tier II | 18% | 5% | 5% |

SCHEDULE OF MINORITY/WOMEN/LOCAL OWNED BUSINESS PARTICIPATION UTILIZATION PLAN

(No substitutions may be made on this submission except by prior written approval by Owner)

Schedule M3

| | | | |
|----------------------|-----------------------------|-----------------------|--------------------------------------|
| CM Name: | Turner Construction Company | Project: | Columbia Business School Below Grade |
| Company Name: | PJ Mechanical Corp. | Contract: | |
| Trade: | HVAC Work | Telephone: | 212-243-2555 |
| Address: | 55 Broad St | Project Start: | 1/1/2018 |
| As of Date: | 6/30/2025 | Project End: | Final |

COMPANY (Tier II)

| Name | MWL Designation | Joint Venture? | Trade | Original Plan Amount \$'s | Current Plan Amount (incl CO's) \$'s | Total Payment to Date \$'s |
|---------------------|-----------------|----------------|-----------|------------------------------|--|----------------------------------|
| PJ Mechanical Corp. | NON | No | HVAC Work | \$ 9,344,124 | \$ 10,343,841 | \$ 10,343,841 |

SUBCONTRACTORS (Tier III)

| Name/Address/Phone # (if available) otherwise enter Trade | MWL Designation | Joint Venture? | Trade | Awarded? | Original Plan Amount \$'s | Current Plan Amount (incl CO's) \$'s | Total Payment to Date \$'s |
|---|-----------------|----------------|------------|----------|------------------------------|--|----------------------------------|
| MWL: | | | | | | | |
| John N. Fehlinger | W-ESD | No | Supplier | Yes | \$ 514,667 | \$ 536,000 | \$ 536,000 |
| IAR | W-ESD | No | Insulation | Yes | \$ 536,000 | \$ 605,106 | \$ 605,106 |
| Atlantic Concrete Cutting Inc. | W | No | Demolition | Yes | \$ 3,250 | \$ 3,250 | \$ 3,250 |
| | | | | | | | |
| | | | | | | | |
| | | | | | | | |
| | | | | | | | |
| | | | | | | | |
| | | | | | | | |
| | | | | | | | |
| | | | | | | | |
| | | | | | | | |
| | | | | | | | |
| | | | | | | | |
| | | | | | | | |
| | | | | | | | |
| | | | | | | | |
| | | | | | | | |
| | | | | | | | |
| | | | | | | | |
| | | | | | | | |
| | | | | | | | |
| Tier III Grand Total | | | | | \$ 1,053,917 | \$ 1,144,356 | \$ 1,144,356 |
| MWL Tier III Total | | | | | \$ 1,053,917 | \$ 1,144,356 | \$ 1,144,356 |
| Non-MWL Tier III Total | | | | | \$ - | \$ - | \$ - |
| MWL % of Tier II | | | | | 11% | 11% | 11% |

If there is no Original Plan then vendors were paid on an as-needed basis or vendors were contracted after the Original Plan

Date: 6/30/2025

SCHEDULE OF MINORITY/WOMEN/LOCAL OWNED BUSINESS PARTICIPATION UTILIZATION PLAN

(No substitutions may be made on this submission except by prior written approval by Owner)

Schedule M3

| | | | |
|----------------------|--------------------------------------|-----------------------|--------------------------------------|
| CM Name: | Turner Construction Company | Project: | Columbia Business School Below Grade |
| Company Name: | Rad and D'Aprile Inc. | Contract: | |
| Trade: | Masonry | Telephone: | 516-826-9218 |
| Address: | 2128 Bellmore Ave, Bellmore NY 11710 | Project Start: | 1/1/2018 |
| As of Date: | 6/30/2020 | Project End: | Final |

| COMPANY (Tier II) | | | | | | |
|-----------------------|-----------------|----------------|---------|---------------------------|--------------------------------------|----------------------------|
| Name | MWL Designation | Joint Venture? | Trade | Original Plan Amount \$'s | Current Plan Amount (incl CO's) \$'s | Total Payment to Date \$'s |
| Rad and D'Aprile Inc. | NON | No | Masonry | \$ 6,200,000 | \$ 6,148,948 | \$ 6,148,948 |

| SUBCONTRACTORS (Tier III) | | | | | | | |
|---|-----------------|----------------|--------------------------|----------|---------------------------|--------------------------------------|----------------------------|
| Name/Address/Phone # (if available) otherwise enter Trade | MWL Designation | Joint Venture? | Trade | Awarded? | Original Plan Amount \$'s | Current Plan Amount (incl CO's) \$'s | Total Payment to Date \$'s |
| MWL: | | | | | | | |
| Glenwood Mason Supply | W | No | Supply CMU | Yes | \$ 550,000 | \$ 550,000 | \$ 517,420 |
| Glenwood Mason Supply | W | No | Supply Rebar & Durawall | Yes | \$ 166,000 | \$ 166,000 | \$ 164,375 |
| Hailey Insulation | W-ESD | No | Install Firestopping | Yes | \$ 315,000 | \$ 315,000 | \$ 310,595 |
| Park ave Building Supply | M-ESD | No | supply Rebar and Drywall | Yes | \$ 100,000 | \$ 152,000 | \$ 151,831 |
| NON: | | | | | | | |
| | | | | | | | |
| | | | | | | | |
| | | | | | | | |
| | | | | | | | |
| | | | | | | | |
| | | | | | | | |
| | | | | | | | |
| | | | | | | | |
| | | | | | | | |
| | | | | | | | |
| | | | | | | | |
| | | | | | | | |
| | | | | | | | |
| | | | | | | | |
| | | | | | | | |
| | | | | | | | |
| | | | | | | | |
| | | | | | | | |
| | | | | | | | |
| | | | | | | | |
| | | | | | | | |
| Tier III Grand Total | | | | | \$ 1,131,000 | \$ 1,183,000 | \$ 1,144,221 |
| MWL Tier III Total | | | | | \$ 1,131,000 | \$ 1,183,000 | \$ 1,144,221 |
| Non-MWL Tier III Total | | | | | \$ - | \$ - | \$ - |
| MWL % of Tier III | | | | | 18% | 19% | 19% |

If there is no Original Plan then vendors were paid on an as-needed basis or vendors were contracted after the Original Plan

Date: 6/30/2025

SCHEDULE OF MINORITY/WOMEN/LOCAL OWNED BUSINESS PARTICIPATION UTILIZATION PLAN

Schedule M3

(No substitutions may be made on this submission except by prior written approval by Owner)

| | | | |
|----------------------|--|-----------------------|--------------------------------------|
| CM Name: | Turner Construction Company | Project: | Columbia Business School Below Grade |
| Company Name: | Roger & Sons Concrete, Inc. | Contract: | |
| Trade: | Concrete | Telephone: | 845-227-6033 |
| Address: | 1474 Route 55, LaGrangeville, NY 12540 | Project Start: | 1/1/2018 |
| As of Date: | 6/30/2025 | Project End: | Final |

| COMPANY (Tier II) | | | | | | |
|-----------------------------|-----------------|----------------|----------|------------------------------|--|----------------------------------|
| Name | MWL Designation | Joint Venture? | Trade | Original Plan Amount \$'s | Current Plan Amount (incl CO's) \$'s | Total Payment to Date \$'s |
| Roger & Sons Concrete, Inc. | M | No | Concrete | \$ 3,739,879 | \$ 7,668,298 | \$ 7,668,298 |

| SUBCONTRACTORS (Tier III) | | | | | | | |
|---|-----------------|----------------|------------------------|-------------------------------|------------------------------|--|----------------------------------|
| Name/Address/Phone # (if available) otherwise enter Trade | MWL Designation | Joint Venture? | Trade | Awarded? | Original Plan Amount \$'s | Current Plan Amount (incl CO's) \$'s | Total Payment to Date \$'s |
| MWL: | | | | | | | |
| Our Rental Pumps | W-ESD | No | Concrete Pump Services | Yes | \$ 10,000 | \$ 6,485 | \$ 6,485 |
| Precision Concrete | M-ESD | No | Concrete Pump Services | Yes | \$ 10,000 | \$ 31,562 | \$ 31,562 |
| Tonage Inc | M-ESD | No | Rebar Installation | Yes | \$ 515,987 | \$ 773,585 | \$ 773,585 |
| NON: | | | | | | | |
| Starbrite Waterproofing Co. Inc. | NON | No | Waterproofing Labor | Yes | \$ 401,862 | \$ 506,862 | \$ 506,862 |
| | | | | | | | |
| | | | | | | | |
| | | | | | | | |
| | | | | | | | |
| | | | | | | | |
| | | | | | | | |
| | | | | | | | |
| | | | | | | | |
| | | | | | | | |
| | | | | | | | |
| | | | | | | | |
| | | | | | | | |
| | | | | | | | |
| | | | | | | | |
| | | | | | | | |
| | | | | | | | |
| | | | | | | | |
| | | | | | | | |
| | | | | | | | |
| | | | | | | | |
| | | | | Tier III Grand Total | \$ 937,849 | \$ 1,318,494 | \$ 1,318,494 |
| | | | | MWL Tier III Total | \$ 535,987 | \$ 811,632 | \$ 811,632 |
| | | | | Non-MWL Tier III Total | \$ 401,862 | \$ 506,862 | \$ 506,862 |
| | | | | MWL % of Tier III | 14% | 11% | 11% |

If there is no Original Plan then vendors were paid on an as-needed basis or vendors were contracted after the Original Plan

SCHEDULE OF MINORITY/WOMEN/LOCAL OWNED BUSINESS PARTICIPATION UTILIZATION PLAN

Schedule M3

(No substitutions may be made on this submission except by prior written approval by Owner)

| | | | |
|----------------------|--|-----------------------|--------------------------------------|
| CM Name: | Turner Construction Company | Project: | Columbia Business School Below Grade |
| Company Name: | Schneider Electric | Contract: | |
| Trade: | Building Management System | Telephone: | 609-865-1502 |
| Address: | 210 Meadowlands Parkway, Secaucus NJ 07094 | Project Start: | 1/1/2018 |
| As of Date: | 6/30/2025 | Project End: | In Progress |

| COMPANY (Tier II) | | | | | | |
|--------------------|-----------------|----------------|----------------------------|---------------------------|--------------------------------------|----------------------------|
| Name | MWL Designation | Joint Venture? | Trade | Original Plan Amount \$'s | Current Plan Amount (incl CO's) \$'s | Total Payment to Date \$'s |
| Schneider Electric | NON | No | Building Management System | \$ 1,475,000 | \$ 1,735,351 | \$ 1,735,351 |

| SUBCONTRACTORS (Tier III) | | | | | | | |
|---|-----------------|----------------|-------------------|----------|---------------------------|--------------------------------------|----------------------------|
| Name/Address/Phone # (if available) otherwise enter Trade | MWL Designation | Joint Venture? | Trade | Awarded? | Original Plan Amount \$'s | Current Plan Amount (incl CO's) \$'s | Total Payment to Date \$'s |
| MWL: | | | | | | | |
| EnTech engineering | W | No | BIM Coordinator | Yes | \$ 10,000 | \$ 40,000 | \$ 36,000 |
| TouchTel | W | No | Electrician | Yes | \$ 19,950 | \$ 32,508 | \$ 29,257 |
| Argent Associates | W | No | Material Supplier | Yes | \$ 30,065 | \$ 30,065 | \$ 30,065 |
| Olive Controls | M | No | Electrician | Yes | \$ 180,000 | \$ 186,500 | \$ 177,175 |
| NON: | | | | | | | |
| Corporate Electric | NON | No | Electrician | Yes | \$ 1,019,400 | \$ 1,114,560 | \$ 1,086,571 |
| | | | | | | | |
| | | | | | | | |
| | | | | | | | |
| | | | | | | | |
| | | | | | | | |
| | | | | | | | |
| | | | | | | | |
| | | | | | | | |
| | | | | | | | |
| | | | | | | | |
| | | | | | | | |
| | | | | | | | |
| | | | | | | | |
| | | | | | | | |
| | | | | | | | |
| | | | | | | | |
| | | | | | | | |
| | | | | | | | |
| | | | | | | | |
| | | | | | | | |
| | | | | | | | |
| | | | | | | | |
| | | | | | | | |
| | | | | | | | |
| | | | | | | | |
| | | | | | | | |

| | | | | |
|---|-------------------------------|--------------|--------------|--------------|
| <i>If there is no Original Plan then vendors were paid on an as-needed basis or vendors were contracted after the Original Plan</i> | Tier III Grand Total | \$ 1,259,415 | \$ 1,403,633 | \$ 1,359,068 |
| | MWL Tier III Total | \$ 240,015 | \$ 289,073 | \$ 272,497 |
| | Non-MWL Tier III Total | \$ 1,019,400 | \$ 1,114,560 | \$ 1,086,571 |
| | MWL % of Tier III | 16% | 17% | 16% |

Date: 6/30/2025

SCHEDULE OF MINORITY/WOMEN/LOCAL OWNED BUSINESS PARTICIPATION UTILIZATION PLAN

(No substitutions may be made on this submission except by prior written approval by Owner)

Schedule M3

| | | | |
|----------------------|--|-----------------------|--------------------------------------|
| CM Name: | Turner Construction Company | Project: | Columbia Business School Below Grade |
| Company Name: | Schneider Electric | Contract: | |
| Trade: | IT/ Security | Telephone: | 609-865-1502 |
| Address: | 210 Meadowlands Parkway, Secaucus NJ 07094 | Project Start: | 1/1/2018 |
| As of Date: | 6/30/2025 | Project End: | Final |

| COMPANY (Tier II) | | | | | | |
|--------------------|-----------------|----------------|--------------|------------------------------|--|----------------------------------|
| Name | MWL Designation | Joint Venture? | Trade | Original Plan Amount \$'s | Current Plan Amount (incl CO's) \$'s | Total Payment to Date \$'s |
| Schneider Electric | NON | No | IT/ Security | \$ 1,506,700 | \$ 1,992,368 | \$ 1,992,368 |

| SUBCONTRACTORS (Tier III) | | | | | | | |
|---|-----------------|----------------|-----------------|----------|------------------------------|--|----------------------------------|
| Name/Address/Phone # (if available) otherwise enter Trade | MWL Designation | Joint Venture? | Trade | Awarded? | Original Plan Amount \$'s | Current Plan Amount (incl CO's) \$'s | Total Payment to Date \$'s |
| MWL: | | | | | | | |
| EnTech engineering | W | No | BIM Coordinator | Yes | \$ 10,000 | \$ 9,000 | \$ 9,000 |
| Argent Associates | W | No | Material Vendor | Yes | \$ 154,000 | \$ 156,925 | \$ 156,925 |
| Kane Communications | W | No | Electrician | Yes | \$ 431,414 | \$ 459,989 | \$ 459,989 |
| | | | | | | | |
| | | | | | | | |
| NON: | | | | | | | |
| | | | | | | | |
| | | | | | | | |
| | | | | | | | |
| | | | | | | | |
| | | | | | | | |
| | | | | | | | |
| | | | | | | | |
| | | | | | | | |
| | | | | | | | |
| | | | | | | | |
| | | | | | | | |
| | | | | | | | |
| | | | | | | | |
| | | | | | | | |
| | | | | | | | |
| | | | | | | | |
| | | | | | | | |
| | | | | | | | |
| | | | | | | | |
| | | | | | | | |
| | | | | | | | |
| | | | | | | | |
| | | | | | | | |
| | | | | | | | |

If there is no Original Plan then vendors were paid on an as-needed basis or vendors were contracted after the Original Plan

| | | | |
|------------------------|------------|------------|------------|
| Tier III Grand Total | \$ 595,414 | \$ 625,914 | \$ 625,914 |
| MWL Tier III Total | \$ 595,414 | \$ 625,914 | \$ 625,914 |
| Non-MWL Tier III Total | \$ - | \$ - | \$ - |
| MWL % of Tier III | 40% | 31% | 31% |

Date: 6/30/2025

SCHEDULE OF MINORITY/WOMEN/LOCAL OWNED BUSINESS PARTICIPATION UTILIZATION PLAN
 (No substitutions may be made on this submission except by prior written approval by Owner)

Schedule M3

CM Name: Turner Construction Company
Company Name: TEI Group **Project:** Columbia Business School Below Grade
Trade: Elevator **Contract:**
Address: 30-30 47th Ave, LIC, Queens, NY - 11101 **Telephone:** 718-609-2504
As of Date: 6/30/2025 **Project Start:** 1/1/2018 **Project End:** In Progress

COMPANY (Tier II)

| Name | MWL Designation | Joint Venture? | Trade | Original Plan Amount \$'s | Current Plan Amount (incl CO's) \$'s | Total Payment to Date \$'s |
|-----------|-----------------|----------------|----------|------------------------------|--|----------------------------------|
| TEI Group | NON | No | Elevator | \$ 596,900 | \$ 620,813 | \$ 620,813 |

SUBCONTRACTORS (Tier III)

| Name/Address/Phone # (if available) otherwise enter Trade | MWL Designation | Joint Venture? | Trade | Awarded? | Original Plan Amount \$'s | Current Plan Amount (incl CO's) \$'s | Total Payment to Date \$'s |
|---|-----------------|----------------|--------------------------------|----------|------------------------------|--|----------------------------------|
| MWL: | | | | | | | |
| A&D | M | No | Elevator Cabs and Entrances | Yes | \$ 58,361 | \$ 61,449 | \$ 61,449 |
| GAL | L | No | Controllers and Door Equipment | Yes | \$ 41,931 | \$ 33,768 | \$ 33,768 |
| | | | | | | | |
| | | | | | | | |
| | | | | | | | |
| | | | | | | | |
| | | | | | | | |
| | | | | | | | |
| | | | | | | | |
| | | | | | | | |
| | | | | | | | |
| | | | | | | | |
| | | | | | | | |
| | | | | | | | |
| | | | | | | | |
| | | | | | | | |
| | | | | | | | |
| | | | | | | | |
| | | | | | | | |
| | | | | | | | |
| | | | | | | | |
| | | | | | | | |
| | | | | | | | |
| | | | | | | | |
| | | | | | | | |
| | | | | | | | |
| Tier III Grand Total | | | | | \$ 100,292 | \$ 95,217 | \$ 95,217 |
| MWL Tier III Total | | | | | \$ 100,292 | \$ 95,217 | \$ 95,217 |
| Non-MWL Tier III Total | | | | | \$ - | \$ - | \$ - |
| MWL % of Tier III | | | | | 17% | 15% | 15% |

If there is no Original Plan then vendors were paid on an as-needed basis or vendors were contracted after the Original Plan

Date: 6/30/2025

SCHEDULE OF MINORITY/WOMEN/LOCAL OWNED BUSINESS PARTICIPATION UTILIZATION PLAN

(No substitutions may be made on this submission except by prior written approval by Owner)

Schedule M3

| | | | |
|----------------------|--|-----------------------|--------------------------------------|
| CM Name: | RP Brennan General Contractor & Builders, Inc. | Project: | Columbia Business School Below Grade |
| Company Name: | Benco Inc. | Contract: | |
| Trade: | Fire Protection & Appliances | Telephone: | |
| Address: | 10 Madison Rd., Unit E Fairfield NJ 07004 | Project Start: | 1/1/2018 |
| As of Date: | 6/30/2025 | Project End: | Final |

| COMPANY (Tier II) | | | | | | |
|-------------------|-----------------|----------------|------------------------------|------------------------------|--|----------------------------------|
| Name | MWL Designation | Joint Venture? | Trade | Original Plan Amount \$'s | Current Plan Amount (Incl CO's) \$'s | Total Payment to Date \$'s |
| Benco Inc. | W | No | Fire Protection & Appliances | \$ 102,002 | \$ 99,602 | \$ 99,602 |

| SUBCONTRACTORS (Tier III) | | | | | | | |
|---|-----------------|----------------|-----------------|----------|------------------------------|--|----------------------------------|
| Name/Address/Phone # (if available) otherwise enter Trade | MWL Designation | Joint Venture? | Trade | Awarded? | Original Plan Amount \$'s | Current Plan Amount (Incl CO's) \$'s | Total Payment to Date \$'s |
| MWL: | | | | | | | |
| | | | | | | | |
| | | | | | | | |
| | | | | | | | |
| | | | | | | | |
| | | | | | | | |
| NON: | | | | | | | |
| Allied | NON | No | Accessories | Yes | \$ 16,724 | \$ 16,724 | \$ 16,724 |
| Appliance Connection | NON | No | Appliances | Yes | \$ 27,933 | \$ 27,933 | \$ 27,933 |
| Bobrick | NON | No | Partitions | Yes | \$ 16,751 | \$ 16,571 | \$ 16,751 |
| JL | NON | No | Fire Protection | Yes | \$ 2,340 | \$ 2,340 | \$ 2,340 |
| | | | | | | | |
| | | | | | | | |
| | | | | | | | |
| | | | | | | | |
| | | | | | | | |
| | | | | | | | |
| | | | | | | | |
| | | | | | | | |
| | | | | | | | |
| | | | | | | | |
| | | | | | | | |
| | | | | | | | |
| | | | | | | | |
| | | | | | | | |
| | | | | | | | |
| | | | | | | | |
| | | | | | | | |
| | | | | | | | |
| | | | | | | | |
| Tier III Grand Total | | | | | \$ 63,748 | \$ 63,568 | \$ 63,748 |
| MWL Tier III Total | | | | | \$ - | \$ - | \$ - |
| Non-MWL Tier III Total | | | | | \$ 63,748 | \$ 63,568 | \$ 63,748 |
| MWL % of Tier III | | | | | 0% | 0% | 0% |

If there is no Original Plan then vendors were paid on an as-needed basis or vendors were contracted after the Original Plan

Date: 6/30/2025

SCHEDULE OF MINORITY/WOMEN/LOCAL OWNED BUSINESS PARTICIPATION UTILIZATION PLAN

(No substitutions may be made on this submission except by prior written approval by Owner)

Schedule M3

| | | | |
|----------------------|--|-----------------------|--------------------------------------|
| CM Name: | RP Brennan General Contractor & Builders, Inc. | Project: | Columbia Business School Below Grade |
| Company Name: | Calie 2 Enterprises | Contract: | |
| Trade: | Concrete / Masonry | Telephone: | 718-606-6288 |
| Address: | 285 Slawtown Road, West Nyack NY | Project Start: | 1/1/2018 |
| As of Date: | 6/30/2025 | Project End: | Final |

| COMPANY (Tier II) | | | | | | |
|---------------------|-----------------|----------------|--------------------|---------------------------|--------------------------------------|----------------------------|
| Name | MWL Designation | Joint Venture? | Trade | Original Plan Amount \$'s | Current Plan Amount (Incl CO's) \$'s | Total Payment to Date \$'s |
| Calie 2 Enterprises | W | No | Concrete / Masonry | \$ 158,000 | \$ 200,854 | \$ 205,582 |

| SUBCONTRACTORS (Tier III) | | | | | | | |
|--|-----------------|----------------|----------|----------|---------------------------|--------------------------------------|----------------------------|
| Name/Address/Phone # (if available) otherwise enter Trade | MWL Designation | Joint Venture? | Trade | Awarded? | Original Plan Amount \$'s | Current Plan Amount (Incl CO's) \$'s | Total Payment to Date \$'s |
| MWL: | | | | | | | |
| | | | | | | | |
| | | | | | | | |
| | | | | | | | |
| | | | | | | | |
| | | | | | | | |
| | | | | | | | |
| | | | | | | | |
| | | | | | | | |
| NON: | | | | | | | |
| Feldman Lumber - 1281 Metropolitan Ave, Brooklyn, NY 11237 | NON | No | Concrete | Yes | \$ 16,724 | \$ 17,666 | \$ 17,666 |
| GC Warehouse - 515 S 4th Ave, Mt Vernon, NY 10550 | NON | No | Concrete | Yes | \$ 27,933 | \$ 4,359 | \$ 4,359 |
| | | | | | | | |
| | | | | | | | |
| | | | | | | | |
| | | | | | | | |
| | | | | | | | |
| | | | | | | | |
| | | | | | | | |
| | | | | | | | |
| | | | | | | | |
| | | | | | | | |
| | | | | | | | |
| | | | | | | | |
| | | | | | | | |
| | | | | | | | |
| | | | | | | | |
| | | | | | | | |
| | | | | | | | |
| | | | | | | | |
| | | | | | | | |
| | | | | | | | |
| | | | | | | | |
| | | | | | | | |
| Tier III Grand Total | | | | | \$ 44,657 | \$ 22,025 | \$ 22,025 |
| MWL Tier III Total | | | | | \$ - | \$ - | \$ - |
| Non-MWL Tier III Total | | | | | \$ 44,657 | \$ 22,025 | \$ 22,025 |
| MWL % of Tier III | | | | | 0% | 0% | 0% |

If there is no Original Plan then vendors were paid on an as-needed basis or vendors were contracted after the Original Plan

Date: 6/30/2025

SCHEDULE OF MINORITY/WOMEN/LOCAL OWNED BUSINESS PARTICIPATION UTILIZATION PLAN

(No substitutions may be made on this submission except by prior written approval by Owner)

Schedule M3

| | | | |
|----------------------|--|-----------------------|--------------------------------------|
| CM Name: | RP Brennan General Contractor & Builders, Inc. | Project: | Columbia Business School Below Grade |
| Company Name: | Elite Industrial Services Inc. | Contract: | |
| Trade: | Lockers / Shelving | Telephone: | 631-968-2907 |
| Address: | 82 Allen Blvd Farmingdale NY 11735 | Project Start: | 1/1/2018 |
| As of Date: | 6/30/2025 | Project End: | Final |

COMPANY (Tier II)

| Name | MWL Designation | Joint Venture? | Trade | Original Plan Amount \$'s | Current Plan Amount (Incl CO's) \$'s | Total Payment to Date \$'s |
|--------------------------------|-----------------|----------------|--------------------|------------------------------|--|----------------------------------|
| Elite Industrial Services Inc. | NON | No | Lockers / Shelving | \$ 150,318 | \$ 150,318 | \$ 150,318 |

SUBCONTRACTORS (Tier III)

| Name/Address/Phone # (if available) otherwise enter Trade | MWL Designation | Joint Venture? | Trade | Awarded? | Original Plan Amount \$'s | Current Plan Amount (Incl CO's) \$'s | Total Payment to Date \$'s |
|---|-----------------|----------------|--------------------|----------|------------------------------|--|----------------------------------|
| MWL: | | | | | | | |
| | | | | | | | |
| | | | | | | | |
| | | | | | | | |
| | | | | | | | |
| | | | | | | | |
| | | | | | | | |
| | | | | | | | |
| | | | | | | | |
| NON: | | | | | | | |
| Hallowell | NON | No | Lockers / Shelving | Yes | \$ 75,192 | \$ 75,192 | \$ 75,192 |
| | | | | | | | |
| | | | | | | | |
| | | | | | | | |
| | | | | | | | |
| | | | | | | | |
| | | | | | | | |
| | | | | | | | |
| | | | | | | | |
| | | | | | | | |
| | | | | | | | |
| | | | | | | | |
| | | | | | | | |
| | | | | | | | |
| | | | | | | | |
| | | | | | | | |
| | | | | | | | |
| | | | | | | | |
| | | | | | | | |
| | | | | | | | |
| | | | | | | | |
| | | | | | | | |
| | | | | | | | |
| | | | | | | | |
| | | | | | | | |
| | | | | | | | |
| | | | | | | | |
| Tier III Grand Total | | | | | \$ 75,192 | \$ 75,192 | \$ 75,192 |
| MWL Tier III Total | | | | | \$ - | \$ - | \$ - |
| Non-MWL Tier III Total | | | | | \$ 75,192 | \$ 75,192 | \$ 75,192 |
| MWL % of Tier III | | | | | 0% | 0% | 0% |

If there is no Original Plan then vendors were paid on an as-needed basis or vendors were contracted after the Original Plan

Date: 6/30/2025

SCHEDULE OF MINORITY/WOMEN/LOCAL OWNED BUSINESS PARTICIPATION UTILIZATION PLAN

(No substitutions may be made on this submission except by prior written approval by Owner)

Schedule M3

| | | | |
|----------------------|--|-----------------------|--------------------------------------|
| CM Name: | RP Brennan General Contractor & Builders, Inc. | Project: | Columbia Business School Below Grade |
| Company Name: | The Finishes Group Corp. | Contract: | |
| Trade: | Painting | Telephone: | 718-775-7600 Raffaele Pincione |
| Address: | 56 Glen Avenue, Norwalk CT 06850 | Project Start: | 1/1/2018 |
| As of Date: | 6/30/2025 | Project End: | Final |

| COMPANY (Tier II) | | | | | | |
|--------------------------|-----------------|----------------|----------|------------------------------|--|----------------------------------|
| Name | MWL Designation | Joint Venture? | Trade | Original Plan Amount \$'s | Current Plan Amount (Incl CO's) \$'s | Total Payment to Date \$'s |
| The Finishes Group Corp. | NON | No | Painting | \$ 107,000 | \$ 117,141 | \$ 117,141 |

| SUBCONTRACTORS (Tier III) | | | | | | | |
|---|-----------------|----------------|-------------------|----------|------------------------------|--|----------------------------------|
| Name/Address/Phone # (if available) otherwise enter Trade | MWL Designation | Joint Venture? | Trade | Awarded? | Original Plan Amount \$'s | Current Plan Amount (Incl CO's) \$'s | Total Payment to Date \$'s |
| MWL: | | | | | | | |
| | | | | | | | |
| | | | | | | | |
| | | | | | | | |
| | | | | | | | |
| | | | | | | | |
| | | | | | | | |
| NON: | | | | | | | |
| Sherwin Williams | NON | No | Material Supplier | Yes | \$ 1,007 | \$ 9,723 | \$ 9,723 |
| HILTI | NON | No | Material Supplier | Yes | \$ - | \$ 1,173 | \$ 1,173 |
| | | | | | | | |
| | | | | | | | |
| | | | | | | | |
| | | | | | | | |
| | | | | | | | |
| | | | | | | | |
| | | | | | | | |
| | | | | | | | |
| | | | | | | | |
| | | | | | | | |
| | | | | | | | |
| | | | | | | | |
| | | | | | | | |
| | | | | | | | |
| | | | | | | | |
| | | | | | | | |
| | | | | | | | |
| | | | | | | | |
| | | | | | | | |
| | | | | | | | |
| Tier III Grand Total | | | | | \$ 1,007 | \$ 10,896 | \$ 10,896 |
| MWL Tier III Total | | | | | \$ - | \$ - | \$ - |
| Non-MWL Tier III Total | | | | | \$ 1,007 | \$ 10,896 | \$ 10,896 |
| MWL % of Tier III | | | | | 0% | 0% | 0% |

If there is no Original Plan then vendors were paid on an as-needed basis or vendors were contracted after the Original Plan

Date: 6/30/2025

GC/CM: Turner Construction Company
 Date Range: 8/1/2008 - 6/30/2025
 As of: 6/29/2025

Columbia Business School
SCHEDULE OF WORKFORCE PARTICIPATION

| Tier | Contractor | | | | | | | | | | | Total MWL | | | Non-MWL | | | Total Hours | | | Headcount | | | | |
|-----------------|--|---------|----------------|-------|----------------|-------|----------------|-------|----------------|-------|----------------|-----------|----------------|--------|----------------|---------|----------------|-------------|----------------|---------|----------------|------|----------------|-----|-----|
| | | M | | W | | L | | MW | | ML | | WL | | MWL | | | | | | | | | | | |
| | | Hrs | % ¹ | Hrs | % ¹ | Hrs | % ¹ | Hrs | % ¹ | Hrs | % ¹ | Hrs | % ¹ | Hrs | % ¹ | Hrs | % ¹ | Hrs | % ¹ | # | % ¹ | # | % ¹ | # | |
| Tier I (Direct) | Turner Construction Company Construction Management | 88,392 | 60% | 329 | 0% | 64 | 0% | 6,854 | 5% | 6,647 | 5% | 94 | 0% | 13,741 | 9% | 116,119 | 79% | 31,125 | 21% | 147,244 | 159 | 72% | 62 | 28% | 221 |
| | EG Munoz Construction LLC Construction Management | 6,918 | 99% | 0 | 0% | 0 | 0% | 0 | 0% | 93 | 1% | 0 | 0% | 0 | 0% | 7,011 | 100% | 0 | 0% | 7,011 | 26 | 100% | 0 | 0% | 26 |
| | RP Brennan Construction Management | 1,260 | 37% | 0 | 0% | 0 | 0% | 0 | 0% | 0 | 0% | 0 | 0% | 0 | 0% | 1,260 | 37% | 2,134 | 63% | 3,394 | 3 | 43% | 4 | 57% | 7 |
| | Talisen Construction Corporation Construction Management | 1,492 | 47% | 0 | 0% | 0 | 0% | 0 | 0% | 0 | 0% | 0 | 0% | 0 | 0% | 1,492 | 47% | 1,702 | 53% | 3,194 | 9 | 50% | 9 | 50% | 18 |
| Tier II | Almar Plumbing Plumbing | 24,989 | 28% | 785 | 1% | 0 | 0% | 8,275 | 9% | 2,560 | 3% | 0 | 0% | 0 | 0% | 36,609 | 41% | 53,232 | 59% | 89,841 | 35 | 34% | 67 | 66% | 102 |
| | Cives Steel Company Structural Steel | 30,230 | 23% | 0 | 0% | 0 | 0% | 0 | 0% | 161 | 0% | 0 | 0% | 0 | 0% | 30,391 | 23% | 102,097 | 77% | 132,488 | 49 | 30% | 116 | 70% | 165 |
| | Island International Enterprises SOPP | 16,971 | 80% | 0 | 0% | 172 | 1% | 0 | 0% | 767 | 4% | 0 | 0% | 0 | 0% | 17,910 | 85% | 3,177 | 15% | 21,087 | 39 | 75% | 13 | 25% | 52 |
| | Roger & Sons Concrete | 58,319 | 41% | 26 | 0% | 52 | 0% | 121 | 0% | 2,425 | 2% | 0 | 0% | 866 | 1% | 61,808 | 43% | 80,899 | 57% | 142,707 | 210 | 43% | 280 | 57% | 490 |
| | Safway Atlantic Hoisting & Public Protection | 8,309 | 53% | 0 | 0% | 0 | 0% | 0 | 0% | 265 | 2% | 0 | 0% | 0 | 0% | 8,574 | 55% | 6,987 | 45% | 15,561 | 94 | 52% | 87 | 48% | 181 |
| | Zwicker Electric Company Electrical | 21,371 | 18% | 0 | 0% | 0 | 0% | 0 | 0% | 2,887 | 2% | 0 | 0% | 0 | 0% | 24,258 | 20% | 96,756 | 80% | 121,013 | 39 | 30% | 89 | 70% | 128 |
| | First Women's Fire Systems Fire Protection | 3,784 | 12% | 534 | 2% | 0 | 0% | 732 | 2% | 933 | 3% | 0 | 0% | 0 | 0% | 5,983 | 19% | 24,879 | 81% | 30,862 | 10 | 53% | 9 | 47% | 19 |
| | United Structural Works Misc. Metals | 11,187 | 32% | 0 | 0% | 668 | 2% | 0 | 0% | 0 | 0% | 0 | 0% | 0 | 0% | 11,855 | 34% | 23,163 | 66% | 35,018 | 36 | 46% | 43 | 54% | 79 |
| | Wolkow Braker Roofing & Waterproofing | 26,801 | 63% | 0 | 0% | 3 | 0% | 0 | 0% | 0 | 0% | 0 | 0% | 0 | 0% | 26,804 | 63% | 16,014 | 37% | 42,818 | 31 | 42% | 43 | 58% | 74 |
| | F.W. Sims HVAC AG Piping | 15,987 | 14% | 712 | 1% | 8 | 0% | 0 | 0% | 0 | 0% | 0 | 0% | 0 | 0% | 16,707 | 14% | 101,367 | 86% | 118,073 | 19 | 16% | 101 | 84% | 120 |
| | PJP Installers Inc HVAC Site 7 Airside | 3,488 | 88% | 0 | 0% | 0 | 0% | 0 | 0% | 469 | 12% | 0 | 0% | 0 | 0% | 3,956 | 100% | 4 | 0% | 3,960 | 49 | 98% | 1 | 2% | 50 |
| | Post Road Iron Works Overhead Doors | 1,038 | 31% | 135 | 4% | 0 | 0% | 0 | 0% | 0 | 0% | 0 | 0% | 0 | 0% | 1,173 | 35% | 2,132 | 65% | 3,305 | 9 | 33% | 18 | 67% | 27 |
| | Rad & D'Aprile Masonry | 22,341 | 53% | 0 | 0% | 0 | 0% | 0 | 0% | 72 | 0% | 0 | 0% | 0 | 0% | 22,413 | 53% | 19,898 | 47% | 42,311 | 50 | 54% | 43 | 46% | 93 |
| | Heritage Mechanical HVAC | 31,556 | 56% | 0 | 0% | 0 | 0% | 414 | 1% | 79 | 0% | 0 | 0% | 0 | 0% | 32,049 | 57% | 24,075 | 43% | 56,123 | 69 | 69% | 31 | 31% | 100 |
| | Allran Electric Fire Alarm | 16,486 | 27% | 1,886 | 3% | 712 | 1% | 1,603 | 3% | 412 | 1% | 0 | 0% | 1,989 | 3% | 23,088 | 38% | 37,768 | 62% | 60,855 | 38 | 37% | 65 | 63% | 103 |
| | PJ Mechanical HVAC | 26,061 | 67% | 0 | 0% | 0 | 0% | 305 | 1% | 40 | 0% | 0 | 0% | 0 | 0% | 26,405 | 68% | 12,306 | 32% | 38,711 | 50 | 53% | 44 | 47% | 94 |
| | Curtis Partition Drywall | 101,008 | 61% | 3,417 | 2% | 1,278 | 1% | 3,566 | 2% | 1,924 | 1% | 968 | 1% | 0 | 0% | 112,160 | 68% | 53,717 | 32% | 165,876 | 129 | 66% | 66 | 34% | 195 |
| | Concrete Industries Early Sitework | 115 | 18% | 0 | 0% | 0 | 0% | 0 | 0% | 0 | 0% | 0 | 0% | 0 | 0% | 115 | 18% | 523 | 82% | 638 | 2 | 18% | 9 | 82% | 11 |
| | Bamco, Inc. Metal Wall Panels | 3,683 | 17% | 0 | 0% | 0 | 0% | 0 | 0% | 981 | 4% | 0 | 0% | 0 | 0% | 4,663 | 21% | 17,642 | 79% | 22,305 | 16 | 31% | 35 | 69% | 51 |
| | Champion Metal & Glass Ornamental Metals | 9,768 | 54% | 13 | 0% | 0 | 0% | 1,016 | 6% | 0 | 0% | 0 | 0% | 0 | 0% | 10,797 | 59% | 7,425 | 41% | 18,222 | 24 | 57% | 18 | 43% | 42 |
| | Egg Electric Inc. Electrical | 45,771 | 37% | 1,995 | 2% | 1,042 | 1% | 4,107 | 3% | 1,970 | 2% | 1,056 | 1% | 0 | 0% | 55,941 | 45% | 69,337 | 55% | 125,277 | 57 | 46% | 67 | 54% | 124 |
| | Transel Elevator, Inc. Elevator | 12,879 | 47% | 0 | 0% | 0 | 0% | 0 | 0% | 0 | 0% | 0 | 0% | 0 | 0% | 12,879 | 47% | 14,454 | 53% | 27,333 | 13 | 29% | 32 | 71% | 45 |
| | Spectrum Painting Resinous Flooring | 13,314 | 63% | 0 | 0% | 0 | 0% | 0 | 0% | 2,390 | 11% | 0 | 0% | 0 | 0% | 15,704 | 75% | 5,295 | 25% | 20,999 | 51 | 80% | 13 | 20% | 64 |
| | Mamais Construction Construction | 8,409 | 60% | 0 | 0% | 0 | 0% | 0 | 0% | 3,664 | 26% | 0 | 0% | 7 | 0% | 12,080 | 86% | 1,977 | 14% | 14,056 | 50 | 89% | 6 | 11% | 56 |
| | Woodworks Construction Woodwork | 1,917 | 19% | 0 | 0% | 0 | 0% | 0 | 0% | 8 | 0% | 0 | 0% | 0 | 0% | 1,925 | 20% | 7,940 | 80% | 9,865 | 9 | 35% | 17 | 65% | 26 |
| | Schneider Electric Electrical | 5,653 | 43% | 2,636 | 20% | 4 | 0% | 0 | 0% | 0 | 0% | 0 | 0% | 0 | 0% | 8,293 | 63% | 4,791 | 37% | 13,084 | 9 | 27% | 24 | 73% | 33 |
| | Unity Electric Electrical | 29,291 | 34% | 232 | 0% | 789 | 1% | 4,687 | 6% | 2,549 | 3% | 16 | 0% | 629 | 1% | 38,193 | 45% | 46,923 | 55% | 85,116 | 44 | 38% | 72 | 62% | 116 |
| | Jacobson & Company, Inc. Security | 31,112 | 31% | 1,395 | 1% | 0 | 0% | 2,257 | 2% | 1,867 | 2% | 0 | 0% | 0 | 0% | 36,631 | 36% | 63,788 | 64% | 100,419 | 67 | 43% | 88 | 57% | 155 |
| | JEM Architecturals Architects | 10,954 | 24% | 344 | 1% | 2,190 | 5% | 0 | 0% | 1,129 | 2% | 0 | 0% | 0 | 0% | 14,617 | 32% | 30,860 | 68% | 45,477 | 20 | 44% | 25 | 56% | 45 |
| | Garcia Marble & Tile Stone Masons | 3,810 | 38% | 0 | 0% | 0 | 0% | 0 | 0% | 0 | 0% | 0 | 0% | 0 | 0% | 3,810 | 38% | 6,135 | 62% | 9,945 | 10 | 56% | 8 | 44% | 18 |
| | Sherland & Farrington Stone Masons | 2,273 | 18% | 0 | 0% | 0 | 0% | 0 | 0% | 0 | 0% | 0 | 0% | 0 | 0% | 2,273 | 18% | 10,195 | 82% | 12,468 | 12 | 33% | 24 | 67% | 36 |

| | | | | | | | | | | | | | | | | | | | | | | | | | |
|--|----------------|------|---------------|----|--------------|-----|---------------|-----|---------------|-----|--------------|------|---------------|------|----------------|----|------------------|----|------------------|----|--------------|--|--------------|--|--------------|
| Platinum Maintenance Services | 7,046 | 55% | 0 | 0% | 0 | 0% | 0 | 0% | 0 | 0% | 7,046 | 55% | 5,811 | 45% | 12,857 | 19 | 51% | 18 | 49% | 37 | | | | | |
| Maintenance | | | | | | | | | | | | | | | | | | | | | | | | | |
| Hi Tech Data Floors | 1,153 | 12% | 0 | 0% | 0 | 0% | 40 | 0% | 0 | 0% | 1,192 | 12% | 8,537 | 88% | 9,729 | 5 | 28% | 13 | 72% | 18 | | | | | |
| Flooring | | | | | | | | | | | | | | | | | | | | | | | | | |
| Scanga Woodworking Corp | 4,903 | 58% | 0 | 0% | 0 | 0% | 0 | 0% | 0 | 0% | 4,903 | 58% | 3,595 | 42% | 8,498 | 9 | 38% | 15 | 63% | 24 | | | | | |
| Flooring | | | | | | | | | | | | | | | | | | | | | | | | | |
| HB Communications | 1,399 | 22% | 0 | 0% | 0 | 0% | 0 | 0% | 0 | 0% | 1,399 | 22% | 5,089 | 78% | 6,488 | 1 | 13% | 7 | 88% | 8 | | | | | |
| Communications | | | | | | | | | | | | | | | | | | | | | | | | | |
| Almar Plumbing and Heating Corporation | 856 | 36% | 0 | 0% | 0 | 0% | 256 | 11% | 72 | 3% | 1,184 | 50% | 1,184 | 50% | 2,368 | 0 | 0% | 0 | 0% | 0 | | | | | |
| Plumbing | | | | | | | | | | | | | | | | | | | | | | | | | |
| Furniture Consultants | 13,319 | 72% | 0 | 0% | 0 | 0% | 0 | 0% | 312 | 2% | 13,631 | 74% | 4,864 | 26% | 18,495 | 31 | 72% | 12 | 28% | 43 | | | | | |
| Furniture | | | | | | | | | | | | | | | | | | | | | | | | | |
| County Cleaners Corporation | 1,071 | 74% | 0 | 0% | 80 | 6% | 238 | 16% | 62 | 4% | 1,451 | 100% | 0 | 0% | 1,451 | 17 | 100% | 0 | 0% | 17 | | | | | |
| Cleaning | | | | | | | | | | | | | | | | | | | | | | | | | |
| Crown Sign Systems | 1,123 | 100% | 0 | 0% | 0 | 0% | 0 | 0% | 0 | 0% | 1,123 | 100% | 0 | 0% | 1,123 | 11 | 100% | 0 | 0% | 11 | | | | | |
| Signage | | | | | | | | | | | | | | | | | | | | | | | | | |
| Regal Cleaning Corp | 4,015 | 73% | 0 | 0% | 0 | 0% | 1,093 | 20% | 273 | 5% | 5,518 | 100% | 0 | 0% | 5,518 | 58 | 0% | 0 | 0% | 58 | | | | | |
| Cleaning | | | | | | | | | | | | | | | | | | | | | | | | | |
| E&R Heating and Cooling LLC | 176 | 47% | 0 | 0% | 112 | 30% | 0 | 0% | 0 | 0% | 288 | 77% | 84 | 23% | 372 | 4 | 67% | 2 | 33% | 6 | | | | | |
| HVAC | | | | | | | | | | | | | | | | | | | | | | | | | |
| EGM Electric NYC | 3,374 | 90% | 0 | 0% | 0 | 0% | 0 | 0% | 128 | 3% | 3,502 | 94% | 238 | 6% | 3,740 | 12 | 92% | 1 | 8% | 13 | | | | | |
| Electrical | | | | | | | | | | | | | | | | | | | | | | | | | |
| EGM Plumbing NYC, LLC | 1,826 | 100% | 0 | 0% | 0 | 0% | 0 | 0% | 0 | 0% | 1,826 | 100% | 0 | 0% | 1,826 | 8 | 100% | 0 | 0% | 8 | | | | | |
| Plumbing | | | | | | | | | | | | | | | | | | | | | | | | | |
| Metropolitan Construction Systems Inc | 73 | 63% | 0 | 0% | 0 | 0% | 0 | 0% | 0 | 0% | 73 | 63% | 43 | 37% | 116 | 2 | 50% | 2 | 50% | 4 | | | | | |
| Waterproofing | | | | | | | | | | | | | | | | | | | | | | | | | |
| EC Framing | 1,408 | 52% | 0 | 0% | 0 | 0% | 16 | 1% | 1,128 | 42% | 2,552 | 94% | 152 | 6% | 2,704 | 14 | 88% | 2 | 13% | 16 | | | | | |
| Drywall | | | | | | | | | | | | | | | | | | | | | | | | | |
| Gunzer Electric | 2,399 | 50% | 0 | 0% | 0 | 0% | 0 | 0% | 641 | 13% | 3,040 | 63% | 1,790 | 37% | 4,830 | 15 | 63% | 9 | 38% | 24 | | | | | |
| Electrical | | | | | | | | | | | | | | | | | | | | | | | | | |
| M & J Mechanical | 540 | 85% | 0 | 0% | 0 | 0% | 0 | 0% | 56 | 9% | 596 | 93% | 42 | 7% | 638 | 18 | 90% | 2 | 10% | 20 | | | | | |
| Mechanical / HVAC | | | | | | | | | | | | | | | | | | | | | | | | | |
| Midnight Express | 560 | 52% | 0 | 0% | 0 | 0% | 0 | 0% | 0 | 0% | 560 | 52% | 520 | 48% | 1,080 | 6 | 67% | 3 | 33% | 9 | | | | | |
| Sprinklers | | | | | | | | | | | | | | | | | | | | | | | | | |
| NJ Boom & Erectors | 285 | 93% | 0 | 0% | 0 | 0% | 0 | 0% | 22 | 7% | 307 | 100% | 0 | 0% | 307 | 22 | 100% | 0 | 0% | 22 | | | | | |
| Misc. Steel | | | | | | | | | | | | | | | | | | | | | | | | | |
| Robe Interiors | 488 | 29% | 0 | 0% | 326 | 19% | 0 | 0% | 476 | 28% | 1,290 | 77% | 392 | 23% | 1,682 | 3 | 75% | 1 | 25% | 4 | | | | | |
| Architectural Woodwork | | | | | | | | | | | | | | | | | | | | | | | | | |
| AA Plumbing | 0 | 0% | 0 | 0% | 80 | 45% | 0 | 0% | 0 | 0% | 80 | 45% | 96 | 55% | 176 | 2 | 50% | 2 | 50% | 4 | | | | | |
| Plumbing | | | | | | | | | | | | | | | | | | | | | | | | | |
| Benco | 0 | 0% | 0 | 0% | 0 | 0% | 0 | 0% | 0 | 0% | 0 | 0% | 34 | 100% | 34 | 0 | 0% | 2 | 100% | 2 | | | | | |
| Appliances/Fire Protection | | | | | | | | | | | | | | | | | | | | | | | | | |
| Calie 2 Enterprises | 1,588 | 94% | 0 | 0% | 0 | 0% | 0 | 0% | 0 | 0% | 1,588 | 94% | 96 | 6% | 1,684 | 10 | 91% | 1 | 9% | 11 | | | | | |
| Concrete / Masonry | | | | | | | | | | | | | | | | | | | | | | | | | |
| JMC Floor Covering, Inc. | 40 | 19% | 0 | 0% | 0 | 0% | 0 | 0% | 24 | 11% | 64 | 30% | 146 | 70% | 210 | 3 | 43% | 4 | 57% | 7 | | | | | |
| Carpentry/Flooring | | | | | | | | | | | | | | | | | | | | | | | | | |
| The Finishes Group Corp | 1,152 | 73% | 0 | 0% | 0 | 0% | 0 | 0% | 0 | 0% | 1,152 | 73% | 421 | 27% | 1,573 | 6 | 75% | 2 | 25% | 8 | | | | | |
| Painting | | | | | | | | | | | | | | | | | | | | | | | | | |
| The Marble Factory, Inc | 240 | 48% | 0 | 0% | 0 | 0% | 0 | 0% | 0 | 0% | 240 | 48% | 260 | 52% | 500 | 4 | 50% | 4 | 50% | 8 | | | | | |
| Tile | | | | | | | | | | | | | | | | | | | | | | | | | |
| Stonhard | 571 | 100% | 0 | 0% | 0 | 0% | 0 | 0% | 0 | 0% | 571 | 100% | 0 | 0% | 571 | 17 | 100% | 0 | 0% | 17 | | | | | |
| Epoxy Flooring | | | | | | | | | | | | | | | | | | | | | | | | | |
| Total Hours | 746,534 | | 14,439 | | 7,580 | | 35,578 | | 37,483 | | 2,133 | | 17,368 | | 861,113 | | 1,014,106 | | 1,875,219 | | 1,834 | | 1,731 | | 3,565 |
| Overall % of Total | 40% | | 1% | | 0% | | 2% | | 2% | | 0% | | 1% | | 46% | | 54% | | 100% | | 51% | | 49% | | 100% |

* Denotes active contractors

1 Denotes percentages of the individual MWL designation to the total workforce hours or total headcount

| Contractor | Start | End |
|----------------------------------|------------|------------|
| Allran Electric | 6/26/2019 | 5/25/2022 |
| Almar Plumbing | 6/19/2018 | 6/21/2022 |
| Bamco, Inc. | 8/18/2019 | 7/25/2021 |
| Champion Metal & Glass | 9/4/2019 | 6/29/2022 |
| Cives Steel Company | 11/25/2018 | 3/28/2021 |
| Concrete Industries | 4/16/2019 | 12/31/2020 |
| Curtis Partition | 5/12/2019 | 3/13/2022 |
| Egg Electric Inc. | 10/2/2019 | 4/6/2022 |
| F.W. Sims | 3/5/2019 | 4/18/2022 |
| First Women's Fire Systems | 12/25/2018 | 11/2/2021 |
| Garcia Marble & Tile | 9/2/2020 | 4/9/2022 |
| HB Communications | 1/1/2018 | 2/27/2022 |
| Heritage Mechanical | 6/5/2019 | 5/4/2022 |
| Hi Tech Data Floors | 1/3/2021 | 3/28/2022 |
| Island International Enterprises | 12/25/2018 | 6/15/2021 |
| Jacobson & Company, Inc. | 11/5/2019 | 9/16/2022 |
| JEM Architecturals | 7/7/2020 | 9/19/2022 |
| Mamais Construction | 10/20/2019 | 3/29/2022 |
| PJ Mechanical | 5/8/2019 | 3/29/2022 |
| PJP Installers Inc | 3/17/2019 | 3/12/2022 |

| Contractor | Start | End |
|-------------------------------|------------|------------|
| Platinum Maintenance Services | 9/5/2020 | 9/13/2022 |
| Post Road Iron Works | 6/8/2019 | 10/22/2020 |
| Rad & D'Aprile | 4/9/2019 | 2/27/2022 |
| Roger & Sons | 10/16/2018 | 12/13/2021 |
| Safway Atlantic | 10/17/2018 | 4/13/2022 |
| Scanga Woodworking Corp | 4/3/2021 | 3/29/2022 |
| Schneider Electric | 5/3/2020 | 9/19/2022 |
| Sherland & Farrington | 9/13/2020 | 4/22/2022 |
| Spectrum Painting | 9/9/2019 | 5/17/2022 |
| Tranel Elevator, Inc. | 12/1/2019 | 9/19/2022 |
| Turner Construction Company | 4/20/2019 | 5/17/2022 |
| United Structural Works | 1/6/2019 | 4/22/2022 |
| Unity Electric | 1/1/2020 | 9/16/2022 |
| Wolkow Braker | 2/27/2019 | 5/16/2022 |
| Woodworks Construction | 3/9/2021 | 4/22/2022 |
| Zwicker Electric Company | 12/26/2018 | 3/12/2022 |
| Furniture Consulting | 1/1/2021 | 9/13/2022 |
| County Cleaners Corporation | 10/1/2021 | 4/22/2022 |
| Crown Sign Systems | 1/1/2022 | 9/16/2022 |
| Regal Cleaning Corp | 1/1/2022 | 4/22/2022 |

| Contractor | Start | End |
|---------------------------------------|------------|------------|
| E&R Heating and Cooling LLC | 12/13/2022 | 6/13/2023 |
| EGM Electric NYC | 12/13/2022 | 6/13/2023 |
| EGM Plumbing NYC, LLC | 11/30/2022 | 6/13/2023 |
| Metropolitan Construction Systems Inc | 3/27/2023 | 3/27/2023 |
| EC Framing | 10/8/2023 | 2/25/2024 |
| Gunzer Electric | 10/4/2023 | 2/28/2024 |
| M & J Mechanical | 11/5/2023 | 3/24/2024 |
| Midnight Express | 10/6/2023 | 3/15/2024 |
| NJ Boom & Erectors | 9/29/2023 | 1/19/2024 |
| Robe Interiors | 9/15/2023 | 1/12/2024 |
| AA Plumbing | 10/26/2023 | 12/28/2023 |
| Benco | 12/29/2023 | 12/29/2023 |
| Calie 2 Enterprises | 10/8/2023 | 1/21/2024 |
| JMC Floor Covering, Inc. | 12/1/2023 | 1/19/2024 |
| The Finishes Group Corp | 11/17/2023 | 1/20/2024 |
| The Marble Factory, Inc | 11/29/2023 | 11/29/2023 |

Open Space Large Square

SCHEDULE OF MINORITY/WOMEN/LOCAL OWNED BUSINESS PARTICIPATION UTILIZATION PLAN
 (No substitutions may be made on this submission except by prior written approval by Owner)

Schedule M2

| | |
|--|--|
| Company Name: Kelco Construction Inc. | Project: Open Space Large Square |
| Trade: General Contractor | Contract: |
| Address: 22 Newton Place Hauppauge NY 11788 | Telephone: (831) 462-2952 |
| As of Date: 6/30/2025 | Project Start: 1/1/2021 Project End: Final |

| COMPANY (Tier I) | | | | | | |
|-------------------------|-----------------|----------------|--------------------|--------------------------|-------------------------------------|---------------------------|
| Name | MWL Designation | Joint Venture? | Trade | Original Plan Amount \$% | Current Plan Amount (incl CO's) \$% | Total Payment to Date \$% |
| Kelco Construction Inc. | NON | No | General Contractor | \$ 17,355,290 | \$ 23,079,212 | \$ 23,137,590 |

| SUBCONTRACTORS (Tier II) | | | | | | | |
|---|-----------------|----------------|----------------------------------|-----------|--------------------------|-------------------------------------|---------------------------|
| Name/Address/Phone # (if available) otherwise enter Trade | MWL Designation | Joint Venture? | Trade | Awarded? | Original Plan Amount \$% | Current Plan Amount (incl CO's) \$% | Total Payment to Date \$% |
| MWL: | | | | | | | |
| Brunkner Lumber | L | No | Lumber Supplier | Yes | \$ - | \$ 20,376 | \$ 20,376 |
| Cardella Trucking | W-ESD | No | Waste management | Yes | \$ 3,113 | \$ 64,891 | \$ 64,891 |
| Casa Redmix Concrete Corp. | L | No | Concrete Supplier | Yes | \$ 213,000 | \$ 277,689 | \$ 277,689 |
| CFS Steel Company | L | No | Rebar Vendor | Yes | \$ 183,000 | \$ 82,942 | \$ 82,942 |
| Crown Signs | W | No | Site Signage | Yes | \$ - | \$ 19,957 | \$ 19,957 |
| Double Nickel | W-ESD | No | 62 Yes | \$ 75,000 | \$ 98,540 | \$ 98,540 | |
| Glenwood Masonry | W | No | Masonry Supplier | Yes | \$ 2,225 | \$ 3,337 | \$ 3,336 |
| Our Rental Pumps | W-ESD | No | Equipment Rental | Yes | \$ 50,000 | \$ 7,271 | \$ 7,271 |
| Johnson Security | MW-ESD | No | Site Security | Yes | \$ 336,858 | \$ 331,983 | \$ 331,983 |
| Mirmax Engineering | M | No | Surveying | Yes | \$ 50,000 | \$ 97,655 | \$ 97,655 |
| Park Ave Building Supply | M-ESD | No | Construction Material Supplier | Yes | \$ 15,113 | \$ 29,725 | \$ 29,725 |
| Pestrol | MW-ESD | No | Vector Control | Yes | \$ - | \$ 4,500 | \$ 4,500 |
| Petoscan Ltd. | W-ESD | No | Fule Provider | Yes | \$ - | \$ 17,367 | \$ 17,367 |
| Power Connect Electrical Corp. | W | No | Electrical, Technology, Security | Yes | \$ 2,685,000 | \$ 3,142,542 | \$ 3,142,542 |
| Yaboo Fence | W | No | Fencing | Yes | \$ 139,003 | \$ 144,430 | \$ 144,430 |
| NON: | | | | | | | |
| Call Ahead | NON | No | Temporary Sanitary Facilities | Yes | \$ 8,497 | \$ 8,592 | \$ 8,592 |
| Central Irrigation | NON | No | Irrigation Supplies/Equipment | Yes | \$ 52,321 | \$ 59,019 | \$ 59,019 |
| Cerco | NON | No | Temporary Office Trailer | Yes | \$ 5,411 | \$ 5,411 | \$ 5,411 |
| City & County Paving | NON | No | Paving | Yes | \$ 301,645 | \$ 301,645 | \$ 301,645 |
| Classic Stone | NON | No | Stone Supplier | Yes | \$ 406,787 | \$ 456,916 | \$ 456,916 |
| Colarusso | NON | No | Trucking - Soil/Fill | Yes | \$ 21,834 | \$ 21,834 | \$ 21,834 |
| Colony Hardware | NON | No | Tool/Equipment Supplier | Yes | \$ 5,395 | \$ 5,395 | \$ 5,395 |
| Country Gardens Nursery | NON | No | Planting Supply | Yes | \$ 11,265 | \$ 11,265 | \$ 11,265 |
| Cox Trucking | NON | No | Trucking - Soil/Fill | Yes | \$ 34,379 | \$ 34,379 | \$ 34,379 |
| Deer Root | NON | No | Material Supplier | Yes | \$ 51,521 | \$ 51,521 | \$ 51,521 |
| El Hannon Wholesale Nursery | NON | No | Tree Supplier | Yes | \$ - | \$ 107,742 | \$ 107,742 |
| Ericsons | NON | No | Drain Supplier | Yes | \$ 476,641 | \$ 658,294 | \$ 658,294 |
| Evergreen Recycling | NON | No | Fill Material Supplier | Yes | \$ 89,710 | \$ 105,301 | \$ 105,301 |
| Fountaintech | NON | No | Fountain Installer | Yes | \$ 656,842 | \$ 709,952 | \$ 709,952 |
| Fresh Meadows | NON | No | Plumbing | Yes | \$ - | \$ 47,564 | \$ 47,564 |
| Geocomp | NON | No | Noise Testing | Yes | \$ 14,700 | \$ 16,500 | \$ 16,500 |
| Granger | NON | No | Construction Material Supplier | Yes | \$ 583 | \$ 583 | \$ 583 |
| GreenPro Materials | NON | No | Construction Material Supplier | Yes | \$ - | \$ 13,159 | \$ 13,159 |
| Haika Nurseries | NON | No | Tree Supplier | Yes | \$ - | \$ 37,755 | \$ 37,755 |
| Hanover Architectural Products | NON | No | Stone Supplier | Yes | \$ - | \$ 306,002 | \$ 306,002 |
| HEPCO | NON | No | Stone Supplier | Yes | \$ 14,690 | \$ 14,690 | \$ 14,690 |
| Impact Concrete | NON | No | Engineering | Yes | \$ 2,100 | \$ 2,100 | \$ 2,100 |
| Industrial Threaded Products | NON | No | Construction Material Supplier | Yes | \$ 7,467 | \$ 7,467 | \$ 7,467 |
| Island Building Supplies | NON | No | Construction Material Supplier | Yes | \$ 13,404 | \$ 13,404 | \$ 13,404 |
| Kaufman Iron Works | NON | No | Ornamental Metal Fabricator | Yes | \$ 83,520 | \$ 83,520 | \$ 83,520 |
| Landscape Forms | NON | No | Material Supplier | Yes | \$ 844,205 | \$ 1,488,005 | \$ 1,488,005 |
| Milrose Consultants | NON | No | Expeditor | Yes | \$ 76,260 | \$ 116,390 | \$ 116,390 |
| New York Concrete Washout | NON | No | Concrete Washout Supplier | Yes | \$ 10,699 | \$ 10,699 | \$ 10,699 |
| North Fork Boutique | NON | No | Planting Supply | Yes | \$ 29,320 | \$ 29,320 | \$ 29,320 |
| Omni Rebar, Inc. | NON | No | Rebar Detailer | Yes | \$ 2,510 | \$ 2,510 | \$ 2,510 |
| Onsite Innovations | NON | No | Medic | Yes | \$ 10,108 | \$ 10,108 | \$ 10,108 |
| Phase I Group | NON | No | Plumbing | Yes | \$ 170,526 | \$ 170,526 | \$ 170,526 |
| Power Pak Civil & Safety LLC | NON | No | Construction Material Supplier | Yes | \$ 6,649 | \$ 6,649 | \$ 6,649 |
| Romex | NON | No | Material Supplier | Yes | \$ 27,010 | \$ 27,010 | \$ 27,010 |
| Sanico USA Corp | NON | No | Temperature Scanning Equip | Yes | \$ 6,279 | \$ 6,279 | \$ 6,279 |
| Shelter Enterprises | NON | No | Material Supplier | Yes | \$ 36,401 | \$ 36,401 | \$ 36,401 |
| Siegel | NON | No | Material Supplier | Yes | \$ 628 | \$ 628 | \$ 628 |
| Site One Landscaping | NON | No | Material Supplier | Yes | \$ 2,820 | \$ 3,192 | \$ 3,192 |
| Sonco | NON | No | Fence Supplier | Yes | \$ 4,015 | \$ 4,015 | \$ 4,015 |
| South Brunswick Recycling Materials, | NON | No | Soil Supplier | Yes | \$ 30,500 | \$ 30,500 | \$ 30,500 |
| Triboro Contractors | NON | No | Construction Material Supplier | Yes | \$ 394 | \$ 394 | \$ 394 |
| Trinity Highway Rentals | NON | No | Yards/Fence Rental | Yes | \$ 25,283 | \$ 25,283 | \$ 25,283 |
| White Cap LP | NON | No | Building Materials | Yes | \$ 159,597 | \$ 160,164 | \$ 160,164 |
| Walkow Braker | NON | No | Waterproofing | Yes | \$ 246,000 | \$ 271,835 | \$ 271,835 |
| Wundercover | NON | No | Material Supplier | Yes | \$ 79,130 | \$ 79,130 | \$ 79,130 |
| Zinco | NON | No | Material Supplier | Yes | \$ 159,367 | \$ 159,367 | \$ 159,367 |
| Tier II Grand Total | | | | | \$ 7,938,725 | \$ 10,061,619 | \$ 10,061,618 |
| MWL Tier II Total | | | | | \$ 3,752,312 | \$ 4,343,205 | \$ 4,343,204 |
| Non-MWL Tier II Total | | | | | \$ 4,186,413 | \$ 5,718,414 | \$ 5,718,414 |
| MWL % of Tier II | | | | | 22% | 19% | 19% |

If there is no Original Plan then vendors were paid on an as-needed basis or vendors were contracted after the Original Plan

| | |
|-------------|----------------------|
| GC/CM: | Kelco Construction |
| Date Range: | 8/1/2008 - 6/30/2025 |
| As of : | 45837 |

Open Space Large Square SCHEDULE OF WORKFORCE PARTICIPATION

| Tier | Contractor | | | | | | | | | Total MWL | | | Non-MWL | | | Total Hours | | | Headcount | | | | | | |
|---------------------------|--|---------------|-----|--------------|-----|-----------|----|--------------|-----|------------|----|-----------|---------|------------|----|---------------|----------------|--------------|----------------|---------------|------------|----------------|-----------|----------------|-------------|
| | | M | | W | | L | | MW | | ML | | WL | | MWL | | Hrs | % ¹ | Hrs | % ¹ | Hrs | Total MWL | % ¹ | Non-MWL | % ¹ | Total |
| Tier I (Direct) | Kelco Construction Inc General Contractor | 23,749 | 94% | 0 | 0% | 0 | 0% | 0 | 0% | 0 | 0% | 0 | 0% | 0 | 0% | 23,749 | 94% | 1,536 | 6% | 25,284 | 67 | 93% | 5 | 7% | 72 |
| Tier II | Johnson Security | 5,359 | 57% | 1,307 | 14% | 16 | 0% | 2,182 | 23% | 176 | 2% | 0 | 0% | 320 | 3% | 9,359 | 100% | 15 | 0% | 9,374 | 47 | 96% | 2 | 4% | 49 |
| | Power Connect Electric | 1,142 | 42% | 0 | 0% | 0 | 0% | 0 | 0% | 0 | 0% | 0 | 0% | 0 | 0% | 1,142 | 42% | 1,563 | 58% | 2,705 | 5 | 63% | 3 | 38% | 8 |
| | Wolkow Breaker | 1,075 | 55% | 0 | 0% | 0 | 0% | 0 | 0% | 0 | 0% | 0 | 0% | 0 | 0% | 1,075 | 55% | 879 | 45% | 1,954 | 12 | 48% | 13 | 52% | 25 |
| Total Hours | | 31,324 | | 1,307 | | 16 | | 2,182 | | 176 | | 0 | | 320 | | 35,325 | | 3,992 | | 39,317 | 131 | | 23 | | 154 |
| Overall % of Total | | 0% | | 0% | | 0% | | 0% | | 0% | | 0% | | 0% | | 0% | | 0% | | 100% | 0% | | 0% | | 100% |

* Denotes active contractors

1 Denotes percentages of the individual MWL designation to the total workforce hours or total headcount

| Contractor | Start | End |
|------------------------|-----------|-------------|
| Kelco Construction Inc | 6/27/2020 | In Progress |
| Johnson Security | 6/27/2020 | In Progress |
| Power Connect Electric | 6/27/2020 | In Progress |
| Wolkow Breaker | 6/27/2020 | In Progress |

| | |
|-------------|----------------------|
| GC/CM: | Kelco Construction |
| Date Range: | 4/1/2025 - 6/30/2025 |
| As of : | 45837 |

Open Space Large Square SCHEDULE OF WORKFORCE PARTICIPATION

| Tier | Contractor | | | | | | | | | Total MWL | | | Non-MWL | | | Total Hours | | | Headcount | | | | |
|---------------------------|--|-----------|----------------|-----------|----------------|-----------|----------------|-----------|----------------|-----------|----------------|-----------|----------------|-----------|----------------|-------------|----------------|-----------|-------------|----------------|-----------|----------------|-----------|
| | | M | | W | | L | | MW | | ML | | WL | | MWL | | Total MWL | Non-MWL | | Total Hours | Total MWL | | Non-MWL | |
| | | Hrs | % ¹ | Hrs | % ¹ | Hrs | % ¹ | Hrs | % ¹ | Hrs | % ¹ | Hrs | % ¹ | Hrs | % ¹ | Hrs | % ¹ | Hrs | # | % ¹ | # | % ¹ | # |
| Tier I (Direct) | Kelco Construction Inc General Contractor | 0 | 0% | 0 | 0% | 0 | 0% | 0 | 0% | 0 | 0% | 0 | 0% | 0 | 0% | 0 | 0% | 0 | 0 | 0% | 0 | 0% | 0 |
| Tier II | Wolkow Breaker | 0 | 0% | 0 | 0% | 0 | 0% | 0 | 0% | 0 | 0% | 0 | 0% | 0 | 0% | 0 | 0% | 0 | 0 | 0% | 0 | 0% | 0 |
| | Power Connect Electric | 0 | 0% | 0 | 0% | 0 | 0% | 0 | 0% | 0 | 0% | 0 | 0% | 0 | 0% | 0 | 0% | 0 | 0 | 0% | 0 | 0% | 0 |
| | Johnson Security | 0 | 0% | 0 | 0% | 0 | 0% | 0 | 0% | 0 | 0% | 0 | 0% | 0 | 0% | 0 | 0% | 0 | 0 | 0% | 0 | 0% | 0 |
| | | 0 | 0% | 0 | 0% | 0 | 0% | 0 | 0% | 0 | 0% | 0 | 0% | 0 | 0% | 0 | 0% | 0 | 0 | 0% | 0 | 0% | 0 |
| Total Hours | | 0 | | 0 | | 0 | | 0 | | 0 | | 0 | | 0 | | 0 | | 0 | 0 | | 0 | | 0 |
| Overall % of Total | | 0% | | 0% | | 0% | | 0% | | 0% | | 0% | | 0% | | 0% | | 0% | 0% | | 0% | | 0% |

* Denotes active contractors

¹ Denotes percentages of the individual MWL designation to the total workforce hours or total headcount

Shared Services

| | |
|-------------|----------------------|
| GC/CM: | Lend Lease |
| Date Range: | 8/1/2008 - 6/30/2025 |
| As of: | 45837 |

Shared Services SCHEDULE OF WORKFORCE PARTICIPATION

| Tier | Contractor | Workforce Participation | | | | | | | | | | | | Total | | | Headcount | | | | | | | | |
|---------------------------|--|-------------------------|----------------|--------------|----------------|---------------|----------------|---------------|----------------|----------------|----------------|-----------|----------------|---------------|----------------|----------------|----------------|----------------|-----------|----------------|------------|----------------|------------|-----|-------------|
| | | M | | W | | L | | MW | | ML | | WL | | MWL | | Total MWL | Non-MWL | Total Hours | Total MWL | Non-MWL | | Total | | | |
| | | Hrs | % ¹ | Hrs | % ¹ | Hrs | % ¹ | Hrs | % ¹ | Hrs | % ¹ | Hrs | % ¹ | Hrs | % ¹ | Hrs | % ¹ | Hrs | # | % ¹ | # | % ¹ | # | | |
| Tier I (Direct) | Lend Lease Construction Construction Management | 92,640 | 32% | 2,939 | 1% | 13,996 | 5% | 19,956 | 7% | 49,345 | 17% | 0 | 0% | 2,537 | 1% | 181,413 | 63% | 107,940 | 37% | 289,353 | 134 | 43% | 181 | 57% | 315 |
| Tier II | Johnson Security Security | 152,969 | 60% | 0 | 0% | 2,042 | 1% | 31,652 | 12% | 54,836 | 21% | 0 | 0% | 11,142 | 4% | 252,642 | 99% | 3,084 | 1% | 255,726 | 299 | 97% | 10 | 3% | 309 |
| | Eddington Security Security | 110,679 | 76% | 0 | 0% | 0 | 0% | 304 | 0% | 35,032 | 24% | 0 | 0% | 0 | 0% | 146,015 | 100% | 8 | 0% | 146,023 | 167 | 99% | 1 | 1% | 168 |
| Total Hours | | 356,289 | | 2,939 | | 16,038 | | 51,912 | | 139,213 | | 0 | | 13,679 | | 580,070 | | 111,032 | | 691,102 | 600 | | 192 | | 792 |
| Overall % of Total | | 52% | | ##### | | 2% | | 8% | | 20% | | 0% | | 2% | | 84% | | 16% | | 100% | 76% | | 24% | | 100% |

* Denotes active contractors

¹ Denotes percentages of the individual MWL designation to the total workforce hours or total headcount

| Contractor | Start | End |
|------------------------|-----------|------------|
| Johnson Security Inc | 7/11/2010 | 2/2/2019 |
| Eddington Security Inc | 2/4/2010 | 11/30/2016 |
| Lend Lease | 7/11/2010 | 2/6/2018 |

| | |
|-------------|----------------------|
| GC/CM: | Lend Lease |
| Date Range: | 4/1/2025 - 6/30/2025 |
| As of : | 45837 |

Shared Services SCHEDULE OF WORKFORCE PARTICIPATION

| Tier | Contractor | M | | W | | L | | MW | | ML | | WL | | MWL | | Headcount | | | | | | |
|---------------------------|---|-----------|----------------|--------------|----------------|-----------|----------------|-----------|----------------|-----------|----------------|-----------|----------------|-----------|----------------|-----------|-----------|----------------|-----------|----------------|-----------|-----------|
| | | Hrs | % ¹ | Hrs | % ¹ | Hrs | % ¹ | Hrs | % ¹ | Hrs | % ¹ | Hrs | % ¹ | Hrs | % ¹ | Hrs | # | % ¹ | # | % ¹ | # | |
| Tier I (Direct) | Lend Lease US Construction LMB Construction Management | 0 | 0% | 0 | 0% | 0 | 0% | 0 | 0% | 0 | 0% | 0 | 0% | 0 | 0% | 0 | 0 | 0% | 0 | 0% | 0 | 0 |
| Tier II | Johnson Security Inc Security | 0 | 0% | 0 | 0% | 0 | 0% | 0 | 0% | 0 | 0% | 0 | 0% | 0 | 0% | 0 | 0 | 0% | 0 | 0% | 0 | 0 |
| | Eddington Security Inc Security | 0 | 0% | 0 | 0% | 0 | 0% | 0 | 0% | 0 | 0% | 0 | 0% | 0 | 0% | 0 | 0 | 0% | 0 | 0% | 0 | 0 |
| Total Hours | | 0 | | 0 | | 0 | | 0 | | 0 | | 0 | | 0 | | 0 | 0 | | 0 | | 0 | 0 |
| Overall % of Total | | 0% | | ##### | | 0% | | 0% | | 0% | | 0% | | 0% | | 0% | 0% | | 0% | | 0% | 0% |

* Denotes active contractors

¹ Denotes percentages of the individual MWL designation to the total workforce hours or total headcount

Summary of Neighborhood Retail Businesses in Manhattanville Ground Floor Areas

As per Section 5.06(b) of the Declaration of Covenants and Restrictions, Columbia University encourages occupancy of the active, ground floor areas on the Manhattanville campus by small, non-chain, neighborhood retail businesses that serve the local community.

Columbia's interpretation of the following terms as they relate to this commitment are:

- ❖ Small – defined as a business that is independently owned and operated with fewer than 50 employees
- ❖ Non-chain – defined as businesses with fewer than 10 locations at time of lease date
- ❖ Neighborhood/local community – defined as the 17-zip code Columbia University catchment area (includes zip codes 10025, 10026, 10027, 10029, 10030, 10031, 10032, 10033, 10034, 10035, 10037, 10039 and 10040, 10451, 10454, 10455 and 10474) and other neighborhoods in Upper Manhattan and the Bronx

Retail Tenant: VITAL Climbing Gym

Opening Date: August 2017 (VITAL replaced Steep Rock Bouldering in 2022)

Building: Jerome L. Greene Science Center

Description: VITAL is an indoor climbing facility, yoga studio, and retail shop selling outdoor recreational gear and accessories.

Link to website: <https://www.vitalclimbinggym.com/manhattan>



Retail Tenant: Dear Mama Coffee

Opening Date: March 2019

Building: Jerome L. Greene Science Center

Description: Dear Mama Coffee is a Harlem-based specialty coffee cocktail bar and eatery that blends lifestyle, art, and community-building.

Link to website: <https://www.dearmamacoffee.com/>



Retail Tenant: Method Collective

Opening Date: January 2024

Building: Henry R. Kravis Hall

Description: Method Collective is a women-owned, mat-based movement space offering a diverse range of fitness classes, including yoga, pilates, and other fitness modalities.

Link to website: <https://methodcollectiveuws.com/>



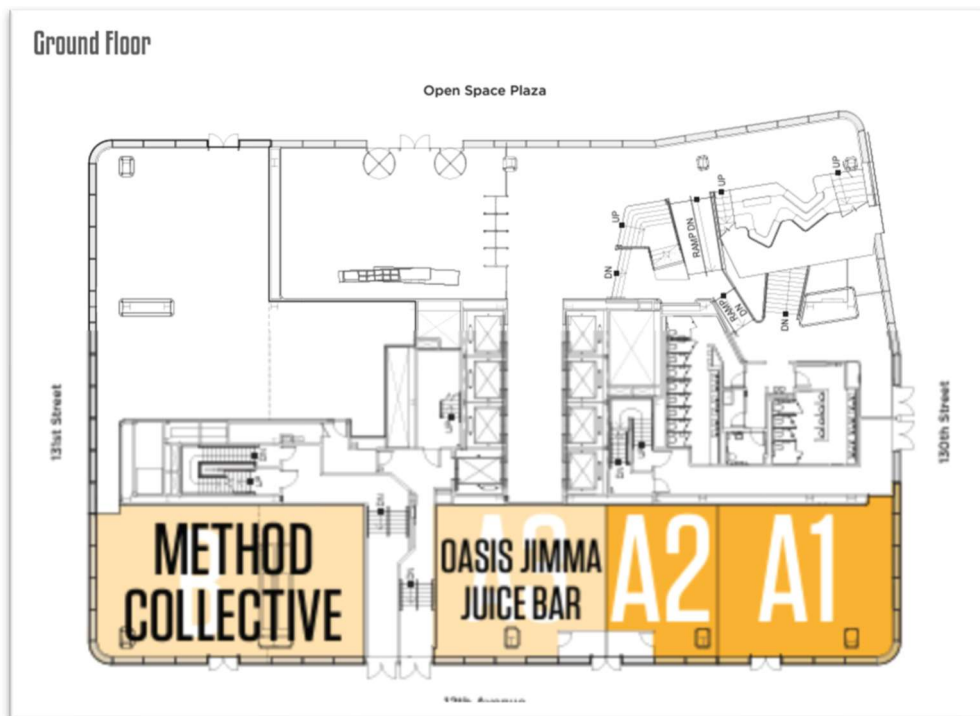
Retail Tenant: Oasis Jimma Juice Bar

Opening Date: TBD

Building: Henry R. Kravis Hall

Description: Oasis Jimma Juice Bar, a juice bar and café, serves healthy juices and smoothies with breakfast, sandwiches, salads, and more.

Link to website: <https://www.oasisjimmajuice.com/>



Manhattanville MWL Goods and Services for Operations Spending Summary

As per Section 5.06(b) of the Declaration of Covenants and Restrictions, Columbia University makes good faith efforts to include MWL business enterprises in all service management agreements, agreements for the purchase of goods and services and other agreements relating to the operation of the Project.

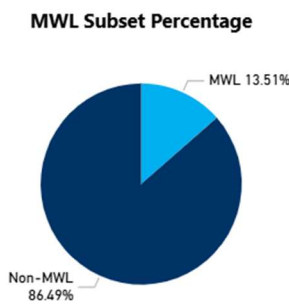

For the purposes of this report, the term “MWL” includes any “minority-owned business enterprise” and/or “women-owned business enterprise” as defined in Article 15-A of the New York State Executive Law. Local businesses are those located in zip codes: 10025, 10026, 10027, 10029, 10030, 10031, 10032, 10033, 10034, 10035, 10039, 10040, 10451, 10454, 10455, and 10474.

These efforts include, but are not limited to:

- Ensuring that the University’s vendor pool includes diverse suppliers in all good and services categories through a Supplier Management Steering Committee
- Hosting weekly meet and greets for departments across the University to introduce new minority-, woman-, or locally-owned business enterprises
- Offering the [CU Grow Vendor Development program](#), which competitively invites up to 40 firms each year from the built-environment to accelerate their business development and build capacity, providing more firms that are able to do business with the University.

Columbia University Fiscal Year 25 Manhattanville Operations Spend Summary
(July 1, 2024 – June 30, 2025)

| | | | |
|-------------|-------------|--------------|-----------------|
| Total Spend | MWL Spend | MWL Spend % | CFY MWL Spend % |
| \$7M | \$1M | 13.5% | 13.5% |



| MWL Type | OPS |
|----------------|--------------------|
| MWL | \$946,003 |
| M | \$103,969 |
| W | \$551,468 |
| L | \$136,325 |
| MW | \$665 |
| ML | \$86,940 |
| WL | \$66,636 |
| Non-MWL | \$6,057,387 |
| Non-MWL | \$6,057,387 |
| Total | \$7,003,390 |

Manhattanville Operations FY25 Spend with MWL Vendors
(July 1, 2024 – June 30, 2025)

| Vendor Name | MWL Amount | Total Amount | MWL Sp |
|--|------------------|------------------|--------|
| M&J MECHANICAL CORP. | \$237,579 | \$237,579 | |
| OTONE MECHANICAL CONSTRUCTION INC | \$183,369 | \$183,369 | |
| KLM INSULATION INC. | \$92,164 | \$92,164 | |
| ALAFOGIANNIS PLUMBING & HEATING INC | \$80,732 | \$80,732 | |
| CEC ELEVATOR CAB CORP | \$71,871 | \$71,871 | |
| MAMAI'S CONTRACTING CORP | \$66,636 | \$66,636 | |
| CARDOZA PLUMBING CORP | \$49,671 | \$49,671 | |
| ENVIRONMENTAL ENGINEERING SOLUTIONS, P.C | \$37,008 | \$37,008 | |
| GRENADIER CORPORATION, THE | \$33,492 | \$33,492 | |
| KAY WATERPROOFING CORP | \$30,463 | \$30,463 | |
| JESSE SHAPIRO & JAMES GLASS CO | \$18,390 | \$18,390 | |
| KINGS GROUP NY CORP | \$17,290 | \$17,290 | |
| CLARIDAN CONTRACTING INC | \$15,068 | \$15,068 | |
| REINER CONTRACT CARPET LTD | \$6,740 | \$6,740 | |
| JOHN MINI DISTINCTIVE LANDSCAPES LTD | \$3,958 | \$3,958 | |
| CROWN SIGN SYS INC | \$905 | \$905 | |
| DEB ROMAIN CONSULTING LLC | \$665 | \$665 | |
| Total | \$946,003 | \$946,003 | |