

**Manhattanville in West Harlem Implementation Plan Report
October 15, 2024 Submission**

Declaration Reference and Key Data

Obligation Section Number: **5.06 (a), (b), (c) and (d)**

Obligation Title: **Affirmative Action Obligations**

Obligation Page Number: **50**

Obligation Trigger: **Issuance of First Demo Permit for the Project**

Obligation Start Date: **February 4, 2010 (Issuance of First Demo Permit)**

Obligation End Date: **Project Completion**

Obligation Status: **In Compliance/Ongoing**

Obligation

(a) *Construction.* (Triggered) During the construction of the project, CU shall at a minimum adhere to ESD's non-discrimination and affirmative action policies with respect to hiring and contracting, including the goals of 25% MWL business enterprise participation* and 40% MWL work force participation in construction activities. Where CU's affirmative action policies with respect to hiring and contracting differ from or exceed ESD's affirmative action policies, CU shall adhere to the more stringent affirmative action requirements, unless to do so shall directly conflict with applicable law or CU's obligations under collective bargaining agreements in effect as of the date hereof. CU shall notify ESD of any conflict, if any, promptly and with particularity.

(b) *Operation.* (Triggered) CU shall make good faith efforts to include MWL business enterprises in all service management agreements, agreements for the purchase of goods and services and other agreements relating to the operation of the Project. CU shall encourage occupancy of the Project's active, ground floor areas by small, non-chain, neighborhood retail businesses that would serve the local community.

(c) *Compliance of Contractors and Subcontractors.* (Triggered) CU shall cause the Affirmative Action Obligations to be made binding conditions of all contracts entered into by CU or by CU's contractors or agents relating to the construction of the Project.

(d) (Not Triggered) A Successor Interest shall, at a minimum, adhere to ESD's non-discrimination and affirmative action policies with respect to the obligations set forth in Section 5.06(a), (b) and (c) hereof, and may, at the Successor Interest's option, adhere to more stringent affirmative action requirements.

*During the course of negotiations related to Columbia University's construction, CU increased the contracting goal from 25% to good faith efforts toward a goal of 35%. The good faith efforts towards a construction contracting goal of 35% are noted in the Columbia University Facilities (CUF) MWL Policy and relevant sections of the general conditions in the University's construction contracts.

Evidence of Compliance

1. Link to Columbia University Facilities MWL Policy
2. Link to Columbia University Web Statement on Affirmative Action
3. Exhibit to construction contracts: Minority- and Women- owned Business Enterprises, Locally-based Business Enterprises (M/W/LBEs) Non-Discrimination and Affirmative Action Requirements in Columbia University Construction
4. Manhattanville MWL Workforce and Spending Summary
5. Summary of ground floor areas occupied by neighborhood retail businesses
6. Manhattanville MWL Goods and Services for Operations Spending Summary for prior fiscal year

Columbia University's Implementation Plan and all supporting documentation are made available on the Columbia Neighbors Webpage at <https://neighbors.columbia.edu/content/community-commitments>.

**Manhattanville in West Harlem Implementation Plan Report
October 15, 2024 Submission**

EOC Checklist for Obligation 5.06 (a) (b) and (c):

Please check to verify EOC items submitted for review.

- 1. Link to Columbia University Facilities MWL Policy
- 2. Link to Columbia University Web Statement on Affirmative Action
- 3. Exhibit to construction contracts: Minority- and Women- owned Business Enterprises, Locally-based Business Enterprises (M/W/LBEs) Non-Discrimination and Affirmative Action Requirements in Columbia University Construction
- 4. Manhattanville MWL Workforce and Spending Summary
- 5. Summary of ground floor areas occupied by neighborhood retail businesses
- 6. Manhattanville MWL Goods and Services for Operations Spending Summary for prior fiscal year

Monitor's Notes / Comments:

Status:

Please check to indicate the status of Obligation 5.06 (a) (b) and (c):

- In Compliance
- In Progress
- Not In Compliance
- Not Triggered

Affirmative Action

Link to Columbia University Facilities MWL Policy:

<https://universitypolicies.columbia.edu/content/minority-woman-and-locally-owned-business-enterprises-mwlbes-non-discrimination-and>

COLUMBIA UNIVERSITY IN THE CITY OF NEW YORK

UNIVERSITY POLICIES

A GROWING CATALOG OF COLUMBIA-WIDE POLICIES

[About This Site](#) [Policies by Responsible Office](#) [Policies by Role](#) [All Policies](#) [Additional Polic](#)

[Home](#)

Minority-, Woman-, and Locally-Owned Business Ent...

Minority-, Woman-, and Locally-Owned Business Enterprises (M/W/LBEs) Non-Discrimination and Affirmative Action Policy for Construction and Facilities Projects

This policy outlines Columbia University's efforts to support the University in its commitment to the well-being and competitive strength of minority-, woman-owned and locally-based businesses and provide maximum practicable opportunities in contracting for construction.

▼ Overview

Policy Statement

This policv outlines Columbia University's efforts to support the University in its

Issued Date: O

Latest Revision

Contact

Executive Vice
Facilities and O

(Morningside/M
Complex)

david.greenber

Vice President,
Operations and

Columbia Unive

pjb52@cumc.cc

Assistant Vice I
Diversity and P

Columbia Unive

tanya.pope@co

Director, Financ

Columbia Unive

mae2152@cum

Affirmative Action

Link to Columbia University Web Statement on Affirmative Action:

<https://institutionalequity.columbia.edu/node/40>

COLUMBIA UNIVERSITY IN THE CITY OF NEW YORK



OFFICE OF INSTITUTIONAL EQUITY

Report an Incident - Blue Folder - Staff Maxient Log in

About ▾ Divisions ▾ Policies Resources

Home

Divisions

Affirmative Action & Recruitment



Affirmative Action & Recruitment

The Office collaborates with departments and programs to achieve the University-wide goal of attracting and retaining a diverse faculty and staff across all our schools. We assist departments with creating hiring plans that acknowledge and account for organizational and structural bias; provide tools to search committees, including department demographic data and candidate pool availability, offer support for applicant evaluation and interview metrics, and work with departments to help build and develop candidate pipelines. The Office is directly responsible for working with outside counsel in the development of Affirmative Action plans for four campuses and responding to audits and inquiries related to these programs. The Office is also responsible for the Academic Search and Recruiting (ASR) system.

SEARCH AND RECRUITMENT RESOURCES

Questions about ASR? Contact academicrecruiting@columbia.edu



[Administrative and Support Staff Recruitment](#)



[Academic Search and Recruiting \(ASR\) Access Request](#)



[ASR Toolkit](#)



[ASR Frequently Asked Questions](#)



[ASR Newsletters](#)



[Salary Transparency](#)

NOTICE TO BIDDERS

Minority- and Women-owned Business Enterprises, Locally-based Business Enterprises (M/W/LBEs) Non-Discrimination and Affirmative Action Requirements in Columbia University Construction

I. Policy

Columbia University is fully committed to the well being and competitive strength of minority-, woman-owned and locally-based businesses and to provide maximum practicable opportunities in contracting for construction. This policy commitment is related directly to the maintenance of a strong and healthy free enterprise system, the goals of equal opportunity and diversity, and increasing the participation of qualified minority- and woman-owned and locally-based businesses working with the University. The University believes that the goal of assuring that a fair proportion of University construction contracts initiated by Columbia University Facilities are awarded to Minority-owned Business Enterprises (“MBEs”), Women-owned Business Enterprises (“WBEs”) and Locally based Business Enterprises (“LBEs”) is consistent with reasonable pricing and quality and prevailing law. This belief is best served by the employment of Contractors who do not discriminate against minority- and women-owned businesses in the awarding of construction subcontracts and which engage in substantive, honest and fair marketing outreach efforts to members of these traditionally disadvantaged groups of contractors.

It is the policy of the University to comply with all Federal, State and Local laws, policies, orders, rules and regulations which prohibit unlawful discrimination, to prohibit discrimination because of race, creed, color, national origin, gender, sexual orientation, age, disability or marital status, and to take affirmative action to ensure that Minority and Women-owned Business Enterprises, Locally-based Business Enterprises (M/W/LBEs), Minority Group Members, women and local area residents share in the economic opportunities generated by Columbia’s participation in projects or initiatives, and/or the use of Columbia funds.

As a Harlem-based institution, the University principally defines its “local” catchment area as those communities located in the zip codes that contain, in whole, or in part, the census tracts of the federally mandated New York Empowerment Zone (NYEZ). A listing of these zip codes is found in Section V.

In order to participate in contracting opportunities as an M/WBE, firms must be able to demonstrate that they are certified. Typically, certification by established governmental and quasi-governmental agencies is required and the University will rely on M/WBE certifications granted by specifically identified agencies or institutions in New York, New Jersey and Connecticut. Acceptable certifications are found in Section V.

EXHIBIT E

An outline of the M/W/LBE Goals and Objectives, Non-Discrimination and Affirmative Action provisions and the reporting mechanisms that are required in Columbia University construction contracts follows.

II. Goals and Objectives

Contractors entering into construction contracts with the University must meet these established goals and objectives:

1. For Minority-, Women-Owned and Locally-based Business Enterprise participation

- (a) The Contracting Party is required to provide maximum practicable opportunities to achieve an overall M/W/LBE participation of **35%** of the total dollar value of the Contract of which at least 20% of the total value of the contract should be Minority- and / or Women- owned firms certified by the New York Empire State Development (ESD).
- (b) The M/W/LBE participation in the performance of the work is expressed as a percentage of the contract price.
- (c) The total dollar value of the work performed by M/W/LBEs will be determined as:
 - (i) the dollar value of the work subcontracted to M/W/LBEs; (ii) where the Contractor is a joint venture, association, partnership or other similar entity including one or more M/W/LBEs, the contract price multiplied by the percentage of the entity's profits/losses which are to accrue to the M/W/LBE(s) under the Contractor's agreement; or (iii) where the M/W/LBE is the Contractor, the contract price.
- (d) The Contractor shall include, or cause to be included, the provisions of clauses (a) through (c) in every Contract that it enters into in order to fulfill its obligations under the Contract, in such a manner that such provisions will be binding upon each and every Contracting Party with respect to any Contract.

2. For Minority, Female and Local Workforce Participation

- (a) Contractor is required to provide maximum practicable opportunities to achieve overall participation of **40%** minority, female and local workforce in the work performed pursuant to Contracts entered into in connection with projects with an estimated value in excess of \$1 million, with a preference to maximize local participation.
- (b) The M/W/L workforce participation requirements are expressed as a percentage equal to the person hours of training and employment of minority, female or local workers, as the case may be, used by any Contractor, divided by the total person hours of training and employment of all workers (including supervisory personnel).

EXHIBIT E

- (c) Contractor shall not participate in the transfer of minority, female or local employees or trainees from employer-to-employer or from project-to-project for the sole purpose of meeting the Contractor's obligations herein.
- (d) Contractor shall identify and employ qualified minority, female and local supervisory personnel and journey persons.
- (e) The non-working hours of trainees or apprentices may not be considered in meeting the requirements goals for M/W/L workforce participation contained herein unless: (i) such trainees or apprentices are employed by Contractor during the training period; (ii) the Contractor has made a commitment to employ the trainees or apprentices at the completion of their training, subject to the availability of employment opportunities; and (iii) the trainees are trained pursuant to an approved training program.
- (f) The Contractor shall include, or cause to be included, the provisions of clauses (a) through (e) in every Contract that it enters into in order to fulfill its obligations under the Contract, in such a manner that such provisions will be binding upon each and every Contractor with respect to any Contract.

3. Contractor Equal Opportunity Policy Statements

All Contractors who are awarded construction contracts are required to comply with the University's non-discrimination and affirmative action policy and must agree to provide to Columbia University an equal employment opportunity policy statement that:

- (a) describes the Contractor's non-discrimination policies and practices
- (b) describes how the Contractor will undertake or continue existing programs of affirmative action
- (c) documents the Contractor's conscientious and active efforts to employ and utilize Minority Group Members and women in its workforce on Contracts.

In addition, upon request, Contractors shall request that each employment agency, labor union, or authorized representative of workers with whom it has a collective bargaining or other agreement or understanding, furnish a written statement that such employment agency, labor union, or representative does not unlawfully discriminate, and that such union or representative will affirmatively cooperate in the implementation of the Contractor's obligations herein.

4. Notice to Unions

Where applicable, upon request, the Contractor shall promptly send written notification to its union representatives of its Equal Employment Opportunity obligations on this project and submit copies and mailing/fax receipts of these notices.

III. Contractor Reporting Requirements

Contractors entering into construction contracts will be required to meet specific reporting and administrative requirements, must permit access to books, records and accounts with respect to the Contract by the University or where applicable, the Construction Manager.

1. M/W/LBE Utilization Plans and M/W/LBE participation reporting

Prior to the commencement of any construction work for Contracts with an estimated value in excess of \$100,000, where the work involves more than one trade, the Contractor (including M/W/LBE contractors) must prepare an M/W/LBE plan identifying how it intends to comply with the M/W/LBE goals. Subcontracting, partnering and joint venture methods will be scrutinized to ensure that the M/W/LBE is functioning as a true contributor to the business arrangement with its Construction Manager, General Contractor, consultant, trade contractors, supplier and vendors.

The plan must be broken down by individual contractors. In the initial stages of the construction work (prior to awards) a breakdown by trade is acceptable. On a monthly basis, the original utilization plan must be compared to a current plan that reflects changes due to the various awards and effects of change orders, as well as current spending (See Schedule M).

In order to ascertain compliance with the University's non-discrimination and affirmative action policy, Contractors and Construction Managers have to comply with the following reporting requirements:

a. Tier Reporting Guidelines and Required Back up Documentation.

The reporting criteria for construction spending to be used by contractors in meeting the University's M/W/LBE Goals and Objectives, Non-Discrimination and Affirmative Action provisions is as follows:

- First Tier (Construction Manager): reporting on Construction Manager spending (Fee, Insurance, General Conditions) is based on the CM designation.
- Second Tier: (Subcontractors & Suppliers): reporting is required and is based on the MWL/BE designation of each Subcontractor or Supplier.
- Third Tier: (Sub-Subcontractors & Suppliers to the Subcontractors): reporting is required even when second tier trades and suppliers are MWL/BE (Flow-down).
- No preferential designation in reporting for firms that have more than one designation is allowed. For example if a firm is both M and W it should be reported as MW.

EXHIBIT E

- The Construction Manager must provide the name, EIN and address of the firm including zip code and all MW certifications for the Minority and Women owned firms.

b. Construction Managers (Tier I) are required to enter in Columbia's project management system (Unifier) all Bid Lists and Recommendations to Award (RTA's) for approval along with detail information for each Vendor recommended to be awarded a contract.

For each RTA the following information is required for each Vendor:

- Name of vendor
- Vendor EIN number (Federal ID number)
- Vendor address including Zipcode
- M/W/LBE Status
- Name of agency issuing the M/W/LBE certificate (all certificates should be uploaded in Unifier)
- Amount of recommended award.

In addition they must submit updated **Schedules M2 and M3** as an attachment to all their invoices, indicating the current utilization plan and spending for each Tier II vendor.

c. Subcontractors & Suppliers (Tier 2) must submit to the Construction Manager **Schedule M3** as an attachment to all their invoices, indicating their current utilization plan and spending for all MW/LBE and Non MW/ LBE Tier 3 vendors. The following information must be included for each vendor:

- Name of vendor
- Vendor EIN number(Federal ID number)
- Vendor address including Zipcode
- M/W/LBE Status
- Name of agency issuing the M/W/LBE certificate (all certificates must be attached)
- Amount of award and amount billed.

2. M/W/LBE workforce reporting

For Projects with an estimated value in excess of \$1 million, in addition to the reporting requirements in section III paragraph 2 workforce reporting is required as follows:

- Reporting on Workforce Participation is required down to the Third Tier based on individuals who work on the project.
- No preferential designation in reporting for individuals that have more than one designation is allowed. For example if an individual is both M and W they should be

EXHIBIT E

reported as MW. The following MWL classifications are possible M, W, L, MW, ML, WL, MWL, Non-MWL

a. **Construction Managers must submit the following:**

On a monthly basis, by the 20th of each month, the Construction Manager will verify that the data submitted by the Sub-Contractors (Tier 2 and 3) matches their supporting documentation and submit the information in the owners Project Management System (Unifier) along with all supporting documentation for approval by the Owner. **Sub-contractors (Tier 2) must submit electronically to the Construction Manager the following by the 15th of each month:**

- Owner issued spreadsheet that summarizes all workforce data.
- Single PDF with the certified payroll, weeks in chronological order.
- The information in the Excel Spreadsheet must precisely match the information as listed in the certified payroll.
- Only electronic submissions will be accepted.
- The following required information shall be included from, Tier 2 and Tier 3.
 - Vendor Name (all Vendors in Tree)
 - Vendor Address (all Vendors in Tree)
 - Vendor EIN (all Vendors in Tree)
 - Tier level (all Vendors in Tree)
 - Project Name
 - Full Name of Employee
 - Current Address including Zip Code
 - MWL status as defined in CU Policy. Record the following MWL classifications M, W, L, MW, ML, WL, MWL, Non-MWL.
- Daily work force reports.
- Payroll records with a certified Statement of Compliance.
- Certification letters for all apprentices employed at this project.

IV. Compliance Criteria and Sanctions for Non Compliance

1. Compliance Evaluation Criteria Goals:

In determining whether a Contractor has provided maximum practicable opportunities to achieve his or her firm's M/W/LBE utilization goal, the University will consider the actions and activities as described in section V, paragraph 6 "Good Faith Efforts". Furthermore, the following criteria will be used for applicable contract dollars paid to M/W/LBEs:

- a). Amounts paid by the Contractor to M/W/LBE subcontractors for providing goods and services specifically purchased in connection with the contract work.

EXHIBIT E

- b). Amounts paid to M/W/LBE subcontractors that represent the percentage of the total profit to which the M/W/LBE subcontractor is entitled under an approved partnership or joint venture plan.
- c). Amounts paid to subcontractors which, in turn, have subcontracted to M/W/LBE subcontractors. Under this circumstance, the amounts paid to M/W/LBE subcontractors which are in turn paid to other M/W/LBE subcontractors (third parties) may be credited to the Contractor only once.
- d). In the event a firm satisfies the criteria for M/W/LBEs, the total amount paid to such firm may be credited only once.
- e). M/W/BE subcontractors must be certified and LBEs must be approved by the University for amounts paid to be credited.

2. Non-Compliance and Sanctions:

In the event that any Contractor violates any of the provisions herein, the University may impose the following sanctions and remedies for non-compliance:

- (a) Summon the Contractor for a hearing with the University and where applicable Construction Manager.
- (b) After any such hearing, and a determination by the University or where applicable, Construction Manager, that the Contractor has failed to comply with any of these provisions, and the passage of time in which to remedy such failure has transpired, this Contract may be canceled, terminated or suspended, in whole or in part. Alternatively, the University or where applicable Construction Manager, in his/her sole discretion, may assess liquidated damages against the Contractor for failure to demonstrate its best efforts in complying with the affirmative action program. Liquidated damages may be assessed in an amount equal to one percent of the Contract value to compensate for the dollar value of Contracts that would have been realized by M/W/LBEs if the goals and objectives had been achieved.
- (c) If such an award is assessed against any Contractor, (i) the amount of such assessment may be withheld from any monies due to the Contractor by the University or where applicable Construction Manager or; (ii) may be paid to the University or Construction Manager by the Contractor that has been found to fail to comply with the affirmative action program. Any liquidated damages collected hereunder shall be paid into one or more M/W/LBE technical assistance funds administered by the University or Construction Manager.

EXHIBIT E

(d) Such sanctions that may be imposed and remedies invoked hereunder, shall be considered independent of, or in addition to, sanctions and remedies otherwise provided by law.

V. Definitions

1. Affirmative Action

Shall mean the actions to be undertaken by the Contractor in connection with any project to ensure non-discrimination and Minority-, Women-owned and Locally-based Business Enterprise and Minority, Female and Local workforce participation, as set forth in Sections II and III herein, and developed by Columbia University.

2. Contract

Shall mean a written agreement or purchase order instrument, or amendment thereto, executed by or on behalf of a Contracting Party, providing for a total expenditure in excess of \$100,000, where the work is to be performed by more than one trade, for labor, services, supplies, equipment, materials or any combination of the foregoing, unless the Columbia University Facilities has granted a waiver based on a determination that the Contract involves specialty construction services (services of a unique and special nature for which there exists a limited number of qualified business entities employing a work force capable of performing such services, "Specialty Construction Services").

3. Contractor

Shall mean a general contractor, construction manager, or subcontractor as applicable.

4. Tiers

First Tier shall mean the Construction Manager. Second Tier shall mean the Subcontractors & Suppliers. Third Tier shall mean the Sub-Subcontractors & Suppliers to the Subcontractors.

5. Contracting Party

Shall mean any Contractor, consultant, sub-consultant or vendor supplying goods or services, pursuant to a Contract in excess of \$100,000, unless the University has granted a waiver for Specialty Construction Services

6. Construction

Shall be restricted to mean construction-related spending.

7. Good Faith Efforts – Minority, Women and Locally owned Business Enterprise Participation

EXHIBIT E

Contractor shall utilize their good faith efforts to achieve the required M/W/LBE participation goals and objectives. The role of M/W/LBE firms is not restricted to that of a subcontractor/sub-consultant, and where applicable, M/W/LBE firms should be considered for roles as prime contractors. For Contracts with an estimated value in excess of \$100,000 where the work involves more than one trade, such good faith efforts shall include at least the following:

- (a) Dividing the contract work into smaller portions in such a manner as to permit subcontracting to the extent that it is economically and technically feasible to do so;
- (b) Actively and affirmatively soliciting bids from qualified M/W/LBEs, including upon request circulation of solicitations to minority, women's and local trade associations. Contractor shall maintain records detailing the efforts made to provide for meaningful M/W/LBE participation in the work. Such record keeping must include the names and addresses of all M/W/LBEs contacted and, if an M/W/LBE is the low bidder and is not selected for such work or portion thereof, the reasons for such decision;
- (c) Making plans and specifications for prospective work available to M/W/LBEs in sufficient time for review;
- (d) Utilizing the services and cooperating with those organizations providing technical assistance to the Contracting Party in connection with potential M/W/LBE participation on the Contract;
- (e) Taking its own actions for extensive outreach, and utilizing the resources of Columbia University and where applicable the Construction Manager, to identify certified M/W/LBE firms on a trade-by-trade and tier-by-tier basis for the purpose of soliciting bids and subcontracts;
- (f) Encouraging the formation of joint ventures, associations, partnerships, or other similar entities, where appropriate, to ensure that the Contractor will meet its obligations herein.
- (g) Producing evidence that all M/W/L subcontractors have current and valid certifications;
- (h) Submitting documentation prior to the award of a subcontract substantiating Contractor's commitments in the utilization plan;
- (i) Conducting meetings with subcontractors to review compliance with the utilization plan and monthly reports; and
- (j) Remitting payment in a timely fashion.

8. Good Faith Efforts - Minority Group Member, Female and Local Workforce Participation

EXHIBIT E

Contractors shall utilize their good faith efforts to provide for meaningful Minority Group Member, Female and Local workforce participation. For projects with an estimated value in excess of \$1 million, good faith efforts shall include at least the following in connection with the work:

- (a) Ensure and maintain a working environment free of harassment, intimidation, and coercion at the premises. The Contractor shall specifically ensure that all foremen, superintendents, and other on-site supervisory personnel are aware of and carry out the obligation to maintain such a working environment, with specific attention to Minority Group Member, Female and Local individuals working at the premises;
- (b) State in all solicitations or advertisement for employees that all qualified applicants will receive consideration for employment without regard to race, creed, color, national origin, gender, sexual orientation, age disability or marital status;
- (c) Send to each labor union or representative of workers with which a collective bargaining agreement or understanding is in place, a notice advising the said labor union or workers representative of commitments under this Section, and post copies of the notice in conspicuous places available to employees and applicants for employment;
- (d) Establish and maintain a current list of Minority Group Member, Female and Local recruitment sources and community organizations, and provide written notification to them when employment opportunities are available. Maintain a record of the organizations' responses;
- (e) Maintain a current file of the name, address and telephone number of each Minority Group Member, Female and Local applicant and any referrals from a union, recruitment source, the University or community organization, and of the action taken with respect to each individual. If such individual was sent to the union hiring hall for referral and was not referred back by the union or, if referred, was not employed, this shall be documented in writing in the file with the reasons therefore; along with whatever additional actions the Contractor may have taken;
- (f) Assist and support the University in implementing pre-apprenticeship training programs such as the Edward J. Malloy Construction Skills Program, Helmets to Hard Hats, and Nontraditional Employment for Women;
- (g) Disseminate the Contractor's equal employment opportunity policy by providing notice of the policy to unions and training programs and requesting their cooperation in meeting its Equal Employment Opportunity obligations, by including it in any policy manual and collective bargaining agreement, by publicizing it in the company newspaper, annual report, and other similar items, by specific review of the policy with all management personnel and with all Minority Group Member, Female and Local employees at least once a year, and by posting the company Equal Employment Opportunity policy on bulletin boards accessible to all employees at each location where work is performed under this Contract;

EXHIBIT E

- (h) Disseminate the Contractor's Equal Employment Opportunity policy externally by including it in any advertising in the news media, specifically including Minority Group Member, Female and Local news media, and providing written notification to and discussing the Equal Employment Opportunity policy with any Contractor with whom the Contractor does or anticipates doing business; and,
- (i) Ensure that all facilities and company activities are non-segregated except that separate or single-user toilets and necessary changing facilities shall be provided to assure privacy between the sexes.
- (j) Submit documentation prior to the award of a subcontract substantiating Contractor's commitments to workforce participation goals.
- (k) Conduct meetings with subcontractors to review compliance with the workforce participation goals and monthly reports.

9. Local Workforce Group Member

Shall mean a United States citizen or permanent resident alien who is and can demonstrate that they maintain a primary residence in one of the following United States Postal Service Zip Code areas: 10025, 10026, 10027, 10029, 10030, 10031, 10032, 10033, 10034, 10035, 10037, 10039, 10040, 10451, 10455, 10454, and 10474.

10. Acceptable M/W/BE certifications

The preferred certification for all firms awarded work on the Manhattanville project is the Empire State Development (ESD) certification. The M/WBE certifications accepted for firms working on the Manhattanville and all Columbia projects include:

- New York Empire State Development Corporation (ESD)
- New York City Department of Small Business Services (SBS)
- New York School Construction Authority (SCA)
- NY Metropolitan Transit Authority (MTA)
- Dormitory Authority of the State of New York (DASNY)
- Port Authority of New York/New Jersey (PANYNJ)
- Women's Business Enterprise National Council (WBENC) *WBE only*
- New York & New Jersey Minority Supplier Development Council (NYNJMSDC) *MBE only*
- Selected certifying agencies in other states as determined by a Columbia University waiver

11. Local Business Enterprise (“LBE”)

As a Harlem-based institution, the University principally defines its “local” catchment area as those communities located in the zip codes that contain, in whole, or in part, the census tracts of the federally mandated New York Empowerment Zone (NYEZ). In Manhattan, this area is defined as Upper Manhattan, or all points north of 96th Street, river to river. The zip codes of Upper Manhattan are: 10025, 10026, 10027, 10029, 10030, 10031, 10032, 10033, 10034, 10035, 10037, 10039 and 10040. In the Bronx, this area is defined by the following zip codes: 10451, 10454, 10455 and 10474. A business enterprise, including a sole proprietorship, partnership or corporation is deemed to be local if they maintain a primary business address, or has a significant administrative business presence, in one of these zip codes.

12. Maximum Practicable Opportunity (MPO)

Shall mean that a contractor or subcontractor must offer real opportunities to the maximum extent possible to M/W/LBEs to participate as subcontractors. If maximum opportunities are extended, then subcontracts to these concerns usually result. MPO means that a contractor should extend maximum opportunities to M/W/LBEs to bid on subcontracts, and, if appropriate, to award subcontracts to them. Meeting a numerical goal does not, by itself, mean that a contractor or subcontractor has provided MPO. Likewise, not meeting a goal does not necessarily mean that a contractor or subcontractor has not provided MPO.

13. Minority Business Enterprise (“MBE”)

Shall mean a business enterprise authorized to do business in the State of New York and certified pursuant to section V as a minority-owned business enterprise.

14. Minority Group Member

Shall mean a United States citizen or permanent resident alien who is and can demonstrate membership in one of the following groups: (i) Black persons having origins in any of the Black African racial groups; (ii) Hispanic persons of Mexican, Puerto Rican, Dominican, Cuban, Central or South American descent of either Indian or Hispanic origin, regardless of race; (iii) Asian and Pacific Islander persons having origins in any of the Far East countries, South East Asia, the Indian subcontinent or the Pacific Islands; and (iv) Native American or Alaskan native persons having origins in any of the original peoples of North America.

15. Women-owned Business Enterprise (“WBE”)

Shall mean a business enterprise authorized to do business in the State of New York and is certified as a woman-owned business enterprise pursuant to section V.



R.P. BRENNAN

General Contractors & Construction Managers

June 20, 2024

[REDACTED]
[REDACTED]
Columbia University - Facilities and Operations Department
[REDACTED]
New York, NY 10027

**Re: Columbia Manhattanville Project/MWL Submissions
Quarter Ending June 30, 2024 Report for Columbia Manhattanville Project**

Dear [REDACTED],

On behalf of R.P. Brennan General Contractors, Inc., I confirm that the information in the schedule of the Minority/Women/Local-Owned Business Participation Utilization Plan is prepared based on documentation and information received from the trade contractors working on the Columbia University Manhattanville Project (the "Project").

R.P. Brennan General Contractors, Inc., also confirms that it has, based on available information and representations from Columbia's trade contractors, provided to Columbia the required MWL documentation for Minority, Women-Owned and Locally-Based Business Enterprise participation as outlined in the EEO requirements in the Exhibit O - Notice to Bidders to R.P. Brennan's Contract with Columbia for MWL compliance reporting. The documentation utilizes the Business Enterprise-Schedule of Minority/Women/Local-Owned Business Participation (Schedule M) as the primary source for MWL compliance reporting. The data generated from this source, which RP Brennan submits quarterly to Columbia for analysis and approval, is used to produce quarterly summaries of spend. RP Brennan distinguishes specialty and non-specialty construction in accordance with the contractual definitions utilized for payment requisition assembly.

R.P. Brennan General Contractors, Inc., additionally confirms that it has, based on available information and representations from Columbia's trade contractors, provided to Columbia the required MWL documentation for Minority, Female and Local Workforce participation as outlined in the EEO requirements in Exhibit O - Notice to Bidders to RP Brennan's Contract with Columbia for MWL compliance reporting. RP Brennan continues to review the certified payroll submissions for Columbia's trade contractors to verify compliance with Columbia's guidelines for proper completion of workforce employee information (such as: name, address, zip code, gender and ethnicity).

If you have any questions or require additional information, please do not hesitate to contact me directly.

Sincerely,

Michael Brennan
President

29 West 36th Street
6th Floor
New York, NY 10018

T 212.462.2542
F 212.537.0650
www.rpbrennan.com

Non-Specialty Construction

Date: 6/30/2024

Reporting Period Summary Notes

Manhattanville Project Reporting Period: 8/1/2008 – 6/30/2024

During the reporting period there are currently ten projects comprising the Non-Specialty construction portion of the Manhattanville project. Nine out of the ten projects are all in progress with starting periods as early as 1/3/2008, with payments starting in August 2008. The Shared Services spending is allocated to each individual project.

The Non-Specialty report package has cumulative and quarterly summaries of workforce hours and spending (backed by Schedule Ms). There are three types of Schedule Ms (indicated in the upper right corner of the forms):

- Schedule M1s are for firms paid directly by Columbia University
- Schedule M2s are for payments made by a firm directly paid by Columbia University (typically the Construction Manager)
- Schedule M3s are firms paid by a firm found on the preceding Schedule M2

Non-Specialty Project Reporting Periods

Project Name	Project Start	Status	Page #
Utilities Improvement	1/3/2008	Project Completed 10/2018	5-10
Abatement & Demolition Project	9/1/2009	Project Completed 04/2022	11-24
Jerome L. Greene Science Center	2/28/2011	In Progress	25-52
EPA Clean Diesel	5/1/2009	Project Completed 11/2011	53-54
Open Space	7/10/2013	Project Completed 02/2020	55-61
Lenfest	12/1/2013	Project Completed 02/2021	62-78
University Forum	12/1/2015	Project Completed 05/2021	79-93
Phase 2 Below Grade	10/1/2016	In Progress	94-105
Columbia Business School	1/1/2018	In Progress	106-189
Open Space Large Square	7/1/2020	In Progress	190-196
Shared Services	2/4/2010	In Progress	197-199

Manhattanville MWL Workforce and Spending Summary
 Cumulative: Aug 1, 2008 to June 30, 2024
 (Excluding Specialty Construction)

Construction Spending: CU Goal = 35%

Non-Specialty Projects	M		W		L		MW		ML		WL		MWL		Total MWL		Non-MWL		Total Spend	Total L
	\$	% ¹	\$	% ¹	\$	% ¹	\$	% ¹	\$	% ¹	\$	% ¹	\$	% ¹	\$	% ¹	\$	% ¹	\$	\$
Utilities Improvement	\$ -	0%	\$ 21,944	0%	\$ 28,894,115	86%	\$ 585,271	2%	\$ -	0%	\$ -	0%	\$ 597,070	2%	\$ 30,098,400	89%	\$ 3,883,259	11%	\$ 33,781,659	\$ 29,491,185
Abatement & Demolition	\$ 2,278,305	7%	\$ 1,550,209	4%	\$ 492,822	1%	\$ 1,165,616	3%	\$ 2,350	0%	\$ 229,212	1%	\$ 744,393	2%	\$ 6,462,907	19%	\$ 28,113,455	81%	\$ 34,576,362	\$ 1,468,777
* Jerome L. Greene Science Center	\$ 49,264,524	11%	\$ 45,806,201	11%	\$ 12,815,780	3%	\$ 2,669,497	1%	\$ -	0%	\$ 83,703	0%	\$ 6,625,281	2%	\$ 117,264,986	27%	\$ 312,695,552	73%	\$ 429,960,538	\$ 19,524,764
EPA Clean Diesel	\$ -	0%	\$ -	0%	\$ -	0%	\$ -	0%	\$ -	0%	\$ -	0%	\$ -	0%	\$ -	0%	\$ 613,907	100%	\$ 613,907	\$ -
Open Space	\$ 916,725	5%	\$ 577,140	3%	\$ 340,627	2%	\$ 54,195	0%	\$ -	0%	\$ -	0%	\$ 121,951	1%	\$ 2,010,638	12%	\$ 14,933,857	88%	\$ 16,944,495	\$ 462,578
Lenfest	\$ 3,217,912	4%	\$ 6,226,230	9%	\$ 1,624,680	2%	\$ 249,862	0%	\$ -	0%	\$ 38,995	0%	\$ 1,513,224	2%	\$ 12,870,903	18%	\$ 59,371,308	82%	\$ 72,242,211	\$ 3,176,899
University Forum	\$ 17,453,734	20%	\$ 5,007,224	6%	\$ 2,613,970	3%	\$ 1,246,502	1%	\$ -	0%	\$ 12,880	0%	\$ 11,085	0%	\$ 26,345,395	31%	\$ 59,792,304	69%	\$ 86,137,699	\$ 2,637,935
* Phase 2 Below Grade	\$ 14,412,104	7%	\$ 7,798,529	4%	\$ 92,706,264	48%	\$ 207,329	0%	\$ -	0%	\$ 5,621	0%	\$ 1,627,546	1%	\$ 116,757,393	61%	\$ 75,794,969	39%	\$ 192,552,362	\$ 94,339,431
* Columbia Business School	\$ 68,993,314	14%	\$ 64,424,213	13%	\$ 4,295,650	1%	\$ 491,273	0%	\$ 310	0%	\$ 1,422,825	0%	\$ 2,709,600	1%	\$ 142,337,185	28%	\$ 365,007,977	72%	\$ 507,345,162	\$ 8,428,385
* Open Space Large Square	\$ 193,643	1%	\$ 2,045,821	9%	\$ 381,007	2%	\$ 336,483	1%	\$ -	0%	\$ -	0%	\$ -	0%	\$ 2,956,954	13%	\$ 20,255,763	87%	\$ 23,212,717	\$ 381,007
Total	\$ 156,730,261		\$ 133,457,511		\$ 144,164,915		\$ 7,006,028		\$ 2,660		\$ 1,793,236		\$ 13,950,150		\$ 457,104,761		\$ 940,262,351		\$ 1,397,367,112	\$ 159,910,961
% of Total Spending¹	11%		10%		10%		1%		0%		0%		1%	33%		67%	100%		11%	

Non-Specialty Projects Excluding CM Spend	M	W	L	MW	ML	WL	MWL	Total MWL	Non-MWL	Total Spend	Total L
	\$	\$	\$	\$	\$	\$	\$	\$	\$	\$	\$
Total	\$156,232,438	\$133,457,511	\$144,164,915	\$6,427,836	\$2,660	\$1,793,236	\$7,970,034	\$450,048,630	\$750,567,952	\$1,200,616,582	\$153,930,845
% of Total Spending¹	13%	11%	12%	1%	0%	0%	1%	37%	63%	100%	13%

¹ Denotes percentages of the individual MWL designation to the total spending
² Denotes active project

MWL Spending	# of Firms	Total Spending	% of Total MWL Spending	% of Total Spending	% of Total Excluding CM Spending
ESD Certified Firms	165	\$ 232,187,132	51%	17%	19%
Local Firms	40	\$ 143,974,013	31%	10%	12%
Firms With Other Certification	62	\$ 80,352,590	18%	6%	7%
Total MWL	267	\$ 456,513,735	100%	33%	38%

Workforce Hours : CU Goal = 40%

Non-Specialty Projects	M		W		L		MW		ML		WL		MWL		Total MWL		Non-MWL		Total Hours	Total L	Headcount				
	Hrs	% ²	Hrs	% ²	Hrs	% ²	Hrs	% ²	Hrs	% ²	Hrs	% ²	Hrs	% ²	Hrs	% ²	Hrs	% ²	Hrs	Hrs	#	% ²	#	% ²	#
Utilities Improvement	15,126	16%	203	0%	0	0%	0	0%	8,053	8%	0	0%	0	0%	23,382	24%	72,083	76%	95,465	8,053	57	24%	182	76%	239
Abatement & Demolition	99,444	54%	824	0%	122	0%	6,372	3%	10,985	6%	0	0%	40	0%	117,785	64%	66,567	36%	184,352	11,146	396	65%	211	35%	607
* Jerome L. Greene Science Center	502,503	32%	6,546	0%	10,389	1%	16,684	1%	47,382	3%	1,225	0%	8,280	1%	593,008	38%	973,230	62%	1,566,237	67,276	1,150	42%	1,617	58%	2,767
EPA Clean Diesel (No Workforce - Equipment Supplies)	0	0%	0	0%	0	0%	0	0%	0	0%	0	0%	0	0%	0	0%	0	0%	0	0	0	0%	0	0%	0
Open Space	19,121	51%	0	0%	0	0%	0	0%	280	1%	0	0%	0	0%	19,401	51%	18,438	49%	37,839	280	101	53%	88	47%	189
Lenfest	88,213	36%	1,418	1%	1,352	1%	2,235	1%	4,545	2%	0	0%	126	0%	97,889	40%	148,272	60%	246,160	6,023	306	40%	450	60%	756
University Forum	105,756	60%	170	0%	121	0%	1,635	1%	6,441	4%	0	0%	310	0%	114,431	65%	61,925	35%	176,355	6,871	391	52%	362	48%	753
* Phase 2 Below Grade	147,250	34%	4,754	1%	376	0%	2,841	1%	4,499	1%	0	0%	68	0%	159,788	36%	279,746	64%	439,534	4,943	583	42%	821	58%	1,404
* Columbia Business School	746,534	40%	14,439	1%	7,580	0%	35,578	2%	37,483	2%	2,133	0%	17,368	1%	861,113	46%	1,014,106	54%	1,875,219	64,563	1,834	51%	1,731	49%	3,565
* Shared Services - Lend Lease US Construction LMB ³	92,640	32%	2,939	1%	13,996	5%	19,956	7%	49,345	17%	0	0%	2,537	1%	181,413	63%	107,940	37%	289,353	65,878	134	43%	181	57%	315
* Shared Services - Johnson Security ³	152,969	60%	0	0%	2,042	1%	31,652	12%	54,836	21%	0	0%	11,142	4%	252,642	99%	3,084	1%	255,726	68,020	299	0%	10	0%	309
* Shared Services - Eddington Security ³	110,679	76%	0	0%	0	0%	304	0%	35,032	24%	0	0%	0	0%	146,015	100%	8	0%	146,023	35,032	167	0%	1	0%	168
* Open Space Large Square	31,324	80%	1,307	3%	16	0%	2,182	6%	176	0%	0	0%	320	1%	35,325	90%	3,992	10%	39,317	512	131	85%	23	15%	154
Total Hours	2,111,558		32,599		35,993		119,436		259,056		3,358		40,190		2,602,189		2,749,390		5,351,579	338,597	5,549	49%	5,677	51%	11,226
% of Total Hours²	39%		1%		1%		2%		5%		0%		1%	49%		51%	100%		6%						

¹ Denotes percentages of the individual MWL designation to the total spending
² Denotes percentages of the individual MWL designation to the total workforce hours or total headcount
³ Security workforce hours apply to all projects and reported by vendor in a shared services project
⁴ Denotes active project
 (Note: May include changes to prior periods)

Manhattanville MWL Workforce and Spending Summary
 Quarter: April 1, 2024 to June 30, 2024
 (Excluding Specialty Construction)

Construction Spending: CU Goal = 35%

Non-Specialty Projects	M		W		L		MW		ML		WL		MWL		Total MWL		Non-MWL		Total Spend	Total L		
	\$	% ¹	\$	% ¹	\$	% ¹	\$	% ¹	\$	% ¹	\$	% ¹	\$	% ¹	\$	% ¹	\$	\$	\$			
Utilities Improvement	\$ -	0%	\$ -	0%	\$ -	0%	\$ -	0%	\$ -	0%	\$ -	0%	\$ -	0%	\$ -	0%	\$ -	0%	\$ -	\$ -	\$ -	
Abatement & Demolition	\$ -	0%	\$ -	0%	\$ -	0%	\$ -	0%	\$ -	0%	\$ -	0%	\$ -	0%	\$ -	0%	\$ -	0%	\$ -	\$ -	\$ -	
* Jerome L. Greene Science Center	\$ -	0%	\$ -	0%	\$ -	0%	\$ -	0%	\$ -	0%	\$ -	0%	\$ -	0%	\$ -	0%	\$ -	0%	\$ -	\$ -	\$ -	
EPA Clean Diesel	\$ -	0%	\$ -	0%	\$ -	0%	\$ -	0%	\$ -	0%	\$ -	0%	\$ -	0%	\$ -	0%	\$ -	0%	\$ -	\$ -	\$ -	
Open Space	\$ -	0%	\$ -	0%	\$ -	0%	\$ -	0%	\$ -	0%	\$ -	0%	\$ -	0%	\$ -	0%	\$ -	0%	\$ -	\$ -	\$ -	
Lenfest	\$ -	0%	\$ -	0%	\$ -	0%	\$ -	0%	\$ -	0%	\$ -	0%	\$ -	0%	\$ -	0%	\$ -	0%	\$ -	\$ -	\$ -	
University Forum	\$ -	0%	\$ -	0%	\$ -	0%	\$ -	0%	\$ -	0%	\$ -	0%	\$ -	0%	\$ -	0%	\$ -	0%	\$ -	\$ -	\$ -	
* Phase 2 Below Grade	\$ -	0%	\$ -	0%	\$ -	0%	\$ -	0%	\$ -	0%	\$ -	0%	\$ -	0%	\$ -	0%	\$ -	0%	\$ -	\$ -	\$ -	
* Columbia Business School	\$ -	0%	\$ 579,345	61%	\$ 11,532	1%	\$ -	0%	\$ -	0%	\$ -	0%	\$ -	0%	\$ 590,877	62%	\$ 356,946	38%	\$ 947,823	\$ 11,532	\$ -	
* Open Space Large Square	\$ -	0%	\$ 149	100%	\$ -	0%	\$ -	0%	\$ -	0%	\$ -	0%	\$ -	0%	\$ 149	100%	\$ -	0%	\$ 149	\$ -	\$ -	
Total	\$ -	0%	\$ 579,494	61%	\$ 11,532	1%	\$ -	0%	\$ -	0%	\$ -	0%	\$ -	0%	\$ 591,026	62%	\$ 356,946	38%	\$ 947,972	\$ 11,532	\$ -	
% of Total Spending¹		0%		61%		1%		0%		0%		0%		0%		62%		38%		100%		1%

Workforce Hours : CU Goal = 40%

Non-Specialty Projects	M		W		L		MW		ML		WL		MWL		Total MWL		Non-MWL		Total Hours	Total L	Headcount					
	Hrs	% ²	Hrs	% ²	Hrs	% ²	Hrs	% ²	Hrs	% ²	Hrs	% ²	Hrs	% ²	Hrs	% ²	Hrs	Hrs	Hrs	#	% ²	#	% ²	#		
Utilities Improvement	0	0%	0	0%	0	0%	0	0%	0	0%	0	0%	0	0%	0	0%	0	0%	0	0	0	0%	0	0%	0	0%
Abatement & Demolition	0	0%	0	0%	0	0%	0	0%	0	0%	0	0%	0	0%	0	0%	0	0%	0	0	0	0%	0	0%	0	0%
* Jerome L. Greene Science Center	0	0%	0	0%	0	0%	0	0%	0	0%	0	0%	0	0%	0	0%	0	0%	0	0	0	0%	0	0%	0	0%
EPA Clean Diesel (No Workforce - Equipment Supplies)	0	0%	0	0%	0	0%	0	0%	0	0%	0	0%	0	0%	0	0%	0	0%	0	0	0	0%	0	0%	0	0%
Open Space	0	0%	0	0%	0	0%	0	0%	0	0%	0	0%	0	0%	0	0%	0	0%	0	0	0	0%	0	0%	0	0%
Lenfest	0	0%	0	0%	0	0%	0	0%	0	0%	0	0%	0	0%	0	0%	0	0%	0	0	0	0%	0	0%	0	0%
University Forum	0	0%	0	0%	0	0%	0	0%	0	0%	0	0%	0	0%	0	0%	0	0%	0	0	0	0%	0	0%	0	0%
* Phase 2 Below Grade	0	0%	0	0%	0	0%	0	0%	0	0%	0	0%	0	0%	0	0%	0	0%	0	0	0	0%	0	0%	0	0%
* Columbia Business School	0	0%	0	0%	0	0%	0	0%	0	0%	0	0%	0	0%	0	0%	0	0%	0	0	0	0%	0	0%	0	0%
* Open Space Large Square	0	0%	0	0%	0	0%	0	0%	0	0%	0	0%	0	0%	0	0%	0	0%	0	0	0	0%	0	0%	0	0%
* Shared Services - Lend Lease US Construction LMB ³	0	0%	0	0%	0	0%	0	0%	0	0%	0	0%	0	0%	0	0%	0	0%	0	0	0	0%	0	0%	0	0%
* Shared Services - Johnson Security ³	0	0%	0	0%	0	0%	0	0%	0	0%	0	0%	0	0%	0	0%	0	0%	0	0	0	0%	0	0%	0	0%
* Shared Services - Eddington Security ³	0	0%	0	0%	0	0%	0	0%	0	0%	0	0%	0	0%	0	0%	0	0%	0	0	0	0%	0	0%	0	0%
Total Hours	0	0%	0	0%	0	0%	0	0%	0	0%	0	0%	0	0%	0	0%	0	0%	0	0	0	0%	0	0%	0	0%
% of Total Hours²		0%		0%		0%		0%		0%		0%		0%		0%		0%		0%		0%		0%		0%

¹ Denotes percentages of the individual MWL designation to the total spending
² Denotes percentages of the individual MWL designation to the total workforce hours or total headcount
³ Security workforce hours apply to all projects and reported by vendor in a shared services project
⁴ Denotes active project
 (Note: May include changes to prior periods)

Utilities Improvement

SCHEDULE OF MINORITY/WOMEN/LOCAL OWNED BUSINESS PARTICIPATION UTILIZATION PLAN

(No substitutions may be made on this submission except by prior written approval by Owner)

Company Name:	Lend Lease	Project:	Utilities Improvement
Trade:	Construction Management	Contract:	
Address:	622 West 132nd, 2nd fl, New York, NY 10027	Telephone:	212-939-9580
As of Date:	6/30/2024	Project Start:	1/3/2008 ¹
		Project End:	In Progress

COMPANY (Tier I)						
Name	MWL Designation	Joint Venture?	Trade	Original Plan Amount \$'s	Current Plan Amount (incl CO's) \$'s	Total Payment to Date \$'s
Lend Lease	NON	No	Construction Management	\$ 26,364,500	\$ 34,501,633	\$ 33,767,257

SUBCONTRACTORS (Tier II)							
Name/Address/Phone # (if available) otherwise enter Trade	MWL Designation	Joint Venture?	Trade	Awarded?	Original Plan Amount \$'s	Current Plan Amount (incl CO's) \$'s	Total Payment to Date \$'s
MWL:							
Eddington Security Inc	MW-ESD	No	Security	Yes	\$ -	\$ 7,079	\$ 7,079
Egg Electric Inc	W-ESD	No	Electrical	Yes	\$ 21,931	\$ 21,931	\$ 21,931
Felix Associates LLC	L	No	Utilities	Yes	\$ 13,205,245	\$ 14,912,282	\$ 14,912,281
MFM Contracting Corp	L	No	Utilities	Yes	\$ 13,150,000	\$ 13,966,897	\$ 13,966,896
Pearlgreen	L	No	Building Supplies	Yes	\$ -	\$ 804	\$ 804
The McKissack Group Inc	MW-ESD	No	Construction Management	Yes	\$ -	\$ 578,192	\$ 578,192
The McKissack Group Inc	MWL-ESD	No	Construction Management	Yes	\$ -	\$ 385,484	\$ 385,484
The McKissack Group Inc	MWL-ESD	No	Construction Management	Yes	\$ -	\$ 211,586	\$ 211,586
NON:							
Moretrench American Corp	NON	No	Fire Safety	Yes	\$ 287,950	\$ 287,950	\$ 287,950
Nicholson Construction	NON	No	Excavation	Yes	\$ 434,950	\$ 274,950	\$ 274,950
Rael Automatic Sprinkler	NON	No	Dewatering	Yes	\$ 5,603	\$ 5,603	\$ 5,603
Tier II Grand Total					\$ 27,105,679	\$ 30,652,758	\$ 30,652,756
MWL Tier II Total					\$ 26,377,176	\$ 30,084,255	\$ 30,084,253
Non-MWL Tier II Total					\$ 728,503	\$ 568,503	\$ 568,503
MWL % of Tier I					100%	87%	89%

If there is no Original Plan then vendors were paid on an as-needed basis or vendors were contracted after the Original Plan

¹ Billing begins on 8/1/2008
Date: 6/30/2024

GC/CM:	Lend Lease
Date Range:	8/1/2008 - 6/30/2024
As of :	45530

Utilities Improvement SCHEDULE OF WORKFORCE PARTICIPATION

Tier	Contractor												Headcount												
		M		W		L		MW		ML		WL		MWL		Total MWL		Non-MWL		Total Hours	Total MWL		Non-MWL		Total
		Hrs	% ¹	Hrs	% ¹	Hrs	% ¹	Hrs	% ¹	Hrs	% ¹	Hrs	% ¹	Hrs	% ¹	Hrs	% ¹	Hrs	% ¹	Hrs	#	% ¹	#	% ¹	#
Tier I (Direct)	Bovis Lend Lease Construction Management	0	0%	0	0%	0	0%	0	0%	88	3%	0	0%	0	0%	88	3%	3,406	97%	3,494	2	50%	2	50%	4
Tier II	MFM Contracting Corporation Utility Work	5,706	16%	3	0%	0	0%	0	0%	3,694	10%	0	0%	0	0%	9,402	26%	26,540	74%	35,942	25	20%	97	80%	122
	Felix Utility Work	9,051	17%	200	0%	0	0%	0	0%	4,272	8%	0	0%	0	0%	13,522	25%	41,203	75%	54,725	21	24%	67	76%	88
	Moretrench Dewatering	370	28%	0	0%	0	0%	0	0%	0	0%	0	0%	0	0%	370	28%	934	72%	1,304	9	36%	16	64%	25
Total Hours		15,126		203		0		0		8,053		0		0		23,382		72,083		95,465	57		182		239
Overall % of Total		16%		0%		0%		0%		8%		0%		0%		24%		76%		100%	24%		76%		100%

* Denotes active contractors

¹ Denotes percentages of the individual MWL designation to the total workforce hours or total headcount

Contractor	Start	End
MFM Contracting Corp	3/28/2011	In progress
Felix Associates LLC	9/28/2009	5/29/2011
Moretrench American Corp	1/13/2008	10/25/2008

GC/CM:	Lend Lease
Date Range:	4/1/2024 - 6/30/2024
As of :	45530

Utilities Improvement SCHEDULE OF WORKFORCE PARTICIPATION

Tier	Contractor												Headcount												
		M		W		L		MW		ML		WL		MWL		Total MWL		Non-MWL		Total Hours	Total MWL		Non-MWL		Total
		Hrs	% ¹	Hrs	% ¹	Hrs	% ¹	Hrs	% ¹	Hrs	% ¹	Hrs	% ¹	Hrs	% ¹	Hrs	% ¹	Hrs	% ¹	Hrs	#	% ¹	#	% ¹	#
Tier I (Direct)	Lend Lease US Construction LMB Construction Management	0	0%	0	0%	0	0%	0	0%	0	0%	0	0%	0	0%	0	0%	0	0%	0	0	0%	0	0%	0
Tier II	MFM Contracting Corp Utility Work	0	0%	0	0%	0	0%	0	0%	0	0%	0	0%	0	0%	0	0%	0	0%	0	0	0%	0	0%	0
	Felix Associates LLC Utility Work	0	0%	0	0%	0	0%	0	0%	0	0%	0	0%	0	0%	0	0%	0	0%	0	0	0%	0	0%	0
	Moretrench American Corp Dewatering	0	0%	0	0%	0	0%	0	0%	0	0%	0	0%	0	0%	0	0%	0	0%	0	0	0%	0	0%	0
Total Hours		0		62		0		0		0		0		0		0		0		0	0		0		0
Overall % of Total		0%		0%		0%		0%		0%		0%		0%		0%		0%		0%	0%		0%		0%

* Denotes active contractors

¹ Denotes percentages of the individual MWL designation to the total workforce hours or total headcount

Abatement & Demolition

SCHEDULE OF MINORITY/WOMEN/LOCAL OWNED BUSINESS PARTICIPATION UTILIZATION PLAN

(No substitutions may be made on this submission except by prior written approval by Owner)

Schedule M1

Owner Name:	Columbia University	Project:	Abatement & Demolition
Address:	410 West 118th Street, NY, NY 10027	Telephone:	
As of Date:	6/30/2024	Project Start:	9/1/2009
		Project End:	In Progress

OWNER						
Name	MWL Designation	Joint Venture?	Trade	Original Plan Amount \$'s	Current Plan Amount (incl CO's) \$'s	Total Payment to Date \$'s
Columbia University	NON	No	Owner	\$ -	\$ 1,256,013	\$ 1,256,013

DIRECT SPEND VENDORS (Tier I)							
Name/Address/Phone # (if available) otherwise enter Trade	MWL Designation	Joint Venture?	Trade	Awarded?	Original Plan Amount \$'s	Current Plan Amount (incl CO's) \$'s	Total Payment to Date \$'s
MWL:							
Absolute Plumbing & Heating Corp	L	No	Plumbing Contractor	Yes	\$ -	\$ 4,483	\$ 4,483
Black Widow Termite & Pest Control Corp	W-ESD	No	Pest Control	Yes	\$ -	\$ 2,238	\$ 2,238
Clancy Cullen Storage Co Inc	W-ESD	No	Storage	Yes	\$ -	\$ 48,245	\$ 48,245
First Choice Mechanical Inc	M-ESD	No	Mechanical	Yes	\$ -	\$ 5,796	\$ 5,796
Innovative Building Solutions LLC	MW-ESD	No	General Contractor	Yes	\$ -	\$ 25,069	\$ 25,069
Izzo Construction Corp	WL-ESD	No	General Contractor	Yes	\$ -	\$ 13,163	\$ 13,163
Mamais Contracting Corp	WL-ESD	No		Yes	\$ -	\$ 14,811	\$ 14,811
PSEC Plumbing & Heating Co Inc	L	No	Plumbing Contractor	Yes	\$ -	\$ 1,295	\$ 1,295
SMR Contracting Corp	L	No	General Contractor	Yes	\$ -	\$ 4,086	\$ 4,086
Titan Plumbing & Heating LLC	L	No	Plumbing Contractor	Yes	\$ -	\$ 18,130	\$ 18,130
Twins Electric Corp	L	No	Electrical Contractor	Yes	\$ -	\$ 31,423	\$ 31,423
NON:							
Abbey Locksmiths Inc	NON	No	Doors & Windows	Yes	\$ -	\$ 4,308	\$ 4,308
Access Control Technologies Inc	NON	No	Electrical Contractor	Yes	\$ -	\$ 1,120	\$ 1,120
Affiliated Environmental Serv. (AES)	NON	No	Environmental Services	Yes	\$ -	\$ 1,950	\$ 1,950
Celtic Services NYC Inc.	NON	No	Interior Construction	Yes	\$ -	\$ 880,881	\$ 880,881
Degmor Inc	NON	No	Asbestos Removal	Yes	\$ -	\$ 400	\$ 400
G & K Services Co	NON	No	Uniforms	Yes	\$ -	\$ 344	\$ 344
Gotham Waterproofing	NON	No	Contractor	Yes	\$ -	\$ 46,640	\$ 46,640
Inst Recycling Network	NON	No	Specialities	Yes	\$ -	\$ 74,935	\$ 74,935
JC Duggan Inc	NON	No	Moving	Yes	\$ -	\$ 45,750	\$ 45,750
Northstar Mechanical Inc	NON	No	Mechanical	Yes	\$ -	\$ 7,800	\$ 7,800
Omega Laboratories	NON	No	Air Quality	Yes	\$ -	\$ 14,177	\$ 14,177
Pro Roll Inc	NON	No	Doors & Windows	Yes	\$ -	\$ 8,554	\$ 8,554
William Hird & Co Inc	NON	No	Specialities	Yes	\$ -	\$ 415	\$ 415

If there is no Original Plan then vendors were paid on an as-needed basis or vendors were contracted after the Original Plan

Direct Spend Grand Total	\$ -	\$ 1,256,013	\$ 1,256,013
MWL Direct Spend Total	\$ -	\$ 168,739	\$ 168,739
Non-MWL Direct Spend Total	\$ -	\$ 1,087,274	\$ 1,087,274
MWL % of Total	0%	13%	13%

Date: 6/30/2024

SCHEDULE OF MINORITY/WOMEN/LOCAL OWNED BUSINESS PARTICIPATION UTILIZATION PLAN

(No substitutions may be made on this submission except by prior written approval by Owner)

Schedule M2

Company Name:	Lend Lease	Project:	Abatement & Demolition
Trade:	Construction Management	Contract:	
Address:	622 West 132nd, 2nd fl, New York, NY 10027	Telephone:	212-939-9580
As of Date:	6/30/2024	Project Start:	9/1/2009
		Project End:	In Progress

COMPANY (Tier I)						
Name	MWL Designation	Joint Venture?	Trade	Original Plan Amount \$'s	Current Plan Amount (incl CO's) \$'s	Total Payment to Date \$'s
Lend Lease	NON	No	Construction Management	\$ 4,491,955	\$ 25,730,418	\$ 25,270,164

SUBCONTRACTORS (Tier II)								
Name/Address/Phone # (if available) otherwise enter Trade	MWL Designation	Joint Venture?	Trade	Awarded?	Original Plan Amount \$'s	Current Plan Amount (incl CO's) \$'s	Total Payment to Date \$'s	
MWL:								
Work Completed:								
Commodore Construction Corporation	W-ESD	No	Misc Concrete	Yes	\$ -	\$ 68,310	\$ 68,310	
Deerpath Construction Corp	W-ESD	No	General Contractor	Yes	\$ 455,000	\$ 432,900	\$ 432,900	
Eddington Security Inc	MW-ESD	No	Security	Yes	\$ 137,063	\$ 326,096	\$ 326,096	
Innovative Building Solutions LLC	MW-ESD	No	General Contractor	Yes	\$ -	\$ 163,000	\$ 163,000	
Johnson Security Bureau Inc	MWL-ESD	No		Yes	\$ -	\$ 523,867	\$ 523,867	
Manhattan Business Interiors Inc (MBI)	M-ESD	No	General Contractor	Yes	\$ 186,000	\$ 189,719	\$ 189,719	
The McKissack Group Inc	MWL-ESD	No	Construction Management	Yes	\$ -	\$ 29,256	\$ 29,256	
The McKissack Group Inc	MWL-ESD	No	Suprintendent-Civil/Site	Yes	\$ -	\$ 8,574	\$ 8,574	
NON:								
Work Completed:								
Breeze National Inc - Area 3A	NON	No	Demolition & Abatement Contractor	Yes	\$ 879,000	\$ 819,596	\$ 819,596	
Breeze National Inc - Area 6	NON	No	Demolition & Abatement Contractor	Yes	\$ 2,975,000	\$ 2,975,000	\$ 2,975,000	
Breeze National Inc - Areas 7 & 8	NON	No	Demolition & Abatement Contractor	Yes	\$ 875,000	\$ 735,000	\$ 735,000	
Par Environmental Corp - Area 7 (Site 22, 29, 30, 31)	NON	No	Demolition & Abatement Contractor	Yes	\$ -	\$ 336,337	\$ 336,337	
Par Environmental Corp - Areas 1A & 1B	NON	No	Demolition & Abatement Contractor	Yes	\$ 1,818,000	\$ 1,818,183	\$ 1,818,183	
Par Environmental Corp - Areas 2, 4 & 5	NON	No	Demolition & Abatement Contractor	Yes	\$ 7,100,000	\$ 7,100,000	\$ 7,100,000	
Par Environmental Corp	NON	No	Demolition & Abatement Contractor	Yes	\$ -	\$ 54,500	\$ 54,500	
Work In Progress:								
Par Environmental Corp - Area 0	NON	No	Demolition & Abatement Contractor	Yes	\$ -	\$ 1,323,140	\$ 1,323,140	
Par Environmental Corp - Area 9a	NON	No	Demolition & Abatement Contractor	Yes	\$ -	\$ 604,886	\$ 604,886	
Par Environmental Corp - Areas 7 (Site 28) & 8	NON	No	Demolition & Abatement Contractor	Yes	\$ 2,627,000	\$ 2,738,562	\$ 2,738,562	
Post Road Iron Works	NON	No	Miscellaneous Metal Work	Yes	\$ -	\$ 121,206	\$ 121,206	
					Tier II Grand Total	\$ 17,052,063	\$ 20,368,132	\$ 20,368,132
					MWL Tier II Total	\$ 778,063	\$ 1,741,722	\$ 1,741,722
					Non-MWL Tier II Total	\$ 16,274,000	\$ 18,626,410	\$ 18,626,410
					MWL % of Tier II	17%	7%	7%

If there is no Original Plan then vendors were paid on an as-needed basis or vendors were contracted after the Original Plan

Date: 6/30/2024

SCHEDULE OF MINORITY/WOMEN/LOCAL OWNED BUSINESS PARTICIPATION UTILIZATION PLAN

(No substitutions may be made on this submission except by prior written approval by Owner)

Schedule M3

CM Name:	Lend Lease	Project:	Abatement & Demolition
Company Name:	Breeze National Inc	Contract:	
Trade:	General Contracting	Telephone:	212-939-9580
Address:	622 West 132nd, 2nd fl, New York, NY 10027	Project Start:	9/24/2011
As of Date:	6/30/2024	Project End:	3/22/2012

COMPANY (Tier II)						
Name	MWL Designation	Joint Venture?	Trade	Original Plan Amount \$'s	Current Plan Amount (incl CO's) \$'s	Total Payment to Date \$'s
Breeze National Inc	NON	No	General Contracting	\$ 4,729,000	\$ 4,529,596	\$ 4,529,596

SUBCONTRACTORS (Tier III)							
Name/Address/Phone # (if available) otherwise enter Trade	MWL Designation	Joint Venture?	Trade	Awarded?	Original Plan Amount \$'s	Current Plan Amount (incl CO's) \$'s	Total Payment to Date \$'s
62							
MWL: Pestrol Inc	MWL-ESD	No	Extermination	Yes	\$ 1,013	\$ 3,099	\$ 3,099
Tier III Grand Total					\$ 1,013	\$ 3,099	\$ 3,099
MWL Tier III Total					\$ 1,013	\$ 3,099	\$ 3,099
Non-MWL Tier III Total					\$ -	\$ -	\$ -
MWL % of Tier II					0%	0%	0%

If there is no Original Plan then vendors were paid on an as-needed basis or vendors were contracted after the Original Plan

SCHEDULE OF MINORITY/WOMEN/LOCAL OWNED BUSINESS PARTICIPATION UTILIZATION PLAN

(No substitutions may be made on this submission except by prior written approval by Owner)

Schedule M3

CM Name:	Lend Lease	Project:	Abatement & Demolition
Company Name:	Par Environmental Corp	Contract:	Area 0
Trade:	General Contracting	Telephone:	212-939-9580
Address:	622 West 132nd, 2nd fl, New York, NY 10027		
As of Date:	6/30/2024	Project Start:	11/30/2012
		Project End:	In Progress

COMPANY (Tier II)						
Name	MWL Designation	Joint Venture?	Trade	Original Plan Amount \$'s	Current Plan Amount (incl CO's) \$'s	Total Payment to Date \$'s
Par Environmental Corp	NON	No	General Contracting	\$ 1,317,500	\$ 1,323,140	\$ 1,323,140

SUBCONTRACTORS (Tier III)							
Name/Address/Phone # (if available) otherwise enter Trade	MWL Designation	Joint Venture?	Trade	Awarded?	Original Plan Amount \$'s	Current Plan Amount (incl CO's) \$'s	Total Payment to Date \$'s
MWL:							
MSR Electrical Construction Corp	W-ESD	No	Electrical	Yes	\$ 25,000	\$ 4,250	\$ 4,250
Expedite-Dem Inc	MW-ESD	No	Expeditor	Yes	\$ 30,000	\$ 27,566	\$ 27,566
Ann Hickey PE	W-ESD	No	Expeditor	Yes	\$ 10,000	\$ 11,285	\$ 11,285
Tri State Transfer Associates Inc	WL-ESD	No	ACM Disposal	Yes	\$ 20,000	\$ 55,828	\$ 55,828
Safety & Quality Plus Inc	W-ESD	No	Safety	Yes	\$ 30,000	\$ 10,027	\$ 10,027
Pestrol Inc	MWL-ESD	No		Yes	\$ 5,000	\$ 2,450	\$ 2,450
Petroscan Ltd	W-ESD	No	Fuel Supplier	Yes	\$ 5,000	\$ 1,308	\$ 1,308
Contracting Supply Solutions	MW-ESD	No	Supplier	Yes	\$ 20,000	\$ 1,161	\$ 1,161
Palace Hoisting & Scaffolding Corp of NY	W	No	Scaffolding	Yes	\$ 150,000	\$ 118,332	\$ 118,332
Cuenca Coronel Trucking Co	M-ESD	No	Carting	Yes	\$ 100,000	\$ 35,750	\$ 35,750

If there is no Original Plan then vendors were paid on an as-needed basis or vendors were contracted after the Original Plan

Tier III Grand Total	\$ 395,000	\$ 267,957	\$ 267,957
MWL Tier III Total	\$ 395,000	\$ 267,957	\$ 267,957
Non-MWL Tier III Total	\$ -	\$ -	\$ -
MWL % of Tier II	30%	20%	20%

GC/CM:	Par Environmental / Lend Lease
Date Range:	8/1/2008 - 6/30/2024
As of :	45530

Abatement and Demolition SCHEDULE OF WORKFORCE PARTICIPATION

Tier	Contractor									Headcount															
		M		W		L		MW		ML		WL		MWL		Total MWL			Non-MWL			Total			
		Hrs	% ¹	Hrs	% ¹	Hrs	% ¹	Hrs	% ¹	Hrs	% ¹	Hrs	% ¹	Hrs	% ¹	Hrs	% ¹	Hrs	% ¹	Hrs	% ¹	#	% ¹	#	% ¹
Tier I (Direct)	Lend Lease (US) Construction LMB Construction Management	185	3%	0	0%	0	0%	0	0%	2,628	43%	0	0%	0	0%	2,813	46%	3,309	54%	6,122	5	38%	8	62%	13
Tier II	A Tech Electric Enterprise Sidewalk Bridge & Scaffolding	461	79%	0	0%	0	0%	0	0%	0	0%	0	0%	0	0%	461	79%	126	21%	587	9	82%	2	18%	11
	Breeze Demo & Abatement Contractor	11,338	56%	0	0%	122	1%	336	2%	2,817	14%	0	0%	0	0%	14,613	72%	5,774	28%	20,386	72	65%	39	35%	111
	Current Fire Protection Fire Protection	0	0%	0	0%	0	0%	0	0%	0	0%	0	0%	0	0%	0	0%	88	100%	88	0	0%	2	100%	2
	Deerpath Demo & Abatement Contractor	232	12%	0	0%	0	0%	0	0%	265	14%	0	0%	0	0%	497	26%	1,446	74%	1,943	3	25%	9	75%	12
	Eagle Scaffolding Services Scaffolding Services	6,690	34%	464	2%	0	0%	116	1%	504	3%	0	0%	0	0%	7,774	39%	12,097	61%	19,870	45	48%	48	52%	93
	Johnson Security Bureau Security	4,940	74%	16	0%	0	0%	330	5%	1,112	17%	0	0%	40	1%	6,437	96%	265	4%	6,702	31	97%	1	3%	32
	Par Environmental Demo & Abatement Contractor	58,736	66%	16	0%	0	0%	5,388	6%	3,371	4%	0	0%	0	0%	67,511	76%	21,356	24%	88,867	176	78%	49	22%	225
	PAR ENVIRONMENTAL CORPORATI Demo & Abatement Contractor	16,863	42%	328	1%	0	0%	202	1%	288	1%	0	0%	0	0%	17,681	44%	22,108	56%	39,788	55	51%	53	49%	108
Total Hours		99,444		824		122		6,372		10,985		0		40		117,785		66,567		184,352	396		211		607
Overall % of Total		54%		0%		0%		3%		6%		0%		0%		64%		36%		100%	65%		35%		100%

* Denotes active contractors

¹ Denotes percentages of the individual MWL designation to the total workforce hours or total headcount

Contractor	Start	End
A Tech Electric Enterprise	11/28/2018	2/6/2020
Breeze National Inc	9/17/2009	3/28/2012
Current Fire Protection	12/4/2018	1/29/2019
Deerpath Construction Corp	9/16/2009	7/13/2010
Eagle Scaffolding Services	10/22/2018	11/4/2019
Johnson Security Bureau	11/10/2018	10/3/2019
Par Environmental Corp	10/5/2009	11/10/2019

GC/CM:	Lend Lease
Date Range:	4/1/2024 - 6/30/2024
As of :	45530

Abatement and Demolition SCHEDULE OF WORKFORCE PARTICIPATION

Tier	Contractor									Headcount																													
		M		W		L		MW		ML		WL		MWL		Total MWL			Non-MWL			Total Hours			Total MWL			Non-MWL			Total								
		Hrs	% ¹	Hrs	% ¹	Hrs	% ¹	Hrs	% ¹	Hrs	% ¹	Hrs	% ¹	Hrs	% ¹	Hrs	% ¹	Hrs	% ¹	Hrs	% ¹	Hrs	% ¹	Hrs	% ¹	Hrs	% ¹	#	% ¹	#	% ¹	#	% ¹	#	% ¹	#	% ¹		
Tier I (Direct)	Lend Lease US Construction LMB Construction Management	0	0%	0	0%	0	0%	0	0%	0	0%	0	0%	0	0%	0	0%	0	0%	0	0%	0	0%	0	0%	0	0%	0	0%	0	0%	0	0%	0	0%	0	0%	0	0%
Tier II	A Tech Electric Enterprise Sidewalk Bridge & Scaffolding	0	0%	0	0%	0	0%	0	0%	0	0%	0	0%	0	0%	0	0%	0	0%	0	0%	0	0%	0	0%	0	0%	0	0%	0	0%	0	0%	0	0%	0	0%	0	0%
	Breeze National Inc Demo & Abatement Contractor	0	0%	0	0%	0	0%	0	0%	0	0%	0	0%	0	0%	0	0%	0	0%	0	0%	0	0%	0	0%	0	0%	0	0%	0	0%	0	0%	0	0%	0	0%	0	0%
	Current Fire Protection Fire Protection	0	0%	0	0%	0	0%	0	0%	0	0%	0	0%	0	0%	0	0%	0	0%	0	0%	0	0%	0	0%	0	0%	0	0%	0	0%	0	0%	0	0%	0	0%	0	0%
	Deerpath Construction Corp Demo & Abatement Contractor	0	0%	0	0%	0	0%	0	0%	0	0%	0	0%	0	0%	0	0%	0	0%	0	0%	0	0%	0	0%	0	0%	0	0%	0	0%	0	0%	0	0%	0	0%	0	0%
	Eagle Scaffolding Services Scaffolding Services	0	0%	0	0%	0	0%	0	0%	0	0%	0	0%	0	0%	0	0%	0	0%	0	0%	0	0%	0	0%	0	0%	0	0%	0	0%	0	0%	0	0%	0	0%	0	0%
	Johnson Security Bureau Security	0	0%	0	0%	0	0%	0	0%	0	0%	0	0%	0	0%	0	0%	0	0%	0	0%	0	0%	0	0%	0	0%	0	0%	0	0%	0	0%	0	0%	0	0%	0	0%
	Par Environmental Corporation Demo & Abatement Contractor	0	0%	0	0%	0	0%	0	0%	0	0%	0	0%	0	0%	0	0%	0	0%	0	0%	0	0%	0	0%	0	0%	0	0%	0	0%	0	0%	0	0%	0	0%	0	0%
Total Hours		0		0		0		0		0		0		0		0		0		0		0		0		0		0		0		0		0		0			
Overall % of Total		0%		0%		0%		0%		0%		0%		0%		0%		0%		0%		0%		0%		0%		0%		0%		0%		0%		0%			

* Denotes active contractors
¹ Denotes percentages of the individual MWL designation to the total workforce hours or total headcount

Jerome L. Greene Science Center

SCHEDULE OF MINORITY/WOMEN/LOCAL OWNED BUSINESS PARTICIPATION UTILIZATION PLAN
(No substitutions may be made on this submission except by prior written approval by Owner)

Schedule M1

Owner Name: Columbia University Project: Jerome L. Greene Science Center
Address: 410 West 118th Street, NY, NY 10027 Telephone:
As of Date: 6/30/2024 Project Start: 2/28/2011 Project End: In Progress

OWNER							
Name	M/W Designation	Joint Venture?	Trade	Awarded?	Original Plan Amount \$%	Current Plan Amount (incl CO's) \$%	Total Payment to Date \$%
Columbia University	NON	No	Owner				\$ 12,214,220

DIRECT SPEND VENDORS (Tier I)								
Name/Address/Phone # (if available) otherwise enter Trade	M/W Designation	Joint Venture?	Trade	Awarded?	Original Plan Amount \$%	Current Plan Amount (incl CO's) \$%	Total Payment to Date \$%	
M/W:								
Absolute Plumbing & Heating Corp	L	No	Plumbing	Yes	\$ -	\$ 10,896	\$ 10,896	
A Tech Electric Enterprises Inc	M	No	Electrical	Yes	\$ -	\$ 13,296	\$ 13,296	
Black Widow Termite & Pest Control	W-ESD	No	Pest Control	Yes	\$ -	\$ 1,550	\$ 1,550	
Cardoza Plumbing	M-ESD	No	Plumbing	Yes	\$ -	\$ 45,644	\$ 45,644	
CISStructure	M-ESD	No	General Contractor	Yes	\$ -	\$ 290,392	\$ 290,392	
Clancy Cullen Moving & Storage Co Inc	W	No	Moving & Relocation	Yes	\$ -	\$ 1,214	\$ 1,214	
Crown Sign Systems Inc	W-ESD	No	Signage	62	Yes	\$ -	\$ 2,792	\$ 2,792
Doumas Electric Inc	L	No	Electrical	Yes	\$ -	\$ 8,895	\$ 8,895	
Gammis Cleaning Concepts Inc	MW-ESD	No	Cleaning	Yes	\$ -	\$ 110,615	\$ 110,615	
Green Gar Printing and Messenger Inc	W	No	Printing Service	Yes	\$ -	\$ 101,937	\$ 101,937	
Izzo Construction Corp	WL-ESD	No	General Contractor	Yes	\$ -	\$ 35,945	\$ 35,945	
Jesse Shapiro & James Glass Co	L	No	Doors/Glazing/Windows	Yes	\$ -	\$ 1,543	\$ 1,543	
King Rose of NY Inc	L	No	General Contractor	Yes	\$ -	\$ 278,636	\$ 278,636	
M & J Mechanical Corp	W-ESD	No	HVAC/Mechanical	Yes	\$ -	\$ 87,580	\$ 87,580	
Mama's Contracting Corp	WL-ESD	No	General Contractor	Yes	\$ -	\$ 47,758	\$ 47,758	
MFH Contracting Corp	L	No	Telecommunications/Conduit Installation	Yes	\$ -	\$ 41,938	\$ 41,938	
Platinum Electric Service Inc	L	No	Electrical	Yes	\$ -	\$ 3,067	\$ 3,067	
Scrub Clean Maintenance Corp	MW-ESD	No	Cleaning	Yes	\$ -	\$ 16,505	\$ 16,505	
Titan Plumbing & Heating LLC	L	No	Construction Management	Yes	\$ -	\$ 1,846	\$ 1,846	
Waldner's Business Environments	W	No	Supplies	Yes	\$ -	\$ 7,594	\$ 7,594	
Watsons Plumbing and Heating	L	No	Plumbing	Yes	\$ -	\$ 644	\$ 644	
NON:								
275 Technology Solutions dba Safeway Fire & Security	NON	No	Safety Fire - Monitoring	Yes	\$ -	\$ 9,969	\$ 9,969	
Abbey Locksmiths Inc	NON	No	Doors & Windows	Yes	\$ -	\$ 990	\$ 990	
Action Carling Environmental Serv	NON	No	Debris Removal	Yes	\$ -	\$ 1,647	\$ 1,647	
Advance Relocation & Storage	NON	No	General Contractor	Yes	\$ -	\$ 627,492	\$ 627,492	
Angus E	NON	No	Materials & Equipment	Yes	\$ -	\$ 472	\$ 472	
Arvel Airconditioning Corporation	NON	No	Mechanical	Yes	\$ -	\$ 3,630	\$ 3,630	
Aquaengineering Inc	NON	No	Materials & Equipment	Yes	\$ -	\$ 19,923	\$ 19,923	
Bea Communications Inc	NON	No	AV/Cable/Telecom	Yes	\$ -	\$ 68,605	\$ 68,605	
Bachman Coaliter Inc	NON	No	Moving & Relocation	Yes	\$ -	\$ 14,603	\$ 14,603	
BH Inc	NON	No	Materials & Equipment	Yes	\$ -	\$ 151,998	\$ 151,998	
Bioquell Inc	NON	No	Decontamination Services	Yes	\$ -	\$ 137,314	\$ 137,314	
Braker Biospin Corp	NON	No	Supplier	Yes	\$ -	\$ 4,019,530	\$ 4,019,530	
Braker	NON	No	Moving & Relocation	Yes	\$ -	\$ 2,145,230	\$ 2,145,230	
Carl Zeiss Microscopy LLC	NON	No	Moving & Relocation	Yes	\$ -	\$ 96,020	\$ 96,020	
Central Moving & Storage Co	NON	No	U/WPA Suppliers	Yes	\$ -	\$ 42,644	\$ 42,644	
City of New York Parks and Recreation	NON	No	Supplier	Yes	\$ -	\$ 26,000	\$ 26,000	
Colbert Inc	NON	No	Materials & Equipment	Yes	\$ -	\$ 29,641	\$ 29,641	
Cosmopolitan Construction	NON	No	General Contractor	Yes	\$ -	\$ 10,080	\$ 10,080	
Cryostar Industries Inc	NON	No	Scale Repair	Yes	\$ -	\$ 1,559	\$ 1,559	
Dancker Selley & Douglas	NON	No	Furniture	Yes	\$ 62,809	\$ 62,809	\$ 62,809	
CPM Builders Inc	NON	No	General Contractor	Yes	\$ -	\$ 2,185,203	\$ 2,185,203	
Engineer Supply	NON	No	Supplies	Yes	\$ -	\$ 182	\$ 182	
FedEx	NON	No	Supplies	Yes	\$ -	\$ 9	\$ 9	
Fibergrate Composite Structures Inc	NON	No	Flooring Resilient Tile	Yes	\$ -	\$ 21,484	\$ 21,484	
Formultra Inc	NON	No	Materials & Equipment	Yes	\$ -	\$ 600,192	\$ 600,192	
Frames Animal Transportation	NON	No	Moving & Relocation	Yes	\$ -	\$ 49,550	\$ 49,550	
Gibar Industries Inc	NON	No	HVAC	Yes	\$ -	\$ 15,525	\$ 15,525	
HB Communications Inc	NON	No	AV/Cable/Telecom	Yes	\$ -	\$ 50,289	\$ 50,289	
Hellman Construction Co Inc	NON	No	General Contractor	Yes	\$ -	\$ 1,177,637	\$ 1,177,637	
L.H. Weiss Co Ltd (Town House Specialty)	NON	No	Cleaning	Yes	\$ -	\$ 424	\$ 424	
JDL Trucking & Rigging Inc	NON	No	Trucking & Rigging	Yes	\$ -	\$ 2,400	\$ 2,400	
Jr Construction Corp	NON	No	Construction	Yes	\$ -	\$ 4,658	\$ 4,658	
JWEISS LLC	NON	No	Supplier	Yes	\$ -	\$ 73,170	\$ 73,170	
Kennametal Scientific Corporation	NON	No	Lab Furniture	Yes	\$ -	\$ 66,353	\$ 66,353	
Leica	NON	No	Moving & Relocation	Yes	\$ -	\$ 18,232	\$ 18,232	
L&G Enterprises LLC	NON	No	Supplier	Yes	\$ -	\$ 155,487	\$ 155,487	
Long Island Scientific	NON	No	Moving & Relocation	Yes	\$ -	\$ 19,590	\$ 19,590	
Lytron Serv Co Inc	NON	No	Electrical	Yes	\$ -	\$ 1,600	\$ 1,600	
Marathon Equipment Company (Dbeare)	NON	No	Equipment	Yes	\$ -	\$ 84,147	\$ 84,147	
Mortech Manufacturing	NON	No	Supplier	Yes	\$ -	\$ 7,196	\$ 7,196	
Newport Corp	NON	No	Materials & Equipment	Yes	\$ -	\$ 49,132	\$ 49,132	
Olimpos	NON	No	Moving & Relocation	Yes	\$ -	\$ 17,500	\$ 17,500	
Pacific Bio-Material Management Inc	NON	No	Appliances	Yes	\$ -	\$ 307,485	\$ 307,485	
Parker Interior Plantscape Inc	NON	No	Landscaping	Yes	\$ -	\$ 2,834	\$ 2,834	
Par-Kut International Inc	NON	No	Guard Service / Watchman	Yes	\$ -	\$ 5,797	\$ 5,797	
PBM LLC	NON	No	Cleaning	Yes	\$ -	\$ 5,417	\$ 5,417	
Platinum Terrazzo	NON	No	Resilient Flooring & Base	Yes	\$ -	\$ 25,804	\$ 25,804	
Precision Micro Inc	NON	No	Moving & Relocation	Yes	\$ -	\$ 8,460	\$ 8,460	
Psychology Software Tools Inc	NON	No	Materials & Equipment	Yes	\$ -	\$ 2,500	\$ 2,500	
Purstate Monitoring Systems Inc	NON	No	Materials & Equipment	Yes	\$ -	\$ 29,707	\$ 29,707	
Rice Vision USA LLC	NON	No	Equipment	Yes	\$ -	\$ 4,944	\$ 4,944	
Scientific Equipment Product Service	NON	No	Moving & Relocation	Yes	\$ -	\$ 13,250	\$ 13,250	
Siemens Industry Inc	NON	No	HVAC	Yes	\$ -	\$ 315,226	\$ 315,226	
Signs of Success	NON	No	Signage	Yes	\$ -	\$ 1,190	\$ 1,190	
SIS Locksmiths Corp	NON	No	Doors & Windows	Yes	\$ -	\$ 159,010	\$ 159,010	
StarCom Communications Service	NON	No	Telecommunication	Yes	\$ -	\$ 7,642	\$ 7,642	
Star Draperies Inc	NON	No	Window Treatment	Yes	\$ -	\$ 28,420	\$ 28,420	
Steris Corp	NON	No	Supplier	Yes	\$ -	\$ 72,746	\$ 72,746	
Technical Digital Services	NON	No	Technical Services	Yes	\$ -	\$ 180	\$ 180	
Techniplast USA	NON	No	Supplier	Yes	\$ -	\$ 24,981	\$ 24,981	
The Sign Works Inc	NON	No	Signage	Yes	\$ -	\$ 7,539	\$ 7,539	
Valley City MFG	NON	No	Furniture	Yes	\$ 34,000	\$ 34,000	\$ 34,000	
					\$ 96,809	\$ 12,014,989	\$ 12,114,220	
					\$ -	\$ 1,111,677	\$ 1,111,677	
					\$ 96,809	\$ 11,102,916	\$ 11,102,743	
					0%	9%	9%	

If there is no Original Plan then vendors were paid on an as-needed basis or vendors were contracted after the Original Plan

Date: 6/30/2024

SCHEDULE OF MINORITY/WOMEN/LOCAL OWNED BUSINESS PARTICIPATION UTILIZATION PLAN
(No substitutions may be made on this submission except by prior written approval by Owner)

Schedule M2

Company Name:	Land Lease	Project:	Jerome L. Greene Science Center
Trade:	Construction Management	Contract:	
Address:	622 West 132nd, 2nd fl, New York, NY 10027	Telephone:	212-939-9580
As of Date:	6/30/2024	Project Start:	2/28/2011
		Project End:	In Progress

COMPANY (Tier I)						
Name	MWL Designation	Joint Venture?	Trade	Original Plan Amount \$%	Current Plan Amount (incl CO's) \$%	Total Payment to Date \$%
Land Lease	NON	No	Construction Management	\$ 6,722,424	\$ 418,262,337	\$ 417,356,692

SUBCONTRACTORS (Tier II)								
Name/Address/Phone # (if available) otherwise enter Trade	MWL Designation	Joint Venture?	Trade	Awarded?	Original Plan Amount \$%	Current Plan Amount (incl CO's) \$%	Total Payment to Date \$%	
MWL:								
Cardoza Plumbing	M-ESD	No	Plumbing	Yes	\$ -	\$ 19,795,144	\$ 19,795,144	
Cassone Leasing Inc	W-ESD	No	Security	Yes	\$ -	\$ 1,835	\$ 1,835	
Celtic Sheetmetal Inc	W-ESD	No	HVAC-Sheetmetal	Yes	\$ -	\$ 1,187,673	\$ 1,187,673	
Creative Construction	M-ESD	No	Safety Equipment	Yes	\$ -	\$ 2,942,310	\$ 2,942,310	
Creative Construction	M-ESD	No	Drywall	Yes	\$ -	\$ 68,492	\$ 68,492	
Eddington Security Inc	MW-ESD	No		Yes	\$ -	\$ 1,112,389	\$ 1,112,389	
EJ/Egg Electric JV - (Egg Electric Inc)	W-ESD	Yes	Electrical	Yes	\$ -	\$ 2,167,998	\$ 2,167,998	
EJ/Egg Electric JV - (Egg Electric Inc)	W-ESD	Yes	Clear & Prep Site	Yes	\$ -	\$ 23,614	\$ 23,614	
Elite Interiors Systems Inc	L	No	Drywall	Yes	\$ -	\$ 10,632,678	\$ 10,632,678	
Elite Interiors Systems Inc	L	No	Resilient Flooring & Base	Yes	\$ -	\$ 4,594	\$ 4,594	
Fine Painting & Decorating Company Inc	M-ESD	No	Intumescent Painting	Yes	\$ -	\$ 3,231,176	\$ 3,231,176	
Fine Painting & Decorating Company Inc	M-ESD	No	Paint & Coatings	Yes	\$ -	\$ 2,332,254	\$ 2,332,254	
Giachetti Plumbing	L	No	Plumbing	Yes	\$ -	\$ 20,887	\$ 20,887	
Johnson Security Bureau Inc	MWL-ESD	No	Security	Yes	\$ -	\$ 1,349,760	\$ 1,349,760	
Metropolitan Enterprises Inc	M	No	Scaffolding	Yes	\$ -	\$ 634,132	\$ 634,132	
MFM Contracting Corp	L	No	Utilities	Yes	\$ -	\$ 86,311	\$ 86,311	
MFM Contracting Corp	L	No	Electrical	Yes	\$ -	\$ 2,977	\$ 2,977	
Morill Brown Corp	MWL-ESD	No	Spray Fireproofing	Yes	\$ -	\$ 1,379,924	\$ 1,379,924	
New York Concrete	W-ESD	No	Concrete	Yes	\$ -	\$ 482,707	\$ 482,707	
The McKissack Group Inc	MWL-ESD	No	Construction Management	Yes	\$ -	\$ 3,879,082	\$ 3,879,082	
NON:								
A Liss & Company Inc	NON	No	Toilet Partitions	Yes	\$ -	\$ 114,060	\$ 114,060	
ASR Electrical Contracting Inc	NON	No	Electrical	Yes	\$ -	\$ 46,147	\$ 46,147	
B&G Electrical Contractors of NY	NON	No	Electrical	Yes	\$ -	\$ 17,009,428	\$ 17,009,428	
Baueckmidt & Sons Inc	NON	No	Milwork	Yes	\$ -	\$ 5,418,876	\$ 5,418,876	
Champion Metal & Glass Inc	NON	No	Ornamental Metal	Yes	\$ -	\$ 1,644,213	\$ 1,644,213	
Champion Metal & Glass Inc	NON	No	Glass & Glazing	Yes	\$ -	\$ 1,006,114	\$ 1,006,114	
Cives Corp	NON	No	Superstructure Steel	Yes	\$ -	\$ 31,550,568	\$ 31,550,568	
Eagle One Roofing Contractors Inc	NON	No	Roofing	Yes	\$ -	\$ 2,838,851	\$ 2,838,851	
EJ/Egg Electric JV - (E) Electric	NON	Yes	Electrical	Yes	\$ -	\$ 3,251,997	\$ 3,251,997	
EJ/Egg Electric JV - (E) Electric	NON	Yes	Clear & Prep Site	Yes	\$ -	\$ 35,420	\$ 35,420	
Elite Floors Inc	NON	No	Resilient Flooring & Base	Yes	\$ -	\$ 1,211,301	\$ 1,211,301	
Five Star Electric Corp	NON	No	Electrical	Yes	\$ -	\$ 20,813,193	\$ 20,179,291	
Forest Electric	NON	No	Electrical	Yes	\$ -	\$ 36,032,282	\$ 36,032,282	
Fresh Meadow Mechanical Corp	NON	No	HVAC Systems	Yes	\$ -	\$ 678,094	\$ 678,094	
Handi-Lift Elevator LLC	NON	No	Elevators	Yes	\$ -	\$ 122,863	\$ 122,863	
Hi Tech Data Floors Inc	NON	No	Raised Access Flooring	Yes	\$ -	\$ 786,302	\$ 786,302	
H.S.E. System Inc (Metropolitan Enterprises Inc)	NON	No	Hoist / Bridges / Scaffold	Yes	\$ -	\$ 19,259	\$ 19,259	
Intricate Construction	NON	No	Clear & Prep Site	Yes	\$ -	\$ 36,948	\$ 36,948	
Island Acoustics	NON	No	Drywall	Yes	\$ -	\$ 16,023,648	\$ 16,023,648	
Island Acoustics	NON	No	Fire Protection Systems	Yes	\$ -	\$ 101,104	\$ 101,104	
Jantile Inc	NON	No	Ceramic Tile	Yes	\$ -	\$ 2,269,407	\$ 2,269,407	
M Tucker A Division of Singer NY LLC	NON	No	Food Service Equipment	Yes	\$ -	\$ 147,572	\$ 147,572	
McKoon Door East	NON	No	Overhead Doors	Yes	\$ -	\$ 891,273	\$ 891,273	
Modulo 3 Corporation DBA Unifor	NON	No	Glass and Glazing	Yes	\$ -	\$ 4,975,517	\$ 4,975,517	
MW Mechanical Inc	NON	Yes	Mechanical	Yes	\$ -	\$ 62,228,983	\$ 62,228,983	
Navillus Tile Inc	NON	No	Polished Concrete	Yes	\$ -	\$ 360,842	\$ 360,842	
Navillus Tile Inc	NON	No	Masonry	Yes	\$ -	\$ 3,334,982	\$ 3,334,982	
Nets That Work	NON	No	Safety Equipment	Yes	\$ -	\$ 444,519	\$ 444,519	
Otis Elevator Company	NON	No	Elevators	Yes	\$ -	\$ 4,131,223	\$ 4,131,223	
PAL Environmental Safety Corp	NON	No	Spray Fireproofing	Yes	\$ -	\$ 691,497	\$ 691,497	
Platinum Terrazzo	NON	No	Resilient Flooring & Base	Yes	\$ -	\$ 4,027,552	\$ 4,027,552	
Post Road Iron Works	NON	No	Metal Work	Yes	\$ -	\$ 4,093,049	\$ 4,093,049	
Rael Automatic Sprinkler	NON	No	Dewatering	Yes	\$ -	\$ 6,617,522	\$ 6,617,522	
RCC Concrete Corp	NON	No	Above Grade Concrete	Yes	\$ -	\$ 10,064,656	\$ 10,064,656	
Siemens Industry Inc	NON	No	HVAC Systems	Yes	\$ -	\$ 14,440,506	\$ 14,440,506	
Siemens Industry Inc	NON	No	Electrical	Yes	\$ -	\$ 20,491	\$ 20,491	
Skanska	NON	No	Clear & Prep Site	Yes	\$ -	\$ 437,827	\$ 437,827	
Trystate Mechanical Inc	NON	No	HVAC Systems	Yes	\$ -	\$ 42,306	\$ 42,306	
United Drilling & Cutting Corp	NON	No	Clear & Prep Site	Yes	\$ -	\$ 105,204	\$ 105,204	
Universal Builders Supply	NON	No	Hoist	Yes	\$ -	\$ 2,589,742	\$ 2,589,742	
Universal Services Group	NON	No	Resilient Flooring & Base	Yes	\$ -	\$ 511,499	\$ 511,499	
Walters LLC	NON	No	Metal Stairs	Yes	\$ -	\$ 6,039,083	\$ 6,039,083	
WDF Inc	NON	No	HVAC Systems	Yes	\$ -	\$ 28,488,897	\$ 28,488,897	
WDF Inc	NON	No	Drywall	Yes	\$ -	\$ 8,150	\$ 8,150	
WDF Inc	NON	No	Plumbing	Yes	\$ -	\$ 4,170	\$ 4,170	
WDF Inc	NON	No	Misc. Metal	Yes	\$ -	\$ 45,269	\$ 45,269	
WinSAFE Corp	NON	No	Window Washing Equipment	Yes	\$ -	\$ 271,870	\$ 271,870	
					Tier II Grand Total	\$ 347,360,224	\$ 346,726,322	
					MWL Tier II Total	\$ 51,335,947	\$ 51,335,947	
					Non-MWL Tier II Total	\$ 296,024,276	\$ 295,390,375	
					MWL % of Tier II	0%	12%	

If there is no Original Plan then vendors were paid on an as-needed basis or vendors were contracted after the Original Plan

Date: 6/30/2024

SCHEDULE OF MINORITY/WOMEN/LOCAL OWNED BUSINESS PARTICIPATION UTILIZATION PLAN

(No substitutions may be made on this submission except by prior written approval by Owner)

Schedule M3

CM Name:	Lend Lease	Project:	Jerome L. Greene Science Center
Company Name:	RCC Concrete Corp	Contract:	
Trade:	Cement & Concrete Construction	Telephone:	516-279-6787
Address:	74 State Street, 2nd Floor Westbury, New York 11590	Project Start:	10/10/2012
As of Date:	6/30/2024	Project End:	In Progress

COMPANY (Tier II)

Name	MWL Designation	Joint Venture?	Trade	Original Plan Amount \$'s	Current Plan Amount (incl CO's) \$'s	Total Payment to Date \$'s
RCC Concrete Corp	NON	No	Cement & Concrete Construction	\$ 6,643,000	\$ 10,064,656	\$ 10,064,656

SUBCONTRACTORS (Tier III)

Name/Address/Phone # (if available) otherwise enter Trade	MWL Designation	Joint Venture?	Trade	Awarded?	Original Plan Amount \$'s	Current Plan Amount (incl CO's) \$'s	Total Payment to Date \$'s
MWL:							
Elite Ready Mix	L	No	Concrete Ready Mix Supplier	Yes	\$ 1,149,310	\$ 774,257	\$ 774,257
Wild Woman Co	W-ESD	No	Construction Materials	Yes	\$ -	\$ 33,231	\$ 33,231
CFS Steel Co	L	No	Rebar & Wire Mesh Supplier	Yes	\$ 392,385	\$ 492,283	\$ 492,283
Sanzo Ltd Inc	MW-ESD	No	Material Supplier	Yes	\$ -	\$ 25,018	\$ 25,018
NYCON Readimix	M-ESD	No	Concrete Ready Mix Supplier	Yes	\$ -	\$ 472,592	\$ 472,592
B.P. Precise Construction Corp	W	No		62 Yes	\$ -	\$ 561,826	\$ 561,826

If there is no Original Plan then vendors were paid on an as-needed basis or vendors were contracted after the Original Plan

Tier III Grand Total	\$ 1,541,695	\$ 2,359,207	\$ 2,359,207
MWL Tier III Total	\$ 1,541,695	\$ 2,359,207	\$ 2,359,207
Non-MWL Tier III Total	\$ -	\$ -	\$ -
MWL % of Tier II	23%	23%	23%

SCHEDULE OF MINORITY/WOMEN/LOCAL OWNED BUSINESS PARTICIPATION UTILIZATION PLAN

Schedule M3

(No substitutions may be made on this submission except by prior written approval by Owner)

CM Name: Lend Lease	Project: Jerome L. Greene Science Center
Company Name: Five Star Electric Corp	Contract:
Trade: Electrical	Telephone: 718-641-5000
Address: 101-32 101st Street, Ozone Park, NY 11416	Project Start: 1/23/2013
As of Date: 6/30/2024	Project End: In Progress

COMPANY (Tier II)

Name	MWL Designation	Joint Venture?	Trade	Original Plan Amount \$'s	Current Plan Amount (incl CO's) \$'s	Total Payment to Date \$'s
Five Star Electric Corp	NON	No	Electrical	\$ 20,315,665	\$ 20,813,193	\$ 20,179,291

SUBCONTRACTORS (Tier III)

Name/Address/Phone # (if available) otherwise enter Trade	MWL Designation	Joint Venture?	Trade	Awarded?	Original Plan Amount \$'s	Current Plan Amount (incl CO's) \$'s	Total Payment to Date \$'s
MWL:							
Eaton Electric Inc	M-ESD	No	Electrical	Yes	\$ 7,110,483	\$ 1,149,916	\$ 1,149,916
Eastern Electric Corp of New York	MW	No	Electrical	Yes	\$ 1,221,699	\$ 1,221,698	\$ 1,221,698
G-Squared Electric LLC	W	No	Electrical	Yes	\$ 816,981	\$ 816,981	\$ 816,981
LB Electric Supply Co.	W-ESD	No	Supplier	Yes	\$ 276,679	\$ 278,905	\$ 278,905
Montana Datacom	W-ESD	No	Supplier	Yes	\$ 59,246	\$ 94,057	\$ 94,057
				62			

<i>If there is no Original Plan then vendors were paid on an as-needed basis or vendors were contracted after the Original Plan</i>	Tier III Grand Total	\$ 9,485,088	\$ 3,561,557	\$ 3,561,557
	MWL Tier III Total	\$ 9,485,088	\$ 3,561,557	\$ 3,561,557
	Non-MWL Tier III Total	\$ -	\$ -	\$ -
	MWL % of Tier II	47%	17%	18%

SCHEDULE OF MINORITY/WOMEN/LOCAL OWNED BUSINESS PARTICIPATION UTILIZATION PLAN

(No substitutions may be made on this submission except by prior written approval by Owner)

Schedule M3

CM Name:	Lend Lease	Project:	Jerome L. Greene Science Center
Company Name:	Otis Elevator Company	Contract:	
Trade:	Elevators	Telephone:	973-575-3107
Address:	One Odell Plaza, Suite 120, Yonkers, NY 10701	Project Start:	4/20/2012
As of Date:	6/30/2024	Project End:	In Progress

COMPANY (Tier II)						
Name	MWL Designation	Joint Venture?	Trade	Original Plan Amount \$'s	Current Plan Amount (incl CO's) \$'s	Total Payment to Date \$'s
Otis Elevator Company	NON	No	Elevators	\$ 3,900,000	\$ 4,131,223	\$ 4,131,223

SUBCONTRACTORS (Tier III)							
Name/Address/Phone # (if available) otherwise enter Trade	MWL Designation	Joint Venture?	Trade	Awarded?	Original Plan Amount \$'s	Current Plan Amount (incl CO's) \$'s	Total Payment to Date \$'s
MWL: Concept Elevator Group LLC	M-ESD	No	Cab and Entrance Fabrication	Yes	\$ 674,839	\$ 739,014	\$ 739,014
Tier III Grand Total					\$ 674,839	\$ 739,014	\$ 739,014
MWL Tier III Total					\$ 674,839	\$ 739,014	\$ 739,014
Non-MWL Tier III Total					\$ -	\$ -	\$ -
MWL % of Tier II					17%	18%	18%

If there is no Original Plan then vendors were paid on an as-needed basis or vendors were contracted after the Original Plan

Date: 6/30/2024

SCHEDULE OF MINORITY/WOMEN/LOCAL OWNED BUSINESS PARTICIPATION UTILIZATION PLAN

(No substitutions may be made on this submission except by prior written approval by Owner)

Schedule M3

CM Name: Lend Lease	Project: Jerome L. Greene Science Center
Company Name: Island Acoustics	Contract:
Trade: Carpentry	Telephone: 631-234-4500
Address: 518 Johnson Ave Bohemia, NY 11716	Project Start: 3/12/2013
As of Date: 6/30/2024	Project End: In Progress

COMPANY (Tier II)						
Name	MWL Designation	Joint Venture?	Trade	Original Plan Amount \$'s	Current Plan Amount (incl CO's) \$'s	Total Payment to Date \$'s
Island Acoustics	NON	No	Carpentry	\$ 14,250,000	\$ 16,124,752	\$ 16,124,752

SUBCONTRACTORS (Tier III)							
Name/Address/Phone # (if available) otherwise enter Trade	MWL Designation	Joint Venture?	Trade	Awarded?	Original Plan Amount \$'s	Current Plan Amount (incl CO's) \$'s	Total Payment to Date \$'s
MWL:							
CenterSpan	W-ESD	No	Lathing	Yes	\$ 478,896	\$ 450,285	\$ 450,285
Beamstop'r	W	No	Laser Curtains	Yes	\$ -	\$ 197,164	\$ 197,164
Green Depot	W-ESD	No	Materials	Yes	\$ 3,049,535	\$ 1,573,367	\$ 1,573,367
AIW	MW-ESD	No	Manlifts	Yes	\$ 93,600	\$ 86,965	\$ 86,965
Halmark	W-ESD	No	Finishing	Yes	\$ -	\$ 20,226	\$ 20,226
Firestop Solutions	W	No		62 Yes	\$ -	\$ 97,976	\$ 97,976
Tier III Grand Total					\$ 3,622,031	\$ 2,425,983	\$ 2,425,983
MWL Tier III Total					\$ 3,622,031	\$ 2,425,983	\$ 2,425,983
Non-MWL Tier III Total					\$ -	\$ -	\$ -
MWL % of Tier II					25%	15%	15%

If there is no Original Plan then vendors were paid on an as-needed basis or vendors were contracted after the Original Plan

SCHEDULE OF MINORITY/WOMEN/LOCAL OWNED BUSINESS PARTICIPATION UTILIZATION PLAN
(No substitutions may be made on this submission except by prior written approval by Owner)

Schedule M3

CM Name:	Lend Lease	Project:	Jerome L. Greene Science Center
Company Name:	Forest Electric	Contract:	
Trade:	Electrical	Telephone:	212-318-1500
Address:	2 Penn Plaza New York, NY 10121	Project Start:	5/1/2013
As of Date:	6/30/2024	Project End:	In Progress

COMPANY (Tier II)						
Name	MWL Designation	Joint Venture?	Trade	Original Plan Amount \$'s	Current Plan Amount (incl CO's) \$'s	Total Payment to Date \$'s
Forest Electric	NON	No	Electrical	\$ 31,000,000	\$ 36,032,282	\$ 36,032,282

SUBCONTRACTORS (Tier III)							
Name/Address/Phone # (if available) otherwise enter Trade	MWL Designation	Joint Venture?	Trade	Awarded?	Original Plan Amount \$'s	Current Plan Amount (incl CO's) \$'s	Total Payment to Date \$'s
MWL:							
Belle Lighting	M-ESD	No	Lighting Material Supplier	Yes	\$ 9,735,705	\$ 10,481,341	\$ 10,481,341
Dumont Electrical Inc	M-ESD	No	Electrical Material Supplier	Yes	\$ 975	\$ 975	\$ 975
Smith El-DIS Co, Inc	L	No	Electrical Material Supplier	Yes	\$ 4,161	\$ 146,703	\$ 146,703
Turtle & Hughes	W-ESD	No	Electrical Material Supplier	Yes	\$ 80,541	\$ 853,947	\$ 853,947
Act Electrical & Data	W-ESD	No	Electrical Material Supplier	Yes	\$ -	\$ 80,114	\$ 80,114
Montana Datacom	W-ESD	No		62	\$ -	\$ 170,758	\$ 170,758
Atlas Switch Co Inc	W	No	Electrical Material Supplier	Yes	\$ -	\$ 600	\$ 600
LB Electric Supply Co.	W-ESD	No	Electrical Material Supplier	Yes	\$ -	\$ 28,338	\$ 28,338
Tier III Grand Total					\$ 9,821,382	\$ 11,762,776	\$ 11,762,776
MWL Tier III Total					\$ 9,821,382	\$ 11,762,776	\$ 11,762,776
Non-MWL Tier III Total					\$ -	\$ -	\$ -
MWL % of Tier II					32%	33%	33%

If there is no Original Plan then vendors were paid on an as-needed basis or vendors were contracted after the Original Plan

SCHEDULE OF MINORITY/WOMEN/LOCAL OWNED BUSINESS PARTICIPATION UTILIZATION PLAN
(No substitutions may be made on this submission except by prior written approval by Owner)

Schedule M3

CM Name:	Lend Lease	Project:	Jerome L. Greene Science Center
Company Name:	Navillus Tile Inc	Contract:	
Trade:	Masonry	Telephone:	212-750-1808
Address:	575 5th Ave 29th Floor, New York, NY 10017	Project Start:	11/20/2012
As of Date:	6/30/2024	Project End:	In Progress

COMPANY (Tier II)						
Name	MWL Designation	Joint Venture?	Trade	Original Plan Amount \$'s	Current Plan Amount (incl CO's) \$'s	Total Payment to Date \$'s
Navillus Tile Inc	NON	No	Masonry	\$ 6,200,000	\$ 3,695,824	\$ 3,695,824

SUBCONTRACTORS (Tier III)							
Name/Address/Phone # (if available) otherwise enter Trade	MWL Designation	Joint Venture?	Trade	Awarded?	Original Plan Amount \$'s	Current Plan Amount (incl CO's) \$'s	Total Payment to Date \$'s
MWL:							
CD Construction & Design	M-ESD	No	Masonry Supply	Yes	\$ 500,000	\$ 322,323	\$ 322,323
CFS Steel Co	L	No	Rebar Supplier	Yes	\$ 40,000	\$ 32,855	\$ 32,855
Blue Works Inc	M-ESD	No	Drafting	Yes	\$ 10,000	\$ 10,438	\$ 10,438
Casa Redimix	L	No	Concrete	Yes	\$ 10,000	\$ 5,769	\$ 5,769
			62				
Tier III Grand Total					\$ 560,000	\$ 371,385	\$ 371,385
MWL Tier III Total					\$ 560,000	\$ 371,385	\$ 371,385
Non-MWL Tier III Total					\$ -	\$ -	\$ -
MWL % of Tier III					9%	10%	10%

If there is no Original Plan then vendors were paid on an as-needed basis or vendors were contracted after the Original Plan

SCHEDULE OF MINORITY/WOMEN/LOCAL OWNED BUSINESS PARTICIPATION UTILIZATION PLAN

Schedule M3

(No substitutions may be made on this submission except by prior written approval by Owner)

CM Name: Lend Lease
Company Name: Champion Metal & Glass Inc
Trade: Ornamental Metal
Address: 130 Motor Parkway, Hauppauge, NY 11788
As of Date: 6/30/2024

Project: Jerome L. Greene Science Center
Contract:
Telephone: 631-254-2560
Project End: In Progress

Table with 7 columns: Name, MWL Designation, Joint Venture?, Trade, Original Plan Amount, Current Plan Amount, Total Payment to Date. Contains one row for Champion Metal & Glass Inc.

Table with 8 columns: Name/Address/Phone #, MWL Designation, Joint Venture?, Trade, Awarded?, Original Plan Amount, Current Plan Amount, Total Payment to Date. Contains one row for The Steel Supply Co Inc and several empty rows.

Summary table with 4 columns: Category, Original Plan Amount, Current Plan Amount, Total Payment to Date. Totals for Tier III, MWL Tier III, Non-MWL Tier III, and MWL % of Tier II.

SCHEDULE OF MINORITY/WOMEN/LOCAL OWNED BUSINESS PARTICIPATION UTILIZATION PLAN

(No substitutions may be made on this submission except by prior written approval by Owner)

Schedule M3

CM Name: Lend Lease			
Company Name: Modulo 3 Corporation DBA Unifor		Project: Jerome L. Greene Science Center	
Trade: Glass and Glazing		Contract:	
Address: 149 Fifth Avenue, New York NY 10010		Telephone: 212-673-3434	
As of Date: 6/30/2024		Project Start: 2/28/2011	Project End: In Progress

COMPANY (Tier II)						
Name	MWL Designation	Joint Venture?	Trade	Original Plan Amount \$'s	Current Plan Amount (incl CO's) \$'s	Total Payment to Date \$'s
Modulo 3 Corporation DBA Unifor	NON	No	Glass and Glazing	\$ 5,167,874	\$ 4,975,517	\$ 4,975,517

SUBCONTRACTORS (Tier III)							
Name/Address/Phone # (if available) otherwise enter Trade	MWL Designation	Joint Venture?	Trade	Awarded?	Original Plan Amount \$'s	Current Plan Amount (incl CO's) \$'s	Total Payment to Date \$'s
MWL:							
All State Office Furniture Technicians	M	No	Delivery and Installation	Yes	\$ 875,000	\$ 1,357,069	\$ 1,357,069
NON:							
Workplace Installation Group	NON	No	Delivery and Installation	Yes	\$ 138,260	\$ 138,260	\$ 138,260
TGI Installation	NON	No	Delivery and Installation	Yes	\$ 54,958	\$ 38,192	\$ 38,192
				62			

<i>If there is no Original Plan then vendors were paid on an as-needed basis or vendors were contracted after the Original Plan</i>					Tier III Grand Total	\$ 1,068,218	\$ 1,533,521	\$ 1,533,521
					MWL Tier III Total	\$ 875,000	\$ 1,357,069	\$ 1,357,069
					Non-MWL Tier III Total	\$ 193,218	\$ 176,452	\$ 176,452
					MWL % of Tier III	17%	27%	27%

GC/CM:	Lend Lease
Date Range:	4/1/2024 - 6/30/2024
As of :	45530

Jerome L. Greene Science Center SCHEDULE OF WORKFORCE PARTICIPATION

Tier	Contractor									Total MWL			Non-MWL			Total Hours			Headcount		
		Hrs	% ¹	Hrs	% ¹	Hrs	% ¹	Hrs	% ¹	Hrs	% ¹	Hrs	% ¹	Hrs	% ¹	Hrs	#	% ¹	#	% ¹	#
Tier I (Direct)	Lend Lease US Construction LMB Construction Management	0	0%	0	0%	0	0%	0	0%	0	0%	0	0%	0	0%	0	0	0%	0	0%	0
Tier II	Bauerschmidt & Sons Millwork	0	0%	0	0%	0	0%	0	0%	0	0%	0	0%	0	0%	0	0	0%	0	0%	0
	B&G Electric Electrical	0	0%	0	0%	0	0%	0	0%	0	0%	0	0%	0	0%	0	0	0%	0	0%	0
	Cardoza Plumbing Corp Plumbing	0	0%	0	0%	0	0%	0	0%	0	0%	0	0%	0	0%	0	0	0%	0	0%	0
	Champion Metal and Glass Ornamental Metal, Glass & Glazing	0	0%	0	0%	0	0%	0	0%	0	0%	0	0%	0	0%	0	0	0%	0	0%	0
	Cives Corp Superstructure Steel	0	0%	0	0%	0	0%	0	0%	0	0%	0	0%	0	0%	0	0	0%	0	0%	0
	Creative Construction Services Safety Equipment	0	0%	0	0%	0	0%	0	0%	0	0%	0	0%	0	0%	0	0	0%	0	0%	0
	Eagle One Roofing Contractors Inc Roofing	0	0%	0	0%	0	0%	0	0%	0	0%	0	0%	0	0%	0	0	0%	0	0%	0
	Elite Interiors Inc Drywall, Resilient Flooring & Base	0	0%	0	0%	0	0%	0	0%	0	0%	0	0%	0	0%	0	0	0%	0	0%	0
	Fine Painting & Decorating Company Inc Painting & Instrumentation	0	0%	0	0%	0	0%	0	0%	0	0%	0	0%	0	0%	0	0	0%	0	0%	0
	Five Star Electrical Electrical	0	0%	0	0%	0	0%	0	0%	0	0%	0	0%	0	0%	0	0	0%	0	0%	0
	Forest Electric Electrical	0	0%	0	0%	0	0%	0	0%	0	0%	0	0%	0	0%	0	0	0%	0	0%	0
	Fresh Meadow HVAC Systems	0	0%	0	0%	0	0%	0	0%	0	0%	0	0%	0	0%	0	0	0%	0	0%	0
	Hi Tech Data Raised Access Flooring	0	0%	0	0%	0	0%	0	0%	0	0%	0	0%	0	0%	0	0	0%	0	0%	0
	Island Acoustics Acoustics	0	0%	0	0%	0	0%	0	0%	0	0%	0	0%	0	0%	0	0	0%	0	0%	0
	Jantile Inc Ceramic Tile	0	0%	0	0%	0	0%	0	0%	0	0%	0	0%	0	0%	0	0	0%	0	0%	0
	Metropolitan Enterprises Scaffolding	0	0%	0	0%	0	0%	0	0%	0	0%	0	0%	0	0%	0	0	0%	0	0%	0
	Morell Brown Corp Fireproofing	0	0%	0	0%	0	0%	0	0%	0	0%	0	0%	0	0%	0	0	0%	0	0%	0
	Navillus Contracting Masonry	0	0%	0	0%	0	0%	0	0%	0	0%	0	0%	0	0%	0	0	0%	0	0%	0
	Nets That Work Safety Equipment	0	0%	0	0%	0	0%	0	0%	0	0%	0	0%	0	0%	0	0	0%	0	0%	0
	Otis Elevators Elevators	0	0%	0	0%	0	0%	0	0%	0	0%	0	0%	0	0%	0	0	0%	0	0%	0
	Platinum Terrazzo Inc Ceramic Tile	0	0%	0	0%	0	0%	0	0%	0	0%	0	0%	0	0%	0	0	0%	0	0%	0
	Rael Automatic Sprinkler Dewatering	0	0%	0	0%	0	0%	0	0%	0	0%	0	0%	0	0%	0	0	0%	0	0%	0
	RCC Concrete Corp Above Grade Concrete	0	0%	0	0%	0	0%	0	0%	0	0%	0	0%	0	0%	0	0	0%	0	0%	0
	Siemens HVAC Systems	0	0%	0	0%	0	0%	0	0%	0	0%	0	0%	0	0%	0	0	0%	0	0%	0
	Unifor Hoist	0	0%	0	0%	0	0%	0	0%	0	0%	0	0%	0	0%	0	0	0%	0	0%	0
	Universal Builders Supply Hoist	0	0%	0	0%	0	0%	0	0%	0	0%	0	0%	0	0%	0	0	0%	0	0%	0
	Walters LLC Metal Stairs	0	0%	0	0%	0	0%	0	0%	0	0%	0	0%	0	0%	0	0	0%	0	0%	0
	WDF Piping/Sheetmetal	0	0%	0	0%	0	0%	0	0%	0	0%	0	0%	0	0%	0	0	0%	0	0%	0
Total Hours		0		62		0		0		0		0		0		0	0		0		0
Overall % of Total		0%		0%		0%		0%		0%		0%		0%		0%	0%		0%		0%

* Denotes active contractors

¹ Denotes percentages of the individual MWL designation to the total workforce hours or total headcount

EPA Clean Diesel

SCHEDULE OF MINORITY/WOMEN/LOCAL OWNED BUSINESS PARTICIPATION UTILIZATION PLAN

(No substitutions may be made on this submission except by prior written approval by Owner)

Owner Name: Columbia University	Project: EPA Clean Diesel
Address: 410 West 118th Street, NY, NY 10027	Telephone:
As of Date: 6/30/2024	Project Start: 5/1/2009 Project End: Work Completed 11/2011

OWNER						
Name	MWL Designation	Joint Venture?	Trade	Original Plan Amount \$'s	Current Plan Amount (incl CO's) \$'s	Total Payment to Date \$'s
Columbia University	NON	No	Owner			\$ 613,907

DIRECT SPEND VENDORS (Tier I)							
Name/Address/Phone # (if available) otherwise enter Trade	MWL Designation	Joint Venture?	Trade	Awarded?	Original Plan Amount \$'s	Current Plan Amount (incl CO's) \$'s	Total Payment to Date \$'s
NON:							
Arpielle Equipment	NON	No	Equipment Supplier	Yes	\$ 35,355	\$ 35,355	\$ 35,355
Edward Ehrbar	NON	No	Equipment Supplier	Yes	\$ -	\$ 71,294	\$ 71,294
Foley	NON	No	Equipment Supplier	Yes	\$ 73,733	\$ 93,733	\$ 93,733
H O Penn Machinery	NON	No	Equipment Supplier	Yes	\$ 75,160	\$ 105,202	\$ 105,202
Kalbro	NON	No	Equipment Supplier	Yes	\$ 478,462	\$ 308,323	\$ 308,323
				62			

If there is no Original Plan then vendors were paid on an as-needed basis or vendors were contracted after the Original Plan

Direct Spend Grand Total	\$ 662,710	\$ 613,907	\$ 613,907
MWL Direct Spend Total	\$ -	\$ -	\$ -
Non-MWL Direct Spend Total	\$ 662,710	\$ 613,907	\$ 613,907
MWL % of Total	0%	0%	0%

Open Space

SCHEDULE OF MINORITY/WOMEN/LOCAL OWNED BUSINESS PARTICIPATION UTILIZATION PLAN

(No substitutions may be made on this submission except by prior written approval by Owner)

Schedule M1

Owner Name: Columbia University	Project: Open Space
Address: 410 West 118th Street, NY, NY 10027	Telephone:
As of Date: 6/30/2024	Project Start: 7/10/2013
	Project End: In Progress

OWNER						
Name	MWL Designation	Joint Venture?	Trade	Original Plan Amount \$'s	Current Plan Amount (incl CO's) \$'s	Total Payment to Date \$'s
Columbia University	NON	No	Owner			\$ 52,276

DIRECT SPEND VENDORS (Tier I)							
Name/Address/Phone # (if available) otherwise enter Trade	MWL Designation	Joint Venture?	Trade	Awarded?	Original Plan Amount \$'s	Current Plan Amount (incl CO's) \$'s	Total Payment to Date \$'s
MWL:							
Clark & Wilkins Industries Inc	L	No	Printing Service	Yes	\$ -	\$ 22,900	\$ 22,900
Crown Sign Systems	W-ESD	No	Signage	Yes	\$ -	\$ 11,675	\$ 11,675
Doumas Electric Inc	L	No	Electrical	Yes	\$ -	\$ 34	\$ 34
Green Girl Printing and Messenger Inc	W	No	Printing Service	Yes	\$ -	\$ 14,838	\$ 14,838
MFM Contracting Corp	L	No	Telecommunications Conduit Installation	Yes	\$ -	\$ 1,365	\$ 1,365
Scrub Clean Maintenance Corp	MWL-ESD	No	Cleaning	Yes	\$ -	\$ 621	\$ 621
The Sign Works Inc	W	No	62	Yes	\$ -	\$ 16	\$ 16
Watsons Plumbing and Heating	L	No	Plumbing	Yes	\$ -	\$ 63	\$ 63
NON:							
SOS Locksmith Corp	NON	No	Doors & Windows	Yes	\$ -	\$ 13	\$ 13
StarCom Communications Service	NON	No	Telecommunication	Yes	\$ -	\$ 751	\$ 751

If there is no Original Plan then vendors were paid on an as-needed basis or vendors were contracted after the Original Plan

Direct Spend Grand Total	\$ -	\$ 52,276	\$ 52,276
MWL Direct Spend Total	\$ -	\$ 51,512	\$ 51,512
Non-MWL Direct Spend Total	\$ -	\$ 764	\$ 764
MWL % of Total	0%	99%	99%

Date: 6/30/2024

SCHEDULE OF MINORITY/WOMEN/LOCAL OWNED BUSINESS PARTICIPATION UTILIZATION PLAN

Schedule M1

(No substitutions may be made on this submission except by prior written approval by Owner)

Owner Name:	Columbia University	Project:	Open Space
Address:	410 West 118th Street, NY, NY 10027	Telephone:	
As of Date:	6/30/2024	Project Start:	7/10/2013
		Project End:	In Progress

OWNER						
Name	MWL Designation	Joint Venture?	Trade	Original Plan Amount \$'s	Current Plan Amount (incl CO's) \$'s	Total Payment to Date \$'s
Columbia University	NON	No	Owner			\$ 16,892,219

DIRECT SPEND VENDORS (Tier I)							
Name/Address/Phone # (if available) otherwise enter Trade	MWL Designation	Joint Venture?	Trade	Awarded?	Original Plan Amount \$'s	Current Plan Amount (incl CO's) \$'s	Total Payment to Date \$'s
NON:							
Lend Lease US Construction LMB	NON	No	Construction	Yes	\$ 1,047,159	\$ 16,892,219	\$ 16,892,219

If there is no Original Plan then vendors were paid on an as-needed basis or vendors were contracted after the Original Plan

Direct Spend Grand Total	\$ 1,047,159	\$ 16,892,219	\$ 16,892,219
MWL Direct Spend Total	\$ -	\$ -	\$ -
Non-MWL Direct Spend Total	\$ 1,047,159	\$ 16,892,219	\$ 16,892,219
MWL % of Total	0%	0%	0%

Date: 6/30/2024

SCHEDULE OF MINORITY/WOMEN/LOCAL OWNED BUSINESS PARTICIPATION UTILIZATION PLAN

(No substitutions may be made on this submission except by prior written approval by Owner)

Schedule M2

Company Name:	Lend Lease	Project:	Open Space
Trade:	Construction Management	Contract:	
Address:	622 West 132nd, 2nd fl, New York, NY 10027	Telephone:	212-939-9580
As of Date:	6/30/2024	Project Start:	7/10/2013
		Project End:	In Progress

COMPANY (Tier I)						
Name	MWL Designation	Joint Venture?	Trade	Original Plan Amount \$'s	Current Plan Amount (incl CO's) \$'s	Total Payment to Date \$'s
Lend Lease US Construction LMB	NON	No	Construction Management	\$ 1,047,159	\$ 16,892,219	\$ 16,892,219

SUBCONTRACTORS (Tier II)								
Name/Address/Phone # (if available) otherwise enter Trade	MWL Designation	Joint Venture?	Trade	Awarded?	Original Plan Amount \$'s	Current Plan Amount (incl CO's) \$'s	Total Payment to Date \$'s	
MWL:								
Cassone Leasing Inc	W-ESD	No	Security	Yes	\$ -	\$ 15	\$ 15	
Creative Construction	M-ESD	No	Drywall	Yes	\$ -	\$ 2,412	\$ 2,412	
Eddington Security Inc	MW-ESD	No	Security	Yes	\$ -	\$ 54,195	\$ 54,195	
EJ/Egg Electric JV - (Egg Electric Inc)	W-ESD	Yes	Electrical	Yes	\$ -	\$ 2,163	\$ 2,163	
EJ/Egg Electric JV - (Egg Electric Inc)	W-ESD	Yes	Street Structures	Yes	\$ -	\$ 342	\$ 342	
Elite Interiors Systems Inc	L	No		Yes	\$ -	\$ 161	\$ 161	
Elite Interiors Systems Inc	L	No	Drywall	Yes	\$ -	\$ 224	\$ 224	
Fine Painting & Decorating Company Inc	M-ESD	No	Paint & Coatings	Yes	\$ -	\$ 166	\$ 166	
Johnson Security Bureau Inc	MWL-ESD	No	Security	Yes	\$ -	\$ 60,531	\$ 60,531	
MFM Contracting Corp	L	No	Sitework	Yes	\$ -	\$ 17,664	\$ 17,664	
MFM Contracting Corp	L	No	Foundation Concrete	Yes	\$ -	\$ 11,016	\$ 11,016	
The McKissack Group Inc	MWL-ESD	No	Construction Management	Yes	\$ -	\$ 60,799	\$ 60,799	
NON:								
ASR Electrical Contracting Inc	NON	No	Electrical	Yes	\$ -	\$ 1,116,585	\$ 1,116,585	
Eagle One Roofing Contractors Inc	NON	No	Roofing	Yes	\$ 1,007,250	\$ 1,169,639	\$ 1,169,639	
EJ/Egg Electric JV - (EJ Electric)	NON	Yes	Electrical	Yes	\$ -	\$ 3,244	\$ 3,244	
EJ/Egg Electric JV - (EJ Electric)	NON	Yes	Street Structures	Yes	\$ -	\$ 513	\$ 513	
Elite Floors Inc	NON	No	Resilient Flooring & Base	Yes	\$ -	\$ 695	\$ 695	
Intricate Construction	NON	No	Sitework	Yes	\$ -	\$ 8,923,762	\$ 8,923,762	
Island Acoustics	NON	No	Drywall	Yes	\$ -	\$ 2,195	\$ 2,195	
RCC Concrete Corp	NON	No	Above Grade Concrete	Yes	\$ -	\$ 992,502	\$ 992,502	
Siemens Industry Inc	NON	No	HVAC Systems	Yes	\$ -	\$ 939	\$ 939	
Skanska	NON	No	Sitework	Yes	\$ -	\$ 91,219	\$ 91,219	
Skanska	NON	No	Street Structures	Yes	\$ -	\$ 57,137	\$ 57,137	
Steven Dubner Landscaping Inc	NON	No	Lawns & Planting	Yes	\$ -	\$ 1,448,920	\$ 1,448,920	
True North Surveying LLC	NON	No	Surveying	Yes	\$ -	\$ 9,450	\$ 9,450	
WDF Inc	NON	No	HVAC Systems	Yes	\$ -	\$ 6,727	\$ 6,727	
					Tier II Grand Total	\$ 1,007,250	\$ 14,033,215	\$ 14,033,215
					MWL Tier II Total	\$ -	\$ 209,688	\$ 209,688
					Non-MWL Tier II Total	\$ 1,007,250	\$ 13,823,527	\$ 13,823,527
					MWL % of Tier II	0%	1%	1%

If there is no Original Plan then vendors were paid on an as-needed basis or vendors were contracted after the Original Plan

Date: 6/30/2024

SCHEDULE OF MINORITY/WOMEN/LOCAL OWNED BUSINESS PARTICIPATION UTILIZATION PLAN

(No substitutions may be made on this submission except by prior written approval by Owner)

CM Name:	Lend Lease	Project:	Open Space
Company Name:	Intricate Construction	Contract:	
Trade:	Site Work	Telephone:	914-769-1200
Address:	450 Commerce St, Hawthorne, NY 10532	Project Start:	7/10/2013
As of Date:	6/30/2024	Project End:	In Progress

COMPANY (Tier II)						
Name	MWL Designation	Joint Venture?	Trade	Original Plan Amount \$'s	Current Plan Amount (incl CO's) \$'s	Total Payment to Date \$'s
Intricate Construction	NON	No	Site Work	\$ 7,650,000	\$ 8,923,762	\$ 8,923,762

SUBCONTRACTORS (Tier III)							
Name/Address/Phone # (if available) otherwise enter Trade	MWL Designation	Joint Venture?	Trade	Awarded?	Original Plan Amount \$'s	Current Plan Amount (incl CO's) \$'s	Total Payment to Date \$'s
MWL:							
Gateway Demo/Civil Corp	M-ESD	No	Demolition	Yes	\$ 100,000	\$ 159,797	\$ 159,797
Rizzo Environmental Services Corp	W-ESD	No	Containers	Yes	\$ 50,000	\$ 19,125	\$ 19,125
Blackridge Construction LLC	M-ESD	No	Trucking	Yes	\$ 50,000	\$ 40,398	\$ 40,398
Cardoza Plumbing	M-ESD	No	Plumbing	Yes	\$ 680,000	\$ 713,952	\$ 713,952
Miller Druck Specialty Contracting	W-ESD	No	F&I Natural Stone	Yes	\$ 225,000	\$ 219,601	\$ 219,601
Casa Redimix	L	No		Yes	\$ 200,000	\$ 287,200	\$ 287,200
Westchester Metal Works Inc	W	No	F&I Metal Deck Fence	Yes	\$ 220,000	\$ 309,365	\$ 309,365
Tier III Grand Total					\$ 1,525,000	\$ 1,749,438	\$ 1,749,438
MWL Tier III Total					\$ 1,525,000	\$ 1,749,438	\$ 1,749,438
Non-MWL Tier III Total					\$ -	\$ -	\$ -
MWL % of Tier II					20%	20%	20%

If there is no Original Plan then vendors were paid on an as-needed basis or vendors were contracted after the Original Plan

GC/CM:	Lend Lease
Date Range:	8/1/2008 - 6/30/2024
As of :	45530

Open Space SCHEDULE OF WORKFORCE PARTICIPATION

Tier	Contractor									Total MWL			Non-MWL			Total Hours			Headcount								
		M		W		L		MW		ML		WL		MWL		Total MWL		Non-MWL		Total Hours		Total MWL		Non-MWL		Total	
		Hrs	% ¹	Hrs	% ¹	Hrs	% ¹	Hrs	% ¹	Hrs	% ¹	Hrs	% ¹	Hrs	% ¹	Hrs	% ¹	Hrs	% ¹	Hrs	#	% ¹	#	% ¹	#		
Tier II	Intricate Construction Inc Sitework	15,339	47%	0	0%	0	0%	0	0%	280	1%	0	0%	0	0%	15,619	48%	16,939	52%	32,557	68	47%	76	53%	144		
	MFM Contracting Corp Utilities	2,195	59%	0	0%	0	0%	0	0%	0	0%	0	0%	0	0%	2,195	59%	1,500	41%	3,695	11	48%	12	52%	23		
	Steven Dubner Lawns & Planting	1,587	100%	0	0%	0	0%	0	0%	0	0%	0	0%	0	0%	1,587	100%	0	0%	1,587	22	100%	0	0%	22		
Total Hours		19,121		0		0		0		280		0		0		19,401		18,438		37,839	101		88		189		
Overall % of Total		51%		###		0%		0%		1%		0%		0%		51%		49%		100%	53%		47%		100%		

* Denotes active contractors

¹ Denotes percentages of the individual MWL designation to the total workforce hours or total headcount

Contractor	Start	End
Intricate Construction	7/11/2010	1/30/2018
MFM Contracting Corp	2/4/2010	1/30/2018
Steven Dubner	8/2/2016	1/30/2018

GC/CM:	Lend Lease
Date Range:	4/1/2024 - 6/30/2024
As of :	45530

Open Space SCHEDULE OF WORKFORCE PARTICIPATION

Tier	Contractor									Headcount																									
		M		W		L		MW		ML		WL		MWL		Total MWL			Non-MWL			Total Hours			Total MWL			Non-MWL			Total				
		Hrs	% ¹	Hrs	% ¹	Hrs	% ¹	Hrs	% ¹	Hrs	% ¹	Hrs	% ¹	Hrs	% ¹	Hrs	% ¹	Hrs	% ¹	Hrs	% ¹	Hrs	% ¹	Hrs	% ¹	Hrs	% ¹	#	% ¹	#	% ¹	#	% ¹		
Tier II	Intricate Construction	0	0%	0	0%	0	0%	0	0%	0	0%	0	0%	0	0%	0	0%	0	0%	0	0%	0	0%	0	0%	0	0%	0	0%	0	0%	0	0%	0	0%
	Sitework	0	0%	0	0%	0	0%	0	0%	0	0%	0	0%	0	0%	0	0%	0	0%	0	0%	0	0%	0	0%	0	0%	0	0%	0	0%	0	0%	0	0%
	MFM Contracting Corp	0	0%	0	0%	0	0%	0	0%	0	0%	0	0%	0	0%	0	0%	0	0%	0	0%	0	0%	0	0%	0	0%	0	0%	0	0%	0	0%	0	0%
	Utilities	0	0%	0	0%	0	0%	0	0%	0	0%	0	0%	0	0%	0	0%	0	0%	0	0%	0	0%	0	0%	0	0%	0	0%	0	0%	0	0%	0	0%
	Steven Dubner	0	0%	0	0%	0	0%	0	0%	0	0%	0	0%	0	0%	0	0%	0	0%	0	0%	0	0%	0	0%	0	0%	0	0%	0	0%	0	0%	0	0%
	Lawns & Planting	0	0%	0	0%	0	0%	0	0%	0	0%	0	0%	0	0%	0	0%	0	0%	0	0%	0	0%	0	0%	0	0%	0	0%	0	0%	0	0%	0	0%
Total Hours		0		0		0		0		0		0		0		0		0		0		0		0		0		0		0		0		0	
Overall % of Total		0%		0%		0%		0%		0%		0%		0%		0%		0%		0%		0%		0%		0%		0%		0%		0%		0%	

* Denotes active contractors

¹ Denotes percentages of the individual MWL designation to the total workforce hours or total headcount

Lenfest

SCHEDULE OF MINORITY/WOMEN/LOCAL OWNED BUSINESS PARTICIPATION UTILIZATION PLAN

Schedule M1

(No substitutions may be made on this submission except by prior written approval by Owner)

Owner Name:	Columbia University	Project: Lenfest
Address:	410 West 118th Street, NY, NY 10027	Telephone:
As of Date:	6/30/2024	Project Start: 12/1/2013
		Project End: In Progress

OWNER						
Name	MWL Designation	Joint Venture?	Trade	Original Plan Amount \$'s	Current Plan Amount (incl CO's) \$'s	Total Payment to Date \$'s
Columbia University	NON	No	Owner			\$ 894,142

DIRECT SPEND VENDORS (Tier I)							
Name/Address/Phone # (if available) otherwise enter Trade	MWL Designation	Joint Venture?	Trade	Awarded?	Original Plan Amount \$'s	Current Plan Amount (incl CO's) \$'s	Total Payment to Date \$'s
MWL:							
CitiStructure	M-ESD	No	Signage	Yes	\$ -	\$ 60,085	\$ 60,085
Doumas Electric Inc	L	No	Electrical	Yes	\$ -	\$ 123	\$ 123
Green Girl Printing and Messenger Inc	W	No	Printing Service	Yes	\$ -	\$ 59,865	\$ 59,865
Izzo Construction	WL-ESD	No	General Contractor	Yes	\$ -	\$ 38,995	\$ 38,995
MFM Contracting Corp	L	No	Telecommunications Conduit Installation	Yes	\$ -	\$ 7,971	\$ 7,971
Scrub Clean Maintenance Corp	MWL-ESD	No	Cleaning	Yes	\$ -	\$ 2,221	\$ 2,221
Gamma Cleaning Concepts Inc	MW-ESD	No		Yes	\$ -	\$ 23,194	\$ 23,194
The Sign Works Inc	W	No	Signage	Yes	\$ -	\$ 57	\$ 57
Watsons Plumbing and Heating	L	No	Plumbing	Yes	\$ -	\$ 226	\$ 226
NON:							
Advance Relocation & Storage	NON	No	General Contractor	Yes	\$ -	\$ 8,858	\$ 8,858
275 Technology Solutions dba Safeway Fire & Protection Company	NON	No	Safeway Fire - Monitoring	Yes	\$ -	\$ 2,526	\$ 2,526
Barbizon Elec Co Inc	NON	No	Materials & Equipment	Yes	\$ -	\$ 278,680	\$ 278,680
Bear	NON	No	AV/Cable/Telecom	Yes	\$ -	\$ 25,188	\$ 25,188
From the Source	NON	No	Furniture	Yes	\$ -	\$ 8,410	\$ 8,410
Siemens Industry Inc	NON	No	HVAC	Yes	\$ -	\$ 1,233	\$ 1,233
SOS Locksmith Corp	NON	No	Doors & Windows	Yes	\$ -	\$ 46	\$ 46
Staging Concepts Acquisition	NON	No	Materials & Equipment	Yes	\$ -	\$ 138,907	\$ 138,907
StarCom Communications Service	NON	No	Telecommunication	Yes	\$ -	\$ 2,682	\$ 2,682
Temporary Walls Incorporated	NON	No	Materials & Equipment	Yes	\$ -	\$ 199,756	\$ 199,756
United Rentals North America Inc	NON	No	Materials & Equipment	Yes	\$ -	\$ 35,119	\$ 35,119

If there is no Original Plan then vendors were paid on an as-needed basis or vendors were contracted after the Original Plan

Direct Spend Grand Total	\$ -	\$ 894,142	\$ 894,142
MWL Direct Spend Total	\$ -	\$ 192,737	\$ 192,737
Non-MWL Direct Spend Total	\$ -	\$ 701,405	\$ 701,405
MWL % of Total	0%	22%	22%

Date: 6/30/2024

SCHEDULE OF MINORITY/WOMEN/LOCAL OWNED BUSINESS PARTICIPATION UTILIZATION PLAN

Schedule M1

(No substitutions may be made on this submission except by prior written approval by Owner)

Owner Name: Columbia University	Project: Lenfest
Address: 410 West 118th Street, NY, NY 10027	Telephone:
As of Date: 6/30/2024	Project Start: 12/1/2013
	Project End: In Progress

OWNER						
Name	MWL Designation	Joint Venture?	Trade	Original Plan Amount \$'s	Current Plan Amount (incl CO's) \$'s	Total Payment to Date \$'s
Columbia University	NON	No	Owner			\$ 71,348,069

DIRECT SPEND VENDORS (Tier I)							
Name/Address/Phone # (if available) otherwise enter Trade	MWL Designation	Joint Venture?	Trade	Awarded?	Original Plan Amount \$'s	Current Plan Amount (incl CO's) \$'s	Total Payment to Date \$'s
NON:							
Lend Lease US Construction LMB	NON	No	Construction	Yes	\$ -	\$ 81,965,260	\$ 71,348,069
				62			

If there is no Original Plan then vendors were paid on an as-needed basis or vendors were contracted after the Original Plan

Direct Spend Grand Total	\$ -	\$ 81,965,260	\$ 71,348,069
MWL Direct Spend Total	\$ -	\$ -	\$ -
Non-MWL Direct Spend Total	\$ -	\$ 81,965,260	\$ 71,348,069
MWL % of Total	0%	0%	0%

Date: 6/30/2024

SCHEDULE OF MINORITY/WOMEN/LOCAL OWNED BUSINESS PARTICIPATION UTILIZATION PLAN

(No substitutions may be made on this submission except by prior written approval by Owner)

Schedule M2

Company Name:	Lend Lease	Project:	Lenfest
Trade:	Construction Management	Contract:	
Address:	622 West 132nd, 2nd fl, New York, NY 10027	Telephone:	212-939-9580
As of Date:	6/30/2024	Project Start:	12/1/2013
		Project End:	In Progress

COMPANY (Tier I)						
Name	MWL Designation	Joint Venture?	Trade	Original Plan Amount \$'s	Current Plan Amount (incl CO's) \$'s	Total Payment to Date \$'s
Lend Lease US Construction LMB	NON	No	Construction Management	\$ -	\$ 81,965,260	\$ 71,348,069

SUBCONTRACTORS (Tier II)							
Name/Address/Phone # (if available) otherwise enter Trade	MWL Designation	Joint Venture?	Trade	Awarded?	Original Plan Amount \$'s	Current Plan Amount (incl CO's) \$'s	Total Payment to Date \$'s
MWL:							
3L & Company Inc	W-ESD	No	Ceramic Tile	Yes	\$ -	\$ 183,880	\$ 183,880
Commodore Construction Corporation	W-ESD	No	Masonry	Yes	\$ -	\$ 162,261	\$ 162,261
Creative Construction	M-ESD	No	Safety Equipment	Yes	\$ -	\$ 349,861	\$ 349,861
Creative Construction	M-ESD	No	Drywall	Yes	\$ -	\$ 14,074	\$ 14,074
Creative Construction	M-ESD	No	Drywall	Yes	\$ -	\$ 50,000	\$ 50,000
Crown Sign Systems Inc	W-ESD	No		Yes	\$ -	\$ 105,688	\$ 105,688
Eddington Security Inc	MW-ESD	No	Security	Yes	\$ -	\$ 226,668	\$ 226,668
EJ/Egg Electric JV - (Egg Electric Inc)	W-ESD	Yes	Electrical	Yes	\$ -	\$ 243,028	\$ 243,028
EJ/Egg Electric JV - (Egg Electric Inc)	W-ESD	Yes	Electrical	Yes	\$ -	\$ 2,737	\$ 2,737
EJ/Egg Electric JV - (Egg Electric Inc)	W-ESD	Yes	Street Structures	Yes	\$ -	\$ 1,223	\$ 1,223
Elite Interiors Systems Inc	L	No	Resilient Flooring & Base	Yes	\$ -	\$ 941	\$ 941
Elite Interiors Systems Inc	L	No	Drywall	Yes	\$ -	\$ 369	\$ 369
Fine Painting & Decorating Company Inc	M-ESD	No	Painting & Instrumentation	Yes	\$ -	\$ 701,939	\$ 701,939
Fine Painting & Decorating Company Inc	M-ESD	No	Paint & Coatings	Yes	\$ -	\$ 402,380	\$ 402,380
Giachetti Plumbing	L	No	Plumbing	Yes	\$ -	\$ 1,161,884	\$ 1,161,884
Johnson Security Bureau Inc	MWL-ESD	No	Security	Yes	\$ -	\$ 279,886	\$ 279,886
Metropolitan Enterprises Inc	M	No	Scaffolding	Yes	\$ -	\$ 229,918	\$ 229,918
MFM Contracting Corp	L	No	Utilities	Yes	\$ -	\$ 322,007	\$ 322,007
MFM Contracting Corp	L	No	Electrical	Yes	\$ -	\$ 5,650	\$ 5,650
Sirina Fire Protection Corp	M-ESD	No	Fire Protection Systems	Yes	\$ -	\$ 787,911	\$ 787,911
The McKissack Group Inc	MWL-ESD	No	Construction Management	Yes	\$ -	\$ 1,231,117	\$ 1,231,117
Westchester Metal Works Inc	W	No	Metal Stairs	Yes	\$ -	\$ 703,000	\$ 703,000
Westchester Metal Works Inc	W	No	Miscellaneous Metal	Yes	\$ -	\$ 1,848,673	\$ 1,848,673
NON:							
A Liss & Company Inc	NON	No	Toilet Partitions & Screens	Yes	\$ -	\$ 38,780	\$ 38,780
ASR Electrical Contracting Inc	NON	No	Electrical	Yes	\$ -	\$ 11,338,958	\$ 11,338,958
Champion Metal & Glass Inc	NON	No	Glass & Glazing	Yes	\$ -	\$ 459,760	\$ 459,760
Champion Metal & Glass Inc	NON	No	Snorkel	Yes	\$ -	\$ 90,000	\$ 90,000
Champion Metal & Glass Inc	NON	No	Millwork	Yes	\$ -	\$ 45,924	\$ 45,924
Cives Corp	NON	No	Superstructure Steel	Yes	\$ -	\$ 11,334,322	\$ 11,334,322
Commodore Construction Corporation	NON	No	Masonry	Yes	\$ -	\$ 1,639	\$ 1,639
Eagle One Roofing Contractors Inc	NON	No	Waterproofing & Roofing	Yes	\$ -	\$ 452,211	\$ 452,211
Eagle Scaffolding Services Inc	NON	No	Scaffolding	Yes	\$ -	\$ 254,924	\$ 254,924
EJ/Egg Electric JV - (Egg Electric Inc)	NON	Yes	Electrical	Yes	\$ -	\$ 364,543	\$ 364,543
EJ/Egg Electric JV - (Egg Electric Inc)	NON	Yes	Electrical	Yes	\$ -	\$ 4,106	\$ 4,106

SCHEDULE OF MINORITY/WOMEN/LOCAL OWNED BUSINESS PARTICIPATION UTILIZATION PLAN

(No substitutions may be made on this submission except by prior written approval by Owner)

Schedule M2

Company Name:	Lend Lease	Project:	Lenfest
Trade:	Construction Management	Contract:	
Address:	622 West 132nd, 2nd fl, New York, NY 10027	Telephone:	212-939-9580
As of Date:	6/30/2024	Project Start:	12/1/2013
		Project End:	In Progress

COMPANY (Tier I)						
Name	MWL Designation	Joint Venture?	Trade	Original Plan Amount \$'s	Current Plan Amount (incl CO's) \$'s	Total Payment to Date \$'s
Lend Lease US Construction LMB	NON	No	Construction Management	\$ -	\$ 81,965,260	\$ 71,348,069

SUBCONTRACTORS (Tier II)							
Name/Address/Phone # (if available) otherwise enter Trade	MWL Designation	Joint Venture?	Trade	Awarded?	Original Plan Amount \$'s	Current Plan Amount (incl CO's) \$'s	Total Payment to Date \$'s
NON:							
EJ/Egg Electric JV - (Egg Electric Inc)	NON	Yes	Street Structures	Yes	\$ -	\$ 1,834	\$ 1,834
Elite Floors Inc	NON	No	Resilient Flooring & Base	Yes	\$ -	\$ 4,059	\$ 4,059
Five Star Electric Corp	NON	No	Electrical	Yes	\$ -	\$ 289,895	\$ 289,895
Forest Electric	NON	No	Electrical	Yes	\$ -	\$ 5,304	\$ 5,304
Fresh Meadow Mechanical Corp	NON	No	HVAC Systems	Yes	\$ -	\$ 1,565,586	\$ 1,565,586
H.S.E. System Inc	NON	No	Hoist / Bridges / Scaffold	Yes	\$ -	\$ 134,000	\$ 134,000
Hi Tech Data Floors Inc	NON	No	Raised Access Flooring	Yes	\$ -	\$ 177,727	\$ 177,727
Intricate Construction	NON	No	Street Structures	Yes	\$ -	\$ 26,374	\$ 26,374
Island Acoustics	NON	No	Drywall	Yes	\$ -	\$ 84,064	\$ 84,064
LVC Interiors Inc	NON	No	Window Treatment / Blinds	Yes	\$ -	\$ 249,760	\$ 249,760
Nets That Work	NON	No	Safety Equipment	Yes	\$ -	\$ 188,000	\$ 188,000
Otis Elevator Company	NON	No	Elevators	Yes	\$ -	\$ 1,281,830	\$ 1,281,830
PAL Environmental Safety Corp	NON	No	Spray Fireproofing	Yes	\$ -	\$ 666,750	\$ 666,750
PGS Millwork Inc	NON	No	Millwork	Yes	\$ -	\$ 1,220,222	\$ 1,220,222
Platinum Terrazzo	NON	No	Fluid-Applied Flooring	Yes	\$ -	\$ 183,945	\$ 183,945
RCC Concrete Corp	NON	No	Above Grade Concrete	Yes	\$ -	\$ 2,030,298	\$ 2,030,298
Re:Source New Jersey	NON	No	Resilient Flooring & Base	Yes	\$ -	\$ 755,165	\$ 755,165
Re:Source New Jersey	NON	No	Rough Carpentry	Yes	\$ -	\$ 4,176	\$ 4,176
Siemens Industry Inc	NON	No	HVAC Systems	Yes	\$ -	\$ 5,485	\$ 5,485
Skanska	NON	No	Street Structures	Yes	\$ -	\$ 841,207	\$ 841,207
Trystate Mechanical Inc	NON	No	HVAC Systems	Yes	\$ -	\$ 11,267,648	\$ 11,267,648
United Drilling & Cutting Corp	NON	No	Structural Modifications	Yes	\$ -	\$ 111,573	\$ 111,573
United Drilling & Cutting Corp	NON	No	Demolition	Yes	\$ -	\$ 18,487	\$ 18,487
Universal Builders Supply	NON	No	Hoist	Yes	\$ -	\$ 203,592	\$ 203,592
WDF Inc	NON	No	HVAC Systems	Yes	\$ -	\$ 39,245	\$ 39,245
Whalen Berez Group	NON	No	Theater & Stage Equipment	Yes	\$ -	\$ 167,678	\$ 167,678
Woodworks Construction Co Inc	NON	No	Drywall	Yes	\$ -	\$ 5,708,942	\$ 5,708,942

If there is no Original Plan then vendors were paid on an as-needed basis or vendors were contracted after the Original Plan

Tier II Grand Total	\$ -	\$ 60,633,108	\$ 60,633,108
MWL Tier II Total	\$ -	\$ 9,015,095	\$ 9,015,095
Non-MWL Tier II Total	\$ -	\$ 51,618,013	\$ 51,618,013
MWL % of Tier I	0%	11%	13%

Date: 6/30/2024

SCHEDULE OF MINORITY/WOMEN/LOCAL OWNED BUSINESS PARTICIPATION UTILIZATION PLAN
(No substitutions may be made on this submission except by prior written approval by Owner)

Schedule M3

CM Name: Lend Lease
Company Name: Cives Corp **Project:** Lenfest
Trade: Structural Steel **Contract:**
Address: 8 Church Street, Gouverneur, NY 13642 **Telephone:** 315-287-2200
As of Date: 6/30/2024 **Project Start:** 12/1/2013 **Project End:** In Progress

COMPANY (Tier II)						
Name	MWL Designation	Joint Venture?	Trade	Original Plan Amount \$'s	Current Plan Amount (incl CO's) \$'s	Total Payment to Date \$'s
Cives Corp	NON	No	Structural Steel	\$ 11,150,000	\$ 11,334,322	\$ 11,334,322

SUBCONTRACTORS (Tier III)							
Name/Address/Phone # (if available) otherwise enter Trade	MWL Designation	Joint Venture?	Trade	Awarded?	Original Plan Amount \$'s	Current Plan Amount (incl CO's) \$'s	Total Payment to Date \$'s
MWL:							
Baco Enterprises Inc	L	No	Field Bolts	Yes	\$ 387,460	\$ 140,709	\$ 140,709

If there is no Original Plan then vendors were paid on an as-needed basis or vendors were contracted after the Original Plan

Tier III Grand Total	\$ 387,460	\$ 140,709	\$ 140,709
MWL Tier III Total	\$ 387,460	\$ 140,709	\$ 140,709
Non-MWL Tier III Total	\$ -	\$ -	\$ -
MWL % of Tier III	3%	1%	1%

Date: 6/30/2024

SCHEDULE OF MINORITY/WOMEN/LOCAL OWNED BUSINESS PARTICIPATION UTILIZATION PLAN

(No substitutions may be made on this submission except by prior written approval by Owner)

Schedule M3

CM Name:	Lend Lease	Project:	Lenfest
Company Name:	RCC Concrete Corp	Contract:	
Trade:	Concrete Construction	Telephone:	516-279-6787
Address:	74 State Street - 2nd Floor Westbury, NY 11590	Project Start:	12/1/2013
As of Date:	6/30/2024	Project End:	In Progress

COMPANY (Tier II)						
Name	MWL Designation	Joint Venture?	Trade	Original Plan Amount \$'s	Current Plan Amount (incl CO's) \$'s	Total Payment to Date \$'s
RCC Concrete Corp	NON	No	Concrete Construction	\$ 1,837,000	\$ 2,030,298	\$ 2,030,298

SUBCONTRACTORS (Tier III)							
Name/Address/Phone # (if available) otherwise enter Trade	MWL Designation	Joint Venture?	Trade	Awarded?	Original Plan Amount \$'s	Current Plan Amount (incl CO's) \$'s	Total Payment to Date \$'s
MWL:							
NYCON Readimix	M-ESD	No	Concrete Ready Mix Supplier	Yes	\$ 153,600	\$ 136,969	\$ 136,969
CFS Steel Co	L	No	Rebar & Wire Mesh Supplier	Yes	\$ 40,000	\$ 28,200	\$ 28,200
B.P. Precise Construction Corp	W	No	Lumper (Metal Lathing)	Yes	\$ -	\$ 68,490	\$ 68,490
NON:							
Reinforcing Supply	NON	No		62	\$ 30,000	\$ 34,116	\$ 34,116
Tier III Grand Total					\$ 223,600	\$ 267,775	\$ 267,775
MWL Tier III Total					\$ 193,600	\$ 233,659	\$ 233,659
Non-MWL Tier III Total					\$ 30,000	\$ 34,116	\$ 34,116
MWL % of Tier II					11%	12%	12%

If there is no Original Plan then vendors were paid on an as-needed basis or vendors were contracted after the Original Plan

Date: 6/30/2024

SCHEDULE OF MINORITY/WOMEN/LOCAL OWNED BUSINESS PARTICIPATION UTILIZATION PLAN

(No substitutions may be made on this submission except by prior written approval by Owner)

Schedule M3

CM Name:	Lend Lease	Project:	Lenfest
Company Name:	Giachetti Plumbing	Contract:	
Trade:	Plumbing	Telephone:	646-532-3696
Address:	58 Tiemann Place New York, NY 10027	Project Start:	12/1/2013
As of Date:	6/30/2024	Project End:	In Progress

COMPANY (Tier II)						
Name	MWL Designation	Joint Venture?	Trade	Original Plan Amount \$'s	Current Plan Amount (incl CO's) \$'s	Total Payment to Date \$'s
Giachetti Plumbing	L	No	Plumbing	\$ 1,090,000	\$ 1,161,884	\$ 1,161,884

SUBCONTRACTORS (Tier III)							
Name/Address/Phone # (if available) otherwise enter Trade	MWL Designation	Joint Venture?	Trade	Awarded?	Original Plan Amount \$'s	Current Plan Amount (incl CO's) \$'s	Total Payment to Date \$'s
MWL:							
County Insulation	W-ESD	No	Insulation	Yes	\$ 43,400	\$ 43,400	\$ 43,400
Tier III Grand Total					\$ 43,400	\$ 43,400	\$ 43,400
MWL Tier III Total					\$ 43,400	\$ 43,400	\$ 43,400
Non-MWL Tier III Total					\$ -	\$ -	\$ -
MWL % of Tier III					4%	4%	4%

If there is no Original Plan then vendors were paid on an as-needed basis or vendors were contracted after the Original Plan

Date: 6/30/2024

SCHEDULE OF MINORITY/WOMEN/LOCAL OWNED BUSINESS PARTICIPATION UTILIZATION PLAN

(No substitutions may be made on this submission except by prior written approval by Owner)

Schedule M3

CM Name: Lend Lease	Project: Lenfest
Company Name: PGS Millwork Inc	Contract:
Trade: Architectural Millwork	Telephone: 518-828-2608
Address: 32 Hickory Lane, Hudson, NY 12534	Project Start: 12/1/2013
As of Date: 6/30/2024	Project End: In Progress

COMPANY (Tier II)						
Name	MWL Designation	Joint Venture?	Trade	Original Plan Amount \$'s	Current Plan Amount (incl CO's) \$'s	Total Payment to Date \$'s
PGS Millwork Inc	NON	No	Architectural Millwork	\$ 1,155,797	\$ 1,220,222	\$ 1,220,222

SUBCONTRACTORS (Tier III)							
Name/Address/Phone # (if available) otherwise enter Trade	MWL Designation	Joint Venture?	Trade	Awarded?	Original Plan Amount \$'s	Current Plan Amount (incl CO's) \$'s	Total Payment to Date \$'s
NON:							
Conwed/Wall Techonology	NON	No	Fabric Wrapped Acoustical Panels	Yes	\$ 20,000	\$ 11,215	\$ 11,215
Decoustics	NON	No	Veneered Acoustical Planks	Yes	\$ 90,000	\$ 72,980	\$ 72,980
Supreme Woodwork Installation	NON	No	Installation	Yes	\$ 155,000	\$ 146,250	\$ 146,250
VT Industries	NON	No	Door	Yes	\$ 350	\$ 689	\$ 689
Universal Metalcraftsman	NON	No	Metalwork	Yes	\$ 6,000	\$ 6,810	\$ 6,810
Solid Surface Craftsman	NON	No	62	Yes	\$ 13,000	\$ 34,700	\$ 34,700
VM Choppy	NON	No	Steel in Wall Supports	Yes	\$ 6,000	\$ 6,605	\$ 6,605
Phoenix Cabinetry	NON	No	Plastic Laminate Millwork	Yes	\$ 63,000	\$ 73,392	\$ 73,392
Lewis Lumber	NON	No	Prime Base and Solid Oak Base	Yes	\$ 4,000	\$ 4,302	\$ 4,302
Wright Architectural Millwork	NON	No	Bamboo Millwork	Yes	\$ 15,000	\$ 13,647	\$ 13,647
Tier III Grand Total					\$ 372,350	\$ 370,590	\$ 370,590
MWL Tier III Total					\$ -	\$ -	\$ -
Non-MWL Tier III Total					\$ 372,350	\$ 370,590	\$ 370,590
MWL % of Tier III					0%	0%	0%

If there is no Original Plan then vendors were paid on an as-needed basis or vendors were contracted after the Original Plan

SCHEDULE OF MINORITY/WOMEN/LOCAL OWNED BUSINESS PARTICIPATION UTILIZATION PLAN
 (No substitutions may be made on this submission except by prior written approval by Owner)

Schedule M3

CM Name:	Lend Lease	Project:	Lenfest
Company Name:	Champion Metal & Glass Inc	Contract:	
Trade:	Architectual Ornamental Metal & Glass	Telephone:	631-254-2560
Address:	130 Motor Parkway, Hauppauge, NY 11788	Project Start:	12/1/2013
As of Date:	6/30/2024	Project End:	In Progress

COMPANY (Tier II)						
Name	MWL Designation	Joint Venture?	Trade	Original Plan Amount \$'s	Current Plan Amount (incl CO's) \$'s	Total Payment to Date \$'s
Champion Metal & Glass Inc	NON	No	Architectual Ornamental Metal & Glass	\$ 501,410	\$ 595,684	\$ 595,684

SUBCONTRACTORS (Tier III)							
Name/Address/Phone # (if available) otherwise enter Trade	MWL Designation	Joint Venture?	Trade	Awarded?	Original Plan Amount \$'s	Current Plan Amount (incl CO's) \$'s	Total Payment to Date \$'s
MWL:							
Park Avenue Building & Roofing Supplies LLC	M-ESD	No	Supply Silicone	Yes	\$ 153	\$ 153	\$ 153

<i>If there is no Original Plan then vendors were paid on an as-needed basis or vendors were contracted after the Original Plan</i>	Tier III Grand Total	\$ 153	\$ 153	\$ 153
	MWL Tier III Total	\$ 153	\$ 153	\$ 153
	Non-MWL Tier III Total	\$ -	\$ -	\$ -
	MWL % of Tier II	0%	0%	0%

SCHEDULE OF MINORITY/WOMEN/LOCAL OWNED BUSINESS PARTICIPATION UTILIZATION PLAN

(No substitutions may be made on this submission except by prior written approval by Owner)

CM Name:	Lend Lease		Project: Lenfest
Company Name:	Woodworks Construction Co Inc		Contract:
Trade:	Carpentry / Drywall		Telephone: 212-888-7311
Address:	322 8th Ave, Suite 701 New York, NY 10001		Project Start: 12/1/2013
As of Date:	6/30/2024		Project End: In Progress

COMPANY (Tier II)						
Name	MWL Designation	Joint Venture?	Trade	Original Plan Amount \$'s	Current Plan Amount (incl CO's) \$'s	Total Payment to Date \$'s
Woodworks Construction Co Inc	NON	No	Carpentry / Drywall	\$ 5,708,942	\$ 5,708,942	\$ 5,708,942

SUBCONTRACTORS (Tier III)							
Name/Address/Phone # (if available) otherwise enter Trade	MWL Designation	Joint Venture?	Trade	Awarded?	Original Plan Amount \$'s	Current Plan Amount (incl CO's) \$'s	Total Payment to Date \$'s
MWL:							
JC Ryan EBCO/H&G LLC	W-ESD	No	Doors, Frames & Hardware Supplier	Yes	\$ 274,000	\$ 293,375	\$ 293,375
Park Avenue Building & Roofing Supplies LLC	M-ESD	No	Material Supplier of Drywall, Insulation, & Metal Studs	Yes	\$ 1,000,000	\$ 484,622	\$ 484,622
Tier III Grand Total					\$ 1,274,000	\$ 777,997	\$ 777,997
MWL Tier III Total					\$ 1,274,000	\$ 777,997	\$ 777,997
Non-MWL Tier III Total					\$ -	\$ -	\$ -
MWL % of Tier II					22%	14%	14%

If there is no Original Plan then vendors were paid on an as-needed basis or vendors were contracted after the Original Plan

SCHEDULE OF MINORITY/WOMEN/LOCAL OWNED BUSINESS PARTICIPATION UTILIZATION PLAN
(No substitutions may be made on this submission except by prior written approval by Owner)

Schedule M3

CM Name: Lend Lease
Company Name: Trystate Mechanical Inc Project: Lenfest
Trade: HVAC Systems Contract:
Address: 241-02 Northern Blvd, 2nd Floor, Douglaston, NY 11362 Telephone: 718-819-8844
As of Date: 6/30/2024 Project Start: 12/1/2013 Project End: In Progress

COMPANY (Tier II)						
Name	MWL Designation	Joint Venture?	Trade	Original Plan Amount \$'s	Current Plan Amount (incl CO's) \$'s	Total Payment to Date \$'s
Trystate Mechanical Inc	NON	No	HVAC Systems	\$ 10,226,340	\$ 11,267,648	\$ 11,267,648

SUBCONTRACTORS (Tier III)							
Name/Address/Phone # (if available) otherwise enter Trade	MWL Designation	Joint Venture?	Trade	Awarded?	Original Plan Amount \$'s	Current Plan Amount (incl CO's) \$'s	Total Payment to Date \$'s
MWL:							
Celtic Sheetmetal Inc	W-ESD	No	Sheetmetal	Yes	\$ 2,420,000	\$ 2,462,871	\$ 2,462,871
Shadow Transport	W	No	Rigging	Yes	\$ 93,500	\$ 93,500	\$ 93,500
NON:							
Atlantic Contracting	NON	No	Insulation	Yes	\$ 240,000	\$ 369,054	\$ 369,054
Ht Lyons Contractors	NON	No		Yes	\$ 56,000	\$ 85,000	\$ 85,000
Independent Testing Balancing	NON	No	Testing Balancing	Yes	\$ 39,550	\$ 37,595	\$ 37,595
Siemens Industry Inc	NON	No	ATC	Yes	\$ 1,800,000	\$ 1,736,543	\$ 1,736,543
Techclean	NON	No	Ductcleaning	Yes	\$ 15,000	\$ 2,156	\$ 2,156

If there is no Original Plan then vendors were paid on an as-needed basis or vendors were contracted after the Original Plan

Tier III Grand Total	\$ 4,664,050	\$ 4,786,719	\$ 4,786,719
MWL Tier III Total	\$ 2,513,500	\$ 2,556,371	\$ 2,556,371
Non-MWL Tier III Total	\$ 2,150,550	\$ 2,230,348	\$ 2,230,348
MWL % of Tier III	25%	23%	23%

SCHEDULE OF MINORITY/WOMEN/LOCAL OWNED BUSINESS PARTICIPATION UTILIZATION PLAN
(No substitutions may be made on this submission except by prior written approval by Owner)

Schedule M3

CM Name:	Lend Lease			
Company Name:	3L & Company Inc	Project:	Lenfest	
Trade:	Ceramic Tile	Contract:		
Address:	241-02 Northern Blvd, 2nd Floor, Douglaston, NY 11362	Telephone:	718-819-8844	
As of Date:	6/30/2024	Project Start:	12/1/2013	Project End: In Progress

COMPANY (Tier II)

Name	MWL Designation	Joint Venture?	Trade	Original Plan Amount \$'s	Current Plan Amount (incl CO's) \$'s	Total Payment to Date \$'s
3L & Company Inc	W	No	Ceramic Tile	\$ 183,880	\$ 183,880	\$ 183,880

SUBCONTRACTORS (Tier III)

Name/Address/Phone # (if available) otherwise enter Trade	MWL Designation	Joint Venture?	Trade	Awarded?	Original Plan Amount \$'s	Current Plan Amount (incl CO's) \$'s	Total Payment to Date \$'s
NON:							
VAL Floors	NON	No	Ceramic Installation	Yes	\$ 75,000	\$ 75,000	\$ 75,000

If there is no Original Plan then vendors were paid on an as-needed basis or vendors were contracted after the Original Plan

Tier III Grand Total	\$ 75,000	\$ 75,000	\$ 75,000
MWL Tier III Total	\$ -	\$ -	\$ -
Non-MWL Tier III Total	\$ 75,000	\$ 75,000	\$ 75,000
MWL % of Tier II	0%	0%	0%

SCHEDULE OF MINORITY/WOMEN/LOCAL OWNED BUSINESS PARTICIPATION UTILIZATION PLAN
(No substitutions may be made on this submission except by prior written approval by Owner)

Schedule M3

CM Name: Lend Lease
Company Name: ASR Electrical Contracting Inc **Project:** Lenfest
Trade: Electrical **Contract:**
Address: 207 Newton Rd, Plainview, NY 11803 **Telephone:** 516-420-0101
As of Date: 6/30/2024 **Project Start:** 12/1/2013 **Project End:** In Progress

COMPANY (Tier II)						
Name	MWL Designation	Joint Venture?	Trade	Original Plan Amount \$'s	Current Plan Amount (incl CO's) \$'s	Total Payment to Date \$'s
ASR Electrical Contracting Inc	NON	No	Electrical	\$ 11,338,958	\$ 11,338,958	\$ 11,338,958

SUBCONTRACTORS (Tier III)							
Name/Address/Phone # (if available) otherwise enter Trade	MWL Designation	Joint Venture?	Trade	Awarded?	Original Plan Amount \$'s	Current Plan Amount (incl CO's) \$'s	Total Payment to Date \$'s
MWL: Turtle & Hughes	W-ESD	No	Electrical Material	Yes	\$ 30,000	\$ 29,182	\$ 29,182
Tier III Grand Total					\$ 30,000	\$ 29,182	\$ 29,182
MWL Tier III Total					\$ 30,000	\$ 29,182	\$ 29,182
Non-MWL Tier III Total					\$ -	\$ -	\$ -
MWL % of Tier II					0%	0%	0%

If there is no Original Plan then vendors were paid on an as-needed basis or vendors were contracted after the Original Plan

Date: 6/30/2024

GC/CM:	Lend Lease
Date Range:	8/1/2008 - 6/30/2024
As of :	45530

Lenfest
SCHEDULE OF WORKFORCE PARTICIPATION

Tier	Contractor									Total Hours			Headcount														
		M		W		L		MW		ML		WL		MWL		Total MWL	Non-MWL	Total Hours	Total MWL	Non-MWL	Total						
		Hrs	%	Hrs	%	Hrs	%	Hrs	%	Hrs	%	Hrs	%	Hrs	%	Hrs	%	Hrs	%	#	%	#	%	#			
Tier II	3L & Company Inc	85	8%	0	0%	0	0%	0	0%	0	0%	0	0%	0	0%	0	0%	0	0%	1	17%	5	83%	6			
	Ceramic Tile																										
	ASR Electric	20,476	30%	0	0%	0	0%	1,157	2%	0	0%	0	0%	0	0%	0	0%	21,633	31%	47,738	69%	69,371	28	35%	52	65%	80
	Electrical																										
	Champion Metal	232	14%	0	0%	0	0%	0	0%	8	0%	0	0%	0	0%	0	0%	240	15%	1,415	85%	1,655	3	20%	12	80%	15
	Glass & Glazing, Snorkel, Millwork																										
	Cives	9,239	25%	1,034	3%	0	0%	0	0%	0	0%	0	0%	0	0%	0	0%	10,273	27%	27,165	73%	37,437	23	26%	66	74%	89
	Structural Metals																										
	Commodore	608	46%	0	0%	0	0%	0	0%	80	6%	0	0%	0	0%	0	0%	688	52%	635	48%	1,323	5	56%	4	44%	9
	Masonry																										
	Creative Construction Services	606	21%	0	0%	0	0%	682	24%	282	10%	0	0%	126	4%	1,695	60%	1,123	40%	2,818	16	89%	2	11%	18		
	Safety Equipment																										
	Eagle Scaffold	752	57%	0	0%	0	0%	0	0%	3	0%	0	0%	0	0%	755	57%	569	43%	1,324	15	65%	8	35%	23		
	Scaffolding, Waterproofing & Roofing																										
	Fine Group Inc.	4,225	72%	0	0%	0	0%	0	0%	214	4%	0	0%	0	0%	4,439	75%	1,453	25%	5,892	23	79%	6	21%	29		
	Painting & Instrumentation																										
	Giachetti Plumbing & Heating Corp.	1,807	21%	88	1%	0	0%	0	0%	0	0%	0	0%	0	0%	1,895	22%	6,822	78%	8,717	7	22%	25	78%	32		
	Plumbing																										
	LVC	14	100%	0	0%	0	0%	0	0%	0	0%	0	0%	0	0%	14	100%	0	0%	14	1	100%	0	0%	1		
	Window Treatment / Blinds																										
	Metropolitan Enterprises	1,193	51%	0	0%	0	0%	0	0%	135	6%	0	0%	0	0%	1,328	57%	1,017	43%	2,345	37	76%	12	24%	49		
	Hoist/Bridges/Scaffold																										
	Nets That Work	183	46%	0	0%	0	0%	0	0%	0	0%	0	0%	0	0%	183	46%	211	54%	394	3	30%	7	70%	10		
	Safety Equipment																										
	Otis Elevators	2,323	27%	0	0%	0	0%	0	0%	0	0%	0	0%	0	0%	2,323	27%	6,153	73%	8,476	4	15%	23	85%	27		
	Elevators																										
	PAL Environmental	780	39%	0	0%	0	0%	0	0%	24	1%	0	0%	0	0%	804	40%	1,208	60%	2,012	11	42%	15	58%	26		
	Spray Fireproofing																										
	PGS Millwork	0	0%	0	0%	0	0%	0	0%	0	0%	0	0%	0	0%	0	0%	17	100%	17	0	0%	1	100%	1		
	Millwork																										
	Platinum Terrazzo, Inc.	263	52%	0	0%	0	0%	0	0%	0	0%	0	0%	0	0%	263	52%	247	48%	510	4	57%	3	43%	7		
	Flush-Applied Flooring																										
	RCC Concrete Corp	4,057	43%	24	0%	24	0%	0	0%	0	0%	0	0%	0	0%	4,105	44%	5,244	56%	9,348	37	29%	92	71%	129		
	Above Grade Concrete																										
	Resource NJ	341	16%	0	0%	0	0%	281	13%	0	0%	0	0%	0	0%	622	29%	1,501	71%	2,123	4	27%	11	73%	15		
	Resilient Flooring & Base																										
	Sirina	2,990	79%	0	0%	0	0%	0	0%	0	0%	0	0%	0	0%	2,990	79%	810	21%	3,800	7	30%	16	70%	23		
	Fire Protection Systems																										
	Trystate Burns Mechanical	6,230	15%	272	1%	48	0%	80	0%	40	0%	0	0%	0	0%	6,670	16%	35,062	84%	41,732	26	29%	64	71%	90		
	HVAC Systems																										
	United Drilling	972	100%	0	0%	0	0%	0	0%	0	0%	0	0%	0	0%	972	100%	0	0%	972	3	100%	0	0%	3		
	Drilling																										
	Westchester Metal Works	5,426	62%	0	0%	0	0%	35	0%	1,990	23%	0	0%	0	0%	7,451	85%	1,352	15%	8,803	19	59%	13	41%	32		
	Metal Stairs																										
	Woodworks Construction	25,413	71%	0	0%	1,280	4%	0	0%	1,770	5%	0	0%	0	0%	28,463	79%	7,536	21%	35,998	29	69%	13	31%	42		
	Drywall																										
Total Hours		88,213		1,418		1,352		2,235		4,545		0		126	97,889		148,272		246,160	306		450		756			
Overall % of Total		36%		1%		1%		1%		2%		0%		0%	40%		60%		100%	40%		60%		100%			

* Denotes active contractors
† Denotes percentages of the individual MWL designation to the total workforce hours or total headcount

Contractor	Start	End
3L & Company Inc	8/7/2016	11/16/2016
ASR Electric	6/24/2015	2/14/2018
Champion Metal	12/7/2016	8/16/2017
Cives	5/2/2014	3/16/2015
Commodore	2/2/2016	9/27/2016
Creative Construction Services	10/15/2014	10/1/2016
Eagle Scaffold	5/20/2016	1/20/2017
Fine Painting & Decorating Company Inc	6/7/2015	11/12/2017
Giachetti Plumbing & Heating Corp.	12/23/2014	1/31/2017
LVC Interiors Inc	7/22/2017	7/22/2017
Metropolitan Enterprises	7/20/2014	6/14/2015
Nets That Work	10/14/2014	2/17/2015
Otis Elevators	8/28/2015	8/24/2017
PAL Environmental	1/18/2015	1/29/2017
PGS Millwork	7/1/2017	8/26/2017
Platinum Terrazzo, Inc.	9/3/2016	12/24/2016
RCC Concrete Corp	9/2/2014	12/13/2016
Re:Source New Jersey	8/28/2016	9/10/2017
Sirina Fire Protection Corp	8/19/2014	12/20/2016
Trystate Burns Mechanical	6/2/2015	11/7/2017
United Drilling	4/3/2014	6/12/2014
Westchester Metal Works	7/25/2014	1/1/2017
Woodworks Construction	5/19/2015	11/21/2017

GC/CM:	Lend Lease
Date Range:	4/1/2024 - 6/30/2024
As of :	45530

Lenfest SCHEDULE OF WORKFORCE PARTICIPATION

Tier	Contractor									Total MWL			Non-MWL			Total Hours			Headcount								
		M		W		L		MW		ML		WL		MWL		Hrs		Hrs		Hrs		#		#		#	
		Hrs	% ¹	Hrs	% ¹	Hrs	% ¹	Hrs	% ¹	Hrs	% ¹	Hrs	% ¹	Hrs	% ¹	Hrs	% ¹	Hrs	% ¹	Hrs	% ¹	#	% ¹	#	% ¹	#	% ¹
Tier II	3L & Company Inc Ceramic Tile	0	0%	0	0%	0	0%	0	0%	0	0%	0	0%	0	0%	0	0%	0	0%	0	0%	0	0%	0	0%	0	0%
	ASR Electric Electrical	0	0%	0	0%	0	0%	0	0%	0	0%	0	0%	0	0%	0	0%	0	0%	0	0%	0	0%	0	0%	0	0%
	Champion Metal Glass & Glazing, Snorkel, Millwork	0	0%	0	0%	0	0%	0	0%	0	0%	0	0%	0	0%	0	0%	0	0%	0	0%	0	0%	0	0%	0	0%
	Cives Structural Metals	0	0%	0	0%	0	0%	0	0%	0	0%	0	0%	0	0%	0	0%	0	0%	0	0%	0	0%	0	0%	0	0%
	Commodore Masonry	0	0%	0	0%	0	0%	0	0%	0	0%	0	0%	0	0%	0	0%	0	0%	0	0%	0	0%	0	0%	0	0%
	Creative Construction Services Safety Equipment	0	0%	0	0%	0	0%	0	0%	0	0%	0	0%	0	0%	0	0%	0	0%	0	0%	0	0%	0	0%	0	0%
	Eagle Scaffolding Scaffolding, Waterproofing & Roofing	0	0%	0	0%	0	0%	0	0%	0	0%	0	0%	0	0%	0	0%	0	0%	0	0%	0	0%	0	0%	0	0%
	Fine Painting & Decorating Company Inc Painting & Instrumentation	0	0%	0	0%	0	0%	0	0%	0	0%	0	0%	0	0%	0	0%	0	0%	0	0%	0	0%	0	0%	0	0%
	Giachetti Plumbing & Heating Corp. Plumbing	0	0%	0	0%	0	0%	0	0%	0	0%	0	0%	0	0%	0	0%	0	0%	0	0%	0	0%	0	0%	0	0%
	LVC Interiors Inc Window Treatment / Blinds	0	0%	0	0%	0	0%	0	0%	0	0%	0	0%	0	0%	0	0%	0	0%	0	0%	0	0%	0	0%	0	0%
	Metropolitan Enterprises Hoist/Bridges/Scaffold	0	0%	0	0%	0	0%	0	0%	0	0%	0	0%	0	0%	0	0%	0	0%	0	0%	0	0%	0	0%	0	0%
	Nets That Work Safety Equipment	0	0%	0	0%	0	0%	0	0%	0	0%	0	0%	0	0%	0	0%	0	0%	0	0%	0	0%	0	0%	0	0%
	Otis Elevators Elevators	0	0%	0	0%	0	0%	0	0%	0	0%	0	0%	0	0%	0	0%	0	0%	0	0%	0	0%	0	0%	0	0%
	PAL Environmental Spray Fireproofing	0	0%	0	0%	0	0%	0	0%	0	0%	0	0%	0	0%	0	0%	0	0%	0	0%	0	0%	0	0%	0	0%
	PGS Millwork Millwork	0	0%	0	0%	0	0%	0	0%	0	0%	0	0%	0	0%	0	0%	0	0%	0	0%	0	0%	0	0%	0	0%
	Platinum Terrazzo, Inc. Fluid-Applied Flooring	0	0%	0	0%	0	0%	0	0%	0	0%	0	0%	0	0%	0	0%	0	0%	0	0%	0	0%	0	0%	0	0%
	RCC Concrete Corp Above Grade Concrete	0	0%	0	0%	0	0%	0	0%	0	0%	0	0%	0	0%	0	0%	0	0%	0	0%	0	0%	0	0%	0	0%
	Re:Source New Jersey Resilient Flooring & Base	0	0%	0	0%	0	0%	0	0%	0	0%	0	0%	0	0%	0	0%	0	0%	0	0%	0	0%	0	0%	0	0%
	Sirina Fire Protection Corp Fire Protection Systems	0	0%	0	0%	0	0%	0	0%	0	0%	0	0%	0	0%	0	0%	0	0%	0	0%	0	0%	0	0%	0	0%
	Trystate Burns Mechanical HVAC Systems	0	0%	0	0%	0	0%	0	0%	0	0%	0	0%	0	0%	0	0%	0	0%	0	0%	0	0%	0	0%	0	0%
	United Drilling Drilling	0	0%	0	0%	0	0%	0	0%	0	0%	0	0%	0	0%	0	0%	0	0%	0	0%	0	0%	0	0%	0	0%
	Westchester Metal Works Metal Stairs	0	0%	0	0%	0	0%	0	0%	0	0%	0	0%	0	0%	0	0%	0	0%	0	0%	0	0%	0	0%	0	0%
	Woodworks Construction Drywall	0	0%	0	0%	0	0%	0	0%	0	0%	0	0%	0	0%	0	0%	0	0%	0	0%	0	0%	0	0%	0	0%
Total Hours		0		62		0		0		0		0		0		0		0		0		0		0		0	
Overall % of Total		0%		0%		0%		0%		0%		0%		0%		0%		0%		0%		0%		0%		0%	

* Denotes active contractors

¹ Denotes percentages of the individual MWL designation to the total workforce hours or total headcount

University Forum

SCHEDULE OF MINORITY/WOMEN/LOCAL OWNED BUSINESS PARTICIPATION UTILIZATION PLAN

(No substitutions may be made on this submission except by prior written approval by Owner)

Schedule M2

Company Name:	Skanska	Project:	University Forum
Trade:	Construction Management	Contract:	Trades
Address:	659 West 131st Street, New York, NY 10027	Telephone:	347-918-7871
As of Date:	6/30/2024	Project Start:	12/1/2015
		Project End:	Final

COMPANY (Tier I)						
Name	MWL Designation	Joint Venture?	Trade	Original Plan Amount \$'s	Current Plan Amount (incl CO's) \$'s	Total Payment to Date \$'s
Skanska	NON	No	Construction Management	\$ 69,564,624	\$ 83,457,414	\$ 83,457,414

SUBCONTRACTORS (Tier II)							
Name/Address/Phone # (if available) otherwise enter Trade	MWL Designation	Joint Venture?	Trade	Awarded?	Original Plan Amount \$'s	Current Plan Amount (incl CO's) \$'s	Total Payment to Date \$'s
MWL:							
A Tech Electric Enterprise Inc	M-ESD	No	Electric	Yes	\$ 7,109,178	\$ 8,564,523	\$ 8,564,523
A Tech Electric Enterprise Inc	M-ESD	No	Electric	Yes	\$ 4,144,000	\$ 4,228,167	\$ 4,228,167
Ashlar Construction LLC	M-ESD	No	Masonry	Yes	\$ 1,200,000	\$ 1,152,376	\$ 1,152,376
Garcia Marble & Tile	M-ESD	No	Tiling	Yes	\$ 310,000	\$ 329,549	\$ 329,549
Giachetti Plumbing & Heating	L	No	Plumbing	Yes	\$ 1,162,300	\$ 1,280,551	\$ 1,280,551
Turtle & Hughes	W-ESD	No		Yes	\$ 249,460	\$ 262,710	\$ 262,710
Crown Sign Systems Inc	W-ESD	No	Signage	Yes	\$ 144,643	\$ 206,910	\$ 206,910
Locker Lady	W-ESD	No	Toilet Accessories	Yes	\$ 48,810	\$ 49,418	\$ 49,418
NON:							
ARI Products Inc	NON	No	Access Flooring	Yes	\$ 174,000	\$ 198,282	\$ 198,282
Bamco Inc	NON	No	Metal Panels	Yes	\$ 470,000	\$ 745,557	\$ 745,557
Barrett Inc	NON	No	Roofing	Yes	\$ 1,200,000	\$ 1,355,000	\$ 1,355,000
Betons Prefabriques Du Lac Inc	NON	No	Precasts	Yes	\$ 1,200,000	\$ 3,283,305	\$ 3,283,305
Champion Metal & Glass Inc	NON	No	Interior Glass Partitions	Yes	\$ 2,995,000	\$ 869,939	\$ 869,939
Cord Contracting	NON	No	Millwork	Yes	\$ 5,000,000	\$ 6,396,653	\$ 6,396,653
Current Fire Protection	NON	No	Fire Protection	Yes	\$ 565,000	\$ 647,500	\$ 647,500
Daniel Teutul DBA Orange County Iron Works	NON	No	Structural Steel	Yes	\$ 4,497,000	\$ 6,810,745	\$ 6,810,745
Decorating with Fabric	NON	No	Window Treatment	Yes	\$ 237,500	\$ 258,975	\$ 258,975
Delphi Plumbing	NON	No	Plumbing	Yes	\$ 8,000	\$ 11,328	\$ 11,328
Fromkin Brothers	NON	No	Painting	Yes	\$ 280,000	\$ 596,187	\$ 596,187
Fromkin Brothers	NON	No	Polished Concrete	Yes	\$ 365,000	\$ 319,511	\$ 319,511
Gil Bar Industries	NON	No	HVAC Equipment	Yes	\$ 327,000	\$ 321,762	\$ 321,762
Josef Gartner - Permasteelisa North America	NON	No	Curtain Wall & Storefront	Yes	\$ 9,800,000	\$ 10,798,081	\$ 10,798,081
Holden & Flynn Universal	NON	No	Millwork	Yes	\$ 298,000	\$ 506,232	\$ 506,232
Island Diversified	NON	No	Spray on Thermal & Fire Proof	Yes	\$ 387,000	\$ 496,042	\$ 496,042
Jezet Seating	NON	No	Auditorium	Yes	\$ 250,000	\$ 257,172	\$ 257,172
Long Island Fireproof Door	NON	No	Doors, Frames & Hardware	Yes	\$ 161,000	\$ 219,132	\$ 219,132
Nouveau Elevator Industries Inc	NON	No	Elevators	Yes	\$ 1,869,000	\$ 2,021,615	\$ 2,021,615
Pyramid Floor Covering Inc	NON	No	Flooring	Yes	\$ 310,000	\$ 380,733	\$ 380,733
Ruttura & Sons Co Inc	NON	No	Excavation/Foundation	Yes	\$ 9,542,100	\$ 10,873,323	\$ 10,873,323
Ruttura & Sons Co Inc	NON	No	Elevated Slabs on Deck	Yes	\$ 1,038,000	\$ 1,235,260	\$ 1,235,260
Transcontinental Steel	NON	No	Misc Metals	Yes	\$ 1,129,413	\$ 1,569,615	\$ 1,569,615
United Air Conditioning	NON	No	HVAC	Yes	\$ 6,697,000	\$ 7,589,761	\$ 7,589,761
Centron Enterprises	NON	No	Epoxy Flooring	Yes	\$ 17,920	\$ 17,920	\$ 17,920
Haywood-Berk Floor	NON	No	Wood Flooring	Yes	\$ 310,000	\$ 267,882	\$ 267,882
Modulo 3 Corporation DBA Unifor	NON	No	Interior Glass Partitions	Yes	\$ 655,000	\$ 746,292	\$ 746,292
McKeon Door East	NON	No	Overhead Doors	Yes	\$ 230,000	\$ 220,000	\$ 220,000
Clean Tech	NON	No	Final Cleaning	Yes	\$ 129,350	\$ 139,676	\$ 139,676
Singer Equipment Company Inc	NON	No	Food Service Equipment	Yes	\$ 80,198	\$ 122,089	\$ 122,089
Steven Dubner Landscaping Inc	NON	No	Landscaping	Yes	\$ 389,500	\$ 419,957	\$ 419,957
Tier II Grand Total					\$ 64,980,372	\$ 75,769,730	\$ 75,769,730
MWL Tier II Total					\$ 14,368,391	\$ 16,074,204	\$ 16,074,204
Non-MWL Tier II Total					\$ 50,611,981	\$ 59,695,526	\$ 59,695,526
MWL % of Tier I					21%	19%	19%

If there is no Original Plan then vendors were paid on an as-needed basis or vendors were contracted after the Original Plan

Date: 6/30/2024

SCHEDULE OF MINORITY/WOMEN/LOCAL OWNED BUSINESS PARTICIPATION UTILIZATION PLAN

(No substitutions may be made on this submission except by prior written approval by Owner)

Schedule M2

Company Name: Lend Lease **Project:** University Forum
Trade: Construction Management **Contract:**
Address: 622 West 132nd, 2nd fl, New York, NY 10027 **Telephone:** 347-918-7871
As of Date: 6/30/2024 **Project Start:** 12/1/2015 **Project End:** Final

COMPANY (Tier I)						
Name	MWL Designation	Joint Venture?	Trade	Original Plan Amount \$'s	Current Plan Amount (incl CO's) \$'s	Total Payment to Date \$'s
Lend Lease	NON	No	Construction Management	\$ 1,277,929	\$ 1,333,419	\$ 1,323,633

SUBCONTRACTORS (Tier II)							
Name/Address/Phone # (if available) otherwise enter Trade	MWL Designation	Joint Venture?	Trade	Awarded?	Original Plan Amount \$'s	Current Plan Amount (incl CO's) \$'s	Total Payment to Date \$'s
MWL:							
MFM Contracting Corp	L	No	Utilities	Yes	\$ 1,277,929	\$ 1,307,930	\$ 1,307,930
MFM Contracting Corp	L	No	Electrical	Yes	\$ -	\$ 25,489	\$ 25,489
Tier II Grand Total					\$ 1,277,929	\$ 1,333,419	\$ 1,333,419
MWL Tier II Total					\$ 1,277,929	\$ 1,333,419	\$ 1,333,419
Non-MWL Tier II Total					\$ -	\$ -	\$ -
MWL % of Tier II					100%	100%	101%

If there is no Original Plan then vendors were paid on an as-needed basis or vendors were contracted after the Original Plan

Date: 6/30/2024

SCHEDULE OF MINORITY/WOMEN/LOCAL OWNED BUSINESS PARTICIPATION UTILIZATION PLAN

(No substitutions may be made on this submission except by prior written approval by Owner)

Schedule M3

CM Name: Skanska			
Company Name: Ruttura & Sons Co Inc		Project: University Forum	
Trade: Elevated Slabs on Deck		Contract:	
Address: 200 Cabot Street, West Babylon, NY 11704		Telephone: 631-454-0291	
As of Date: 6/30/2024		Project Start: 12/1/2015	Project End: In Progress

COMPANY (Tier II)

Name	MWL Designation	Joint Venture?	Trade	Original Plan Amount \$'s	Current Plan Amount (incl CO's) \$'s	Total Payment to Date \$'s
Ruttura & Sons Co Inc	NON	No	Elevated Slabs on Deck	\$ 1,038,000	\$ 1,235,260	\$ 1,235,260

SUBCONTRACTORS (Tier III)

Name/Address/Phone # (if available) otherwise enter Trade	MWL Designation	Joint Venture?	Trade	Awarded?	Original Plan Amount \$'s	Current Plan Amount (incl CO's) \$'s	Total Payment to Date \$'s
62							
MWL:							
CGS Rebar Inc	W-ESD	No	Install Rebar	Yes	\$ 107,036	\$ 107,036	\$ 107,036
Madeline Lulley	W-ESD	No	Rebar Detailer	Yes	\$ 800	\$ 1,480	\$ 1,480
Our Rental Pumps	W-ESD	No	Pump Rental	Yes	\$ 7,621	\$ 14,643	\$ 14,643
NON:							
USC Jenna	NON	No		Yes	\$ 99,478	\$ 99,478	\$ 99,478
Barker Steel	NON	No	Rebar Supplier	Yes	\$ 28,674	\$ 29,046	\$ 29,046
US Concrete	NON	No	Concrete Supplier	Yes	\$ 96,835	\$ 96,835	\$ 96,835

If there is no Original Plan then vendors were paid on an as-needed basis or vendors were contracted after the Original Plan

Tier III Grand Total	\$ 340,444	\$ 348,518	\$ 348,518
MWL Tier III Total	\$ 115,457	\$ 123,159	\$ 123,159
Non-MWL Tier III Total	\$ 224,987	\$ 225,359	\$ 225,359
MWL % of Tier II	11%	10%	10%

SCHEDULE OF MINORITY/WOMEN/LOCAL OWNED BUSINESS PARTICIPATION UTILIZATION PLAN

(No substitutions may be made on this submission except by prior written approval by Owner)

Schedule M3

CM Name:	Skanska		
Company Name:	Orange County Iron Works	Project:	University Forum
Trade:	Structural Steel	Contract:	
Address:	36 Maybrook Road, Montgomery, NY 12549	Telephone:	845-769-3000
As of Date:	6/30/2024	Project Start:	12/1/2015
		Project End:	Final

COMPANY (Tier II)

Name	MWL Designation	Joint Venture?	Trade	Original Plan Amount \$'s	Current Plan Amount (incl CO's) \$'s	Total Payment to Date \$'s
Orange County Iron Works	NON	No	Structural Steel	\$ 4,497,000	\$ 6,810,745	\$ 6,810,745

SUBCONTRACTORS (Tier III)

Name/Address/Phone # (if available) otherwise enter Trade	MWL Designation	Joint Venture?	Trade	Awarded?	Original Plan Amount \$'s	Current Plan Amount (incl CO's) \$'s	Total Payment to Date \$'s
MWL:							
Interstate Steel Sales Inc	W-ESD	No	Steel Supplier	Yes	\$ 161,000	\$ 207,557	\$ 207,557
Speedway Transportation Inc	M-ESD	No	Trucking	Yes	\$ 78,000	\$ 101,200	\$ 101,200
The Steel Supply Co Inc	W-ESD	No	Steel Supplier	Yes	\$ 10,000	\$ 27,657	\$ 27,657
Fine Painting & Decorating Company Inc	M-ESD	No	Intumescent Painting	Yes	\$ 550,000	\$ 569,413	\$ 569,413
NON:							
				62			
Gabriel Steel Erectors Inc	NON	No	Structural Steel Erection	Yes	\$ 907,000	\$ 2,918,313	\$ 2,918,313
Contractors Line & Grade So LLC	NON	No	Surveying	Yes	\$ 30,000	\$ 53,042	\$ 53,042

If there is no Original Plan then vendors were paid on an as-needed basis or vendors were contracted after the Original Plan

Tier III Grand Total	\$ 1,736,000	\$ 3,877,182	\$ 3,877,182
MWL Tier III Total	\$ 799,000	\$ 905,827	\$ 905,827
Non-MWL Tier III Total	\$ 937,000	\$ 2,971,355	\$ 2,971,355
MWL % of Tier III	18%	13%	13%

Date: 6/30/2024

SCHEDULE OF MINORITY/WOMEN/LOCAL OWNED BUSINESS PARTICIPATION UTILIZATION PLAN

(No substitutions may be made on this submission except by prior written approval by Owner)

Schedule M3

CM Name:	Skanska	Project:	University Forum
Company Name:	United Air Conditioning	Contract:	
Trade:	HVAC	Telephone:	718-893-6700
Address:	27-20 Skillman Ave. Long Island City, NY 11101	Project Start:	12/1/2015
As of Date:	6/30/2024	Project End:	Final

COMPANY (Tier II)						
Name	MWL Designation	Joint Venture?	Trade	Original Plan Amount \$'s	Current Plan Amount (incl CO's) \$'s	Total Payment to Date \$'s
United Air Conditioning	NON	No	HVAC	\$ 6,697,000	\$ 7,589,761	\$ 7,589,761

SUBCONTRACTORS (Tier III)							
Name/Address/Phone # (if available) otherwise enter Trade	MWL Designation	Joint Venture?	Trade	Awarded?	Original Plan Amount \$'s	Current Plan Amount (incl CO's) \$'s	Total Payment to Date \$'s
MWL:							
Center Sheet Metal	W-ESD	No	Sheetmetal	Yes	\$ 1,736,000	\$ 1,736,000	\$ 1,736,000
Tier III Grand Total					\$ 1,736,000	\$ 1,736,000	\$ 1,736,000
MWL Tier III Total					\$ 1,736,000	\$ 1,736,000	\$ 1,736,000
Non-MWL Tier III Total					\$ -	\$ -	\$ -
MWL % of Tier II					26%	23%	23%

If there is no Original Plan then vendors were paid on an as-needed basis or vendors were contracted after the Original Plan

SCHEDULE OF MINORITY/WOMEN/LOCAL OWNED BUSINESS PARTICIPATION UTILIZATION PLAN
(No substitutions may be made on this submission except by prior written approval by Owner)

CM Name:	Skanska	Project:	University Forum
Company Name:	Transcontinental Steel	Contract:	
Trade:	Misc Metals	Telephone:	718-893-6700
Address:	27-20 Skillman Ave. Long Island City, NY 11101	Project Start:	12/1/2015
As of Date:	6/30/2024	Project End:	Final

COMPANY (Tier II)						
Name	MWL Designation	Joint Venture?	Trade	Original Plan Amount \$'s	Current Plan Amount (incl CO's) \$'s	Total Payment to Date \$'s
Transcontinental Steel	NON	No	Misc Metals	\$ 1,129,413	\$ 1,569,615	\$ 1,569,615

SUBCONTRACTORS (Tier III)							
Name/Address/Phone # (if available) otherwise enter Trade	MWL Designation	Joint Venture?	Trade	Awarded?	Original Plan Amount \$'s	Current Plan Amount (incl CO's) \$'s	Total Payment to Date \$'s
MWL:							
Anvil Iron Works	M-ESD	No	Ironwork	Yes	\$ 230,000	\$ 642,237	\$ 642,237

					Tier III Grand Total	\$ 230,000	\$ 642,237	\$ 642,237
					MWL Tier III Total	\$ 230,000	\$ 642,237	\$ 642,237
					Non-MWL Tier III Total	\$ -	\$ -	\$ -
					MWL % of Tier II	20%	41%	41%

If there is no Original Plan then vendors were paid on an as-needed basis or vendors were contracted after the Original Plan

SCHEDULE OF MINORITY/WOMEN/LOCAL OWNED BUSINESS PARTICIPATION UTILIZATION PLAN

(No substitutions may be made on this submission except by prior written approval by Owner)

Schedule M3

CM Name:	Skanska	Project:	University Forum
Company Name:	Cord Contracting	Contract:	
Trade:	Millwork	Telephone:	516-626-8800
Address:	80 Crossways Park Drive, Ste. 300, Woodbury, NY 11797	Project Start:	12/1/2015
As of Date:	6/30/2024	Project End:	Final

COMPANY (Tier II)						
Name	MWL Designation	Joint Venture?	Trade	Original Plan Amount \$'s	Current Plan Amount (incl CO's) \$'s	Total Payment to Date \$'s
Cord Contracting	NON	No	Millwork	\$ 5,000,000	\$ 6,396,653	\$ 6,396,653

SUBCONTRACTORS (Tier III)							
Name/Address/Phone # (if available) otherwise enter Trade	MWL Designation	Joint Venture?	Trade	Awarded?	Original Plan Amount \$'s	Current Plan Amount (incl CO's) \$'s	Total Payment to Date \$'s
MWL:							
Central Lathing	W	No	Lather	Yes	\$ 75,788	\$ 84,898	\$ 84,898
Eco Specialties	M-ESD	No	Accoustical Wall Panels	Yes	\$ 41,370	\$ 23,661	\$ 23,661
Hailey Insulation Corp	W-ESD	No	Firestopping	Yes	\$ 52,435	\$ 71,857	\$ 71,857
Linda Lee Construction	W	No	Taper	Yes	\$ 181,311	\$ 162,781	\$ 162,781
Park Avenue Building & Roofing Supplies LLC	M-ESD	No	Materials	Yes	\$ -	\$ 192,919	\$ 192,919
City Lumber	W	No		62 Yes	\$ -	\$ 28,899	\$ 28,899

If there is no Original Plan then vendors were paid on an as-needed basis or vendors were contracted after the Original Plan

Tier III Grand Total	\$ 350,904	\$ 565,015	\$ 565,015
MWL Tier III Total	\$ 350,904	\$ 565,015	\$ 565,015
Non-MWL Tier III Total	-	-	-
MWL % of Tier II	7%	9%	9%

GC/CM:	Skanska
Date Range:	8/1/2008 - 6/30/2024
As of :	45530

University Forum SCHEDULE OF WORKFORCE PARTICIPATION

Tier	Contractor	M		W		L		MW		ML		WL		MWL		Total MWL			Non-MWL			Total Hours			Headcount						
		Hrs	% ¹	Hrs	% ¹	Hrs	% ¹	Hrs	% ¹	Hrs	% ¹	Hrs	% ¹	Hrs	% ¹	Hrs	% ¹	Hrs	% ¹	Hrs	% ¹	Hrs	% ¹	#	% ¹	#	% ¹	#	% ¹	#	% ¹
Tier II	A Tech Electric Enterprises Inc Main Switch Electrical	34,252	81%	0	0%	0	0%	1,336	3%	0	0%	0	0%	0	0%	35,588	84%	6,933	16%	42,521	39	72%	15	28%	54						
	ARI Products Access Flooring	363	64%	0	0%	0	0%	0	0%	0	0%	0	0%	0	0%	363	64%	202	36%	565	5	83%	1	17%	6						
	Ashlar Construction LLC Masonry	5,685	50%	7	0%	8	0%	0	0%	1,225	11%	0	0%	0	0%	6,924	61%	4,465	39%	11,389	32	68%	15	32%	47						
	Barrett Roofing	3,093	74%	0	0%	0	0%	0	0%	8	0%	0	0%	0	0%	3,101	74%	1,079	26%	4,180	38	73%	14	27%	52						
	Cord Contracting Co Inc Millwork	4,971	31%	0	0%	0	0%	0	0%	622	4%	0	0%	310	2%	5,903	37%	10,250	63%	16,152	17	26%	49	74%	66						
	Crown Sign Systems Signage	0	0%	0	0%	0	0%	0	0%	0	0%	0	0%	0	0%	0	0%	8	100%	8	0	0%	1	100%	1						
	Current Fire Protection Inc Fire Protection	1,471	42%	0	0%	0	0%	0	0%	42	1%	0	0%	0	0%	1,513	43%	1,967	57%	3,480	8	53%	7	47%	15						
	Eddington Security Security	13,916	78%	0	0%	0	0%	0	0%	3,940	22%	0	0%	0	0%	17,856	100%	0	0%	17,856	36	100%	0	0%	36						
	Fromkin Brothers Painting	1,678	42%	0	0%	113	3%	0	0%	16	0%	0	0%	0	0%	1,807	45%	2,169	55%	3,976	16	67%	8	33%	24						
	Garcia Marble & Tile Tiling	1,628	96%	0	0%	0	0%	0	0%	0	0%	0	0%	0	0%	1,628	96%	70	4%	1,698	9	90%	1	10%	10						
	Giachetti Plumbing & Heating Corp Plumbing	1,793	24%	0	0%	0	0%	116	2%	0	0%	0	0%	0	0%	1,909	25%	5,593	75%	7,502	5	12%	36	88%	41						
	McKeon Door East Overhead Doors	240	67%	0	0%	0	0%	0	0%	0	0%	0	0%	0	0%	240	67%	120	33%	360	6	86%	1	14%	7						
	Orange County Ironworks, LLC Structural Steel	7,541	46%	0	0%	0	0%	183	1%	0	0%	0	0%	0	0%	7,724	47%	8,569	53%	16,293	32	38%	53	62%	85						
	Pyramid Floor Covering Flooring	175	65%	0	0%	0	0%	0	0%	0	0%	0	0%	0	0%	175	65%	96	35%	271	2	29%	5	71%	7						
	Ruttura & Sons Excavation/Foundation	19,645	55%	163	0%	0	0%	0	0%	304	1%	0	0%	0	0%	20,112	56%	15,529	44%	35,640	110	43%	143	57%	253						
	Transcontinental Contracting Inc Misc Metals	3,763	86%	0	0%	0	0%	0	0%	113	3%	0	0%	0	0%	3,876	88%	515	12%	4,391	24	86%	4	14%	28						
	United Air Conditioning Corp HVAC	5,544	55%	0	0%	0	0%	0	0%	171	2%	0	0%	0	0%	5,715	57%	4,361	43%	10,076	12	57%	9	43%	21						
Total Hours		105,756		170		121		1,635		6,441		0		310		114,431		61,925		176,355	391		362		753						
Overall % of Total		60%		0%		0%		1%		4%		0%		0%		65%		35%		100%	52%		48%		100%						

* Denotes active contractors

1 Denotes percentages of the individual MWL designation to the total workforce hours or total headcount

Contractor	Start	End
A Tech Electric Enterprises Inc	11/23/2016	12/31/2018
ARI Products	4/16/2018	12/31/2018
Ashlar Construction LLC	5/23/2017	12/31/2018
Barrett	1/8/2017	12/31/2018
Cord Contracting Co Inc	7/2/2017	12/31/2018
Crown Sign Systems	6/30/2018	12/31/2018
Current Fire Protection Inc	10/3/2017	12/31/2018
Eddington Security Inc	8/17/2016	12/31/2018
Fromkin Brothers	11/6/2017	12/31/2018
Garcia Marble & Tile	3/18/2018	12/31/2018
Giachetti Plumbing & Heating Corp	11/22/2016	12/31/2018
McKeon Door East	5/11/2018	12/31/2018
Orange County Ironworks, LLC	1/6/2017	12/31/2018
Pyramid Floor Covering	8/7/2018	12/31/2018
Ruttura & Sons	1/4/2016	12/31/2018
Transcontinental Contracting Inc	5/21/2017	12/31/2018
United Air Conditioning Corp	8/22/2017	12/31/2018

GC/CM:	Skanska
Date Range:	4/1/2024 - 6/30/2024
As of :	45530

University Forum SCHEDULE OF WORKFORCE PARTICIPATION

Tier	Contractor	Workforce Breakdown								Total Hours			Headcount						
		M	W	L	MW	ML	WL	MWL	Total MWL	Non-MWL	Total Hours	Total MWL	Non-MWL	Total					
		Hrs	% ¹	Hrs	% ¹	Hrs	% ¹	Hrs	% ¹	Hrs	% ¹	Hrs	% ¹	Hrs	#	% ¹	#	% ¹	#
Tier II	A Tech Electric Enterprises Inc	0	0%	0	0%	0	0%	0	0%	0	0%	0	0%	0	0	0%	0	0%	0
	Main Switch Electrical																		
	ARI Products	0	0%	0	0%	0	0%	0	0%	0	0%	0	0%	0	0	0%	0	0%	0
	Access Flooring																		
	Ashlar Construction LLC	0	0%	0	0%	0	0%	0	0%	0	0%	0	0%	0	0	0%	0	0%	0
	Masonry																		
	Barrett	0	0%	0	0%	0	0%	0	0%	0	0%	0	0%	0	0	0%	0	0%	0
	Roofing			###															
	Cord Contracting Co Inc	0	0%	0	0%	0	0%	0	0%	0	0%	0	0%	0	0	0%	0	0%	0
	Millwork																		
	Crown Sign Systems	0	0%	0	0%	0	0%	0	0%	0	0%	0	0%	0	0	0%	0	0%	0
	Signage																		
	Current Fire Protection Inc	0	0%	0	0%	0	0%	0	0%	0	0%	0	0%	0	0	0%	0	0%	0
	Fire Protection																		
	Eddington Security Inc	0	0%	0	0%	0	0%	0	0%	0	0%	0	0%	0	0	0%	0	0%	0
	Security																		
	Fromkin Brothers	0	0%	0	0%	0	0%	0	0%	0	0%	0	0%	0	0	0%	0	0%	0
	Painting																		
	Garcia Marble & Tile	0	0%	0	0%	0	0%	0	0%	0	0%	0	0%	0	0	0%	0	0%	0
	Tiling																		
	Giachetti Plumbing & Heating Corp	0	0%	0	0%	0	0%	0	0%	0	0%	0	0%	0	0	0%	0	0%	0
	Plumbing																		
	McKeon Door East	0	0%	0	0%	0	0%	0	0%	0	0%	0	0%	0	0	0%	0	0%	0
	Overhead Doors																		
	Orange County Ironworks, LLC	0	0%	0	0%	0	0%	0	0%	0	0%	0	0%	0	0	0%	0	0%	0
	Structural Steel																		
	Pyramid Floor Covering	0	0%	0	0%	0	0%	0	0%	0	0%	0	0%	0	0	0%	0	0%	0
	Flooring																		
	Ruttura & Sons	0	0%	0	0%	0	0%	0	0%	0	0%	0	0%	0	0	0%	0	0%	0
	Excavation/Foundation																		
	Transcontinental Contracting Inc	0	0%	0	0%	0	0%	0	0%	0	0%	0	0%	0	0	0%	0	0%	0
	Misc Metals																		
	United Air Conditioning Corp	0	0%	0	0%	0	0%	0	0%	0	0%	0	0%	0	0	0%	0	0%	0
	HVAC																		
Total Hours		0		62		0		0		0		0		0	0		0		0
Overall % of Total		0%		0%		0%		0%		0%		0%		0%	0%		0%		0%

* Denotes active contractors
¹ Denotes percentages of the individual MWL designation to the total workforce hours or total headcount

Phase 2 Below Grade

SCHEDULE OF MINORITY/WOMEN/LOCAL OWNED BUSINESS PARTICIPATION UTILIZATION PLAN

(No substitutions may be made on this submission except by prior written approval by Owner)

Schedule M1

Owner Name: Columbia University	Project: Phase 2 Below Grade
Address: 410 West 118th Street, NY, NY 10027	Telephone:
As of Date: 6/30/2024	Project Start: 10/1/2016 Project End: In Progress

OWNER						
Name	MWL Designation	Joint Venture?	Trade	Original Plan Amount \$'s	Current Plan Amount (incl CO's) \$'s	Total Payment to Date \$'s
Columbia University	NON	No	Owner			\$ 226,000

DIRECT SPEND VENDORS (Tier I)							
Name/Address/Phone # (if available) otherwise enter Trade	MWL Designation	Joint Venture?	Trade	Awarded?	Original Plan Amount \$'s	Current Plan Amount (incl CO's) \$'s	Total Payment to Date \$'s
MWL:							
Black Widow Termite & Pest Control Corp	W-ESD	No	Pest Control	Yes	\$ -	\$ 337	\$ 337
Doumas Electric Inc	L	No	Electrical	Yes	\$ -	\$ 3,117	\$ 3,117
Green Girl Printing and Messenger Inc	W	No	Printing Service	Yes	\$ -	\$ 4,034	\$ 4,034
King Rose of NY Inc	L	No	General Contractor	Yes	\$ -	\$ 51,306	\$ 51,306
Izzo Construction Corp	WL-ESD	No	General Contractor	Yes	\$ -	\$ 5,621	\$ 5,621
Scrub Clean Maintenance Corp	MWL-ESD	No	Cleaning	Yes	\$ -	\$ 100,003	\$ 100,003
The Sign Works Inc	W	No		Yes	\$ -	\$ 488	\$ 488
Watsons Plumbing and Heating	L	No	Plumbing	Yes	\$ -	\$ 1,731	\$ 1,731
M & J Mechanical Corp	W-ESD	No	Air Conditioning	Yes	\$ -	\$ 3,637	\$ 3,637
NON:							
Access Control Technologies Inc	NON	No	Security Systems	Yes	\$ -	\$ 185	\$ 185
Action Carting Environmental Servc	NON	No	Waste Management	Yes	\$ -	\$ 518	\$ 518
SOS Locksmith Corp	NON	No	Doors & Windows	Yes	\$ -	\$ 304	\$ 304
StarCom Communications Service	NON	No	Telecommunication	Yes	\$ -	\$ 54,719	\$ 54,719

<i>If there is no Original Plan then vendors were paid on an as-needed basis or vendors were contracted after the Original Plan</i>	Direct Spend Grand Total	\$ -	\$ 226,000	\$ 226,000
	MWL Direct Spend Total	\$ -	\$ 170,274	\$ 170,274
	Non-MWL Direct Spend Total	\$ -	\$ 55,726	\$ 55,726
	MWL % of Total	0%	75%	75%

Date: 6/30/2024

SCHEDULE OF MINORITY/WOMEN/LOCAL OWNED BUSINESS PARTICIPATION UTILIZATION PLAN

Schedule M1

(No substitutions may be made on this submission except by prior written approval by Owner)

Owner Name: Columbia University Project: Phase 2 Below Grade
Address: 410 West 118th Street, NY, NY 10027 Telephone:
As of Date: 6/30/2024 Project Start: 10/1/2016 Project End: In Progress

Table with 7 columns: Name, MWL Designation, Joint Venture?, Trade, Original Plan Amount, Current Plan Amount, Total Payment to Date. Row 1: Columbia University, NON, No, Owner, \$, \$, \$192,326,362.

Table with 8 columns: Name/Address/Phone #, MWL Designation, Joint Venture?, Trade, Awarded?, Original Plan Amount, Current Plan Amount, Total Payment to Date. Header: DIRECT SPEND VENDORS (Tier I). Row 1: Lend Lease US Construction LMB, NON, No, Construction, Yes, \$-, \$192,326,362, \$192,326,362.

If there is no Original Plan then vendors were paid on an as-needed basis or vendors were contracted after the Original Plan

Summary table with 3 columns: Description, Amount 1, Amount 2. Rows: Direct Spend Grand Total, MWL Direct Spend Total, Non-MWL Direct Spend Total, MWL % of Total.

Date: 6/30/2024

SCHEDULE OF MINORITY/WOMEN/LOCAL OWNED BUSINESS PARTICIPATION UTILIZATION PLAN

(No substitutions may be made on this submission except by prior written approval by Owner)

Schedule M2

Company Name: Lend Lease	Project: Phase 2 Below Grade
Trade: Construction Management	Contract:
Address: 622 West 132nd, 2nd fl, New York, NY 10027	Telephone: 212-939-9580
As of Date: 6/30/2024	Project Start: 10/1/2016
	Project End: In Progress

COMPANY (Tier I)						
Name	MWL Designation	Joint Venture?	Trade	Original Plan Amount \$'s	Current Plan Amount (incl CO's) \$'s	Total Payment to Date \$'s
Lend Lease	NON	No	Construction Management	\$ -	\$ 192,326,362	\$ 192,326,362

SUBCONTRACTORS (Tier II)							
Name/Address/Phone # (if available) otherwise enter Trade	MWL Designation	Joint Venture?	Trade	Awarded?	Original Plan Amount \$'s	Current Plan Amount (incl CO's) \$'s	Total Payment to Date \$'s
MWL:							
Civetta Cousins	L	No	Excavation	Yes	\$ -	\$ 62,864,265	\$ 62,864,265
Civetta Cousins	L	No	Foundation	Yes	\$ -	\$ 76,839,999	\$ 76,839,999
Eddington Security Inc	MW-ESD	No	Security	Yes	\$ -	\$ 101,285	\$ 101,285
J. D'Annunzio & Sons, Inc.	M	No	Utility	Yes	\$ -	\$ 6,550,000	\$ 6,550,000
Johnson Security Bureau Inc	MWL-ESD	No	Security	Yes	\$ -	\$ 1,353,325	\$ 1,353,325
The McKissack Group	MWL-ESD	No		Yes	\$ -	\$ 174,218	\$ 174,218
Roger & Sons Concrete Inc	M	No	Concrete	Yes	\$ -	\$ 9,090,075	\$ 9,090,075
NON:							
Cives Corp	NON	No	Structural Steel	Yes	\$ -	\$ 16,806,000	\$ 16,806,000
Par Environmental Corp	NON	No	Protection	Yes	\$ -	\$ 434,927	\$ 434,927
ASR Electrical Contracting Inc	NON	No	Electrical	Yes	\$ -	\$ 1,460,682	\$ 1,460,682

If there is no Original Plan then vendors were paid on an as-needed basis or vendors were contracted after the Original Plan

Tier II Grand Total	\$ -	\$ 175,674,776	\$ 175,674,776
MWL Tier II Total	\$ -	\$ 156,973,167	\$ 156,973,167
Non-MWL Tier II Total	\$ -	\$ 18,701,609	\$ 18,701,609
MWL % of Tier I	0%	82%	82%

Date: 6/30/2024

SCHEDULE OF MINORITY/WOMEN/LOCAL OWNED BUSINESS PARTICIPATION UTILIZATION PLAN

(No substitutions may be made on this submission except by prior written approval by Owner)

Schedule M3

CM Name:	Lend Lease		
Company Name:	Civetta Cousins	Project:	Phase 2 Below Grade
Trade:	Excavation	Contract:	
Address:	1100 East 156th Street Bronx, NY 10474	Telephone:	718-991-5100
As of Date:	6/30/2024	Project Start:	10/1/2016
		Project End:	In Progress

COMPANY (Tier II)						
Name	MWL Designation	Joint Venture?	Trade	Original Plan Amount \$'s	Current Plan Amount (incl CO's) \$'s	Total Payment to Date \$'s
Civetta Cousins	L	No	Excavation	\$ 62,864,265	\$ 62,864,265	\$ 62,864,265

SUBCONTRACTORS (Tier III)							
Name/Address/Phone # (if available) otherwise enter Trade	MWL Designation	Joint Venture?	Trade	Awarded?	Original Plan Amount \$'s	Current Plan Amount (incl CO's) \$'s	Total Payment to Date \$'s
MWL:							
CFS Steel Co	L	No	Reinforcing Steel Supplier	Yes	\$ 42,120	\$ 107,809	\$ 107,809
J&E Industries LLC	W-ESD	No	Reinforcing Steel Installation	Yes	\$ 91,800	\$ 123,827	\$ 123,827
JP Hogan Coring	W	No	Saw Cutting & Core Drilling	Yes	\$ 177,965	\$ 191,908	\$ 191,908
NON:							
Eagle One Roofing Contractors Inc	NON	No		62 Yes	\$ 177,900	\$ 179,381	\$ 179,381
JJ Rosenberg Electrical Contractors	NON	No	Electrical Contractor	Yes	\$ 425,000	\$ 503,308	\$ 503,308
Moretrench American Corp	NON	No	Furnish & Installation of Deep Wells	Yes	\$ 660,000	\$ 733,875	\$ 733,875
Moretrench / Hayward Baker Inc	NON	Yes	Installation of Piles and Anchors	Yes	\$ 12,500,000	\$ 14,345,787	\$ 14,345,787
Tier III Grand Total					\$ 14,074,785	\$ 16,185,895	\$ 16,185,895
MWL Tier III Total					\$ 311,885	\$ 423,544	\$ 423,544
Non-MWL Tier III Total					\$ 13,762,900	\$ 15,762,351	\$ 15,762,351
MWL % of Tier II					0%	1%	1%

If there is no Original Plan then vendors were paid on an as-needed basis or vendors were contracted after the Original Plan

Date: 6/30/2024

SCHEDULE OF MINORITY/WOMEN/LOCAL OWNED BUSINESS PARTICIPATION UTILIZATION PLAN

(No substitutions may be made on this submission except by prior written approval by Owner)

Schedule M3

CM Name:	Lend Lease	Project:	Phase 2 Below Grade
Company Name:	Civetta Cousins	Contract:	
Trade:	Foundation	Telephone:	718-991-5100
Address:	1100 East 156th Street Bronx, NY 10474	Project Start:	10/1/2016
As of Date:	6/30/2024	Project End:	In Progress

COMPANY (Tier II)						
Name	MWL Designation	Joint Venture?	Trade	Original Plan Amount \$'s	Current Plan Amount (incl CO's) \$'s	Total Payment to Date \$'s
Civetta Cousins	L	No	Foundation	\$ 76,839,999	\$ 76,839,999	\$ 76,839,999

SUBCONTRACTORS (Tier III)							
Name/Address/Phone # (if available) otherwise enter Trade	MWL Designation	Joint Venture?	Trade	Awarded?	Original Plan Amount \$'s	Current Plan Amount (incl CO's) \$'s	Total Payment to Date \$'s
MWL:							
CFS Steel Co	L	No	Reinforcing Steel Supplier	Yes	\$ 2,500,000	\$ 2,439,247	\$ 2,439,247
J&E Industries LLC	W-ESD	No	Reinforcing Steel Installation	Yes	\$ 5,750,000	\$ 5,188,476	\$ 5,188,476
NON:							
Moretrench / Hayward Baker Inc	NON	Yes	Installation of Piles and Anchors	Yes	\$ 24,000,000	\$ 23,627,500	\$ 23,627,500
JA Lee Electrical Services	NON	No	62	Yes	\$ 652,000	\$ 673,906	\$ 673,906
Melric Systems Corp	NON	No	Waterproofing	Yes	\$ 3,300,000	\$ 2,147,035	\$ 2,147,035

If there is no Original Plan then vendors were paid on an as-needed basis or vendors were contracted after the Original Plan

Tier III Grand Total	\$ 36,202,000	\$ 34,076,164	\$ 34,076,164
MWL Tier III Total	\$ 8,250,000	\$ 7,627,723	\$ 7,627,723
Non-MWL Tier III Total	\$ 27,952,000	\$ 26,448,441	\$ 26,448,441
MWL % of Tier II	11%	10%	10%

SCHEDULE OF MINORITY/WOMEN/LOCAL OWNED BUSINESS PARTICIPATION UTILIZATION PLAN

(No substitutions may be made on this submission except by prior written approval by Owner)

Schedule M3

CM Name: Lend Lease
Company Name: Par Environmental Corp
Trade: Protection
Address: 313 Spook Rock Road, Suffern, New York 10901
As of Date: 6/30/2024

Project: Phase 2 Below Grade
Contract:
Telephone: 854-369-7500
Project Start: 10/1/2016 **Project End:** In Progress

COMPANY (Tier II)						
Name	MWL Designation	Joint Venture?	Trade	Original Plan Amount \$'s	Current Plan Amount (incl CO's) \$'s	Total Payment to Date \$'s
Par Environmental Corp	NON	No	Protection	\$ 434,927	\$ 434,927	\$ 434,927

SUBCONTRACTORS (Tier III)							
Name/Address/Phone # (if available) otherwise enter Trade	MWL Designation	Joint Venture?	Trade	Awarded?	Original Plan Amount \$'s	Current Plan Amount (incl CO's) \$'s	Total Payment to Date \$'s
NON:							
Commodore Construction Corporation	NON	Yes	Concrete Masonry Fireproofing	Yes	\$ 33,672	\$ 33,672	\$ 33,672
				62			

<i>If there is no Original Plan then vendors were paid on an as-needed basis or vendors were contracted after the Original Plan</i>	Tier III Grand Total	\$ 33,672	\$ 33,672	\$ 33,672
	MWL Tier III Total	\$ -	\$ -	\$ -
	Non-MWL Tier III Total	\$ 33,672	\$ 33,672	\$ 33,672
	MWL % of Tier II	0%	0%	0%

Date: 6/30/2024

SCHEDULE OF MINORITY/WOMEN/LOCAL OWNED BUSINESS PARTICIPATION UTILIZATION PLAN
 (No substitutions may be made on this submission except by prior written approval by Owner)

Schedule M3

CM Name: Lend Lease		Project: Phase 2 Below Grade	
Company Name: Cives Corp		Contract:	
Trade: Structural Steel		Telephone: 315-287-2200	
Address: 8 Church Street, Gouverneur, NY 13642		Project Start: 10/1/2016	Project End: In Progress
As of Date: 6/30/2024			

COMPANY (Tier II)						
Name	MWL Designation	Joint Venture?	Trade	Original Plan Amount \$'s	Current Plan Amount (incl CO's) \$'s	Total Payment to Date \$'s
Cives Corp	NON	No	Structural Steel	\$ 16,806,000	\$ 16,806,000	\$ 16,806,000

SUBCONTRACTORS (Tier III)								
Name/Address/Phone # (if available) otherwise enter Trade	MWL Designation	Joint Venture?	Trade	Awarded?	Original Plan Amount \$'s	Current Plan Amount (incl CO's) \$'s	Total Payment to Date \$'s	
MWL:								
Baco Enterprises Inc	L	No	Misc Steel	Yes	\$ 500,000	\$ 660,849	\$ 660,849	
Commonwealth Metal Co	W-ESD	No	Material	Yes	\$ 1,750,000	\$ 1,779,435	\$ 1,779,435	
Ryan Biggs/ Clark Davis	W-ESD	No	Engineering	Yes	\$ 40,000	\$ 157,025	\$ 157,025	
NON:								
JF Stearns	NON	No		62	Yes	\$ 8,790,000	\$ 9,518,513	
The Berlin Steel Construction Company	NON	No	Stair Supply & Erection	Yes	\$ 556,000	\$ 570,749	\$ 570,749	
					Tier III Grand Total	\$ 11,636,000	\$ 12,686,571	\$ 12,686,571
					MWL Tier III Total	\$ 2,290,000	\$ 2,597,309	\$ 2,597,309
					Non-MWL Tier III Total	\$ 9,346,000	\$ 10,089,262	\$ 10,089,262
					MWL % of Tier II	14%	15%	15%

If there is no Original Plan then vendors were paid on an as-needed basis or vendors were contracted after the Original Plan

GC/CM:	Lend Lease
Date Range:	8/1/2008 - 6/30/2024
As of :	45530

Phase 2 Below Grade SCHEDULE OF WORKFORCE PARTICIPATION

Tier	Contractor									Total MWL			Non-MWL			Total Hours			Headcount						
		Hrs	% ¹	Hrs	% ¹	Hrs	% ¹	Hrs	% ¹	Hrs	% ¹	Hrs	% ¹	Hrs	#	% ¹	#	% ¹	#						
Tier I (Direct)	Lend Lease (US) Construction LMB Construction Management	6,165	43%	2,429	17%	8	0%	0	0%	0	0%	0	0%	0	0%	8,601	60%	5,791	40%	14,392	14	67%	7	33%	21
Tier II	ASR Electrical Contracting Inc Electrical	545	22%	0	0%	0	0%	0	0%	0	0%	0	0%	0	0%	545	22%	1,886	78%	2,431	4	18%	18	82%	22
	ASR Electrical Electrical	0	0%	0	0%	0	0%	48	2%	0	0%	0	0%	0	0%	48	2%	1,991	98%	2,039	1	20%	4	80%	5
	Cives Steel Street Structures	7,149	15%	0	0%	0	0%	8	0%	165	0%	0	0%	0	0%	7,322	16%	39,204	84%	46,526	32	25%	98	75%	130
	Civetta Cousins JV, LLC Structural Steel	9,070	39%	0	0%	0	0%	0	0%	514	2%	0	0%	0	0%	9,584	41%	13,959	59%	23,542	226	39%	356	61%	582
	Civetta Cousins JV Street Structures	98,589	36%	2,192	1%	368	0%	2,568	1%	3,526	1%	0	0%	0	0%	107,243	39%	169,744	61%	276,986	17	38%	28	62%	45
	J D'Annunzio & Sons Utility	5,493	25%	86	0%	0	0%	9	0%	8	0%	0	0%	0	0%	5,596	25%	16,475	75%	22,071	135	54%	114	46%	249
	Par Environmental Corporation Protection	2,283	55%	0	0%	0	0%	16	0%	0	0%	0	0%	0	0%	2,299	55%	1,875	45%	4,174	19	54%	16	46%	35
	Roger & Sons Concrete	17,957	38%	47	0%	0	0%	192	0%	287	1%	0	0%	68	0%	18,551	39%	28,824	61%	47,375	135	43%	180	57%	315
Total Hours		147,250		4,754		376		2,841		4,499		0		68		159,788		279,746		439,534	583		821		1,404
Overall % of Total		34%		1%		0%		1%		1%		0%		0%		36%		64%		100%	42%		58%		100%

* Denotes active contractors

¹ Denotes percentages of the individual MWL designation to the total workforce hours or total headcount

Contractor	Start	End
ASR Electrical Contracting Inc	12/6/2017	6/6/2020
Cives Steel	10/8/2016	10/12/2019
Civetta Cousins JV	10/8/2016	6/6/2020
J D'Annunzio & Sons	12/29/2018	5/16/2020
Par Environmental Corporation	5/7/2017	10/14/2018
Roger & Sons	2/27/2018	4/9/2019

GC/CM:	Lend Lease
Date Range:	4/1/2024 - 6/30/2024
As of :	45530

Phase 2 Below Grade SCHEDULE OF WORKFORCE PARTICIPATION

Tier	Contractor												Headcount												
		M		W		L		MW		ML		WL		MWL		Total MWL		Non-MWL		Total Hours	Total				
		Hrs	% ¹	Hrs	% ¹	Hrs	% ¹	Hrs	% ¹	Hrs	% ¹	Hrs	% ¹	Hrs	% ¹	Hrs	% ¹	Hrs	% ¹	Hrs	#	% ¹	#	% ¹	#
Tier I (Direct)	Lend Lease US Construction LMB Construction Management	0	0%	0	0%	0	0%	0	0%	0	0%	0	0%	0	0%	0	0%	0	0%	0	0	0%	0	0%	0
Tier II	ASR Electrical Contracting Inc Electrical	0	0%	0	0%	0	0%	0	0%	0	0%	0	0%	0	0%	0	0%	0	0%	0	0	0%	0	0%	0
	Cives Steel Structural Steel	0	0%	0	0%	0	0%	0	0%	0	0%	0	0%	0	0%	0	0%	0	0%	0	0	0%	0	0%	0
	Civetta Cousins JV Street Structures	0	0%	6200%	0%	0	0%	0	0%	0	0%	0	0%	0	0%	0	0%	0	0%	0	0	0%	0	0%	0
	J D'Annunzio & Sons Utility	0	0%	0	0%	0	0%	0	0%	0	0%	0	0%	0	0%	0	0%	0	0%	0	0	0%	0	0%	0
	Par Environmental Corporation Protection	0	0%	0	0%	0	0%	0	0%	0	0%	0	0%	0	0%	0	0%	0	0%	0	0	0%	0	0%	0
	Roger & Sons Concrete	0	0%	0	0%	0	0%	0	0%	0	0%	0	0%	0	0%	0	0%	0	0%	0	0	0%	0	0%	0
Total Hours		0		62		0		0		0		0		0		0		0		0	0		0		0
Overall % of Total		0%		0%		0%		0%		0%		0%		0%		0%		0%		0%	0%		0%		0%

¹ Denotes active contractors

¹ Denotes percentages of the individual MWL designation to the total workforce hours or total headcount

Columbia Business School

SCHEDULE OF MINORITY/WOMEN/LOCAL OWNED BUSINESS PARTICIPATION UTILIZATION PLAN

Schedule M1

(No substitutions may be made on this submission except by prior written approval by Owner)

Owner Name:	Columbia University	Project:	Columbia Business School Above Grade
Address:	410 West 118th Street, NY, NY 10027	Telephone:	
As of Date:	6/30/2024	Project Start:	1/1/2018
		Project End:	In Progress

OWNER						
Name	MWL Designation	Joint Venture?	Trade	Original Plan Amount \$'s	Current Plan Amount (incl CO's) \$'s	Total Payment to Date \$'s
Columbia University	NON	No	Owner	\$ 13,228,903	\$ 14,121,130	\$ 6,614,829

DIRECT SPEND VENDORS (Tier I)								
Name/Address/Phone # (if available) otherwise enter Trade	MWL Designation	Joint Venture?	Trade	Awarded?	Original Plan Amount \$'s	Current Plan Amount (incl CO's) \$'s	Total Payment to Date \$'s	
MWL:								
Doumas Electric Inc	L	No	Electrical	Yes	\$ -	\$ 2,765	\$ 2,765	
Green Girl Printing and Messenger Inc	W	No	Printing Service	Yes	\$ 30,000	\$ 39,913	\$ 39,913	
King Rose of NY Inc	L	No	General Contractor	Yes	\$ -	\$ 663	\$ 663	
M & J Mecahnical Corp	W-ESD	No	HVAC	Yes	\$ -	\$ 23,813	\$ 23,813	
Mamais Contracting Corp	WL-ESD	No	General Contractor	Yes	\$ 11,671	\$ 74,939	\$ 74,939	
Scrub Clean Maintenance Corp	MWL-ESD	No	Cleaning	Yes	\$ 90,918	\$ 204,078	\$ 204,078	
Jesse Shapiro & James Glass Co	L	No		Yes	\$ -	\$ 6,600	\$ 6,600	
Crown Sign Systems	W	No	Signs	Yes	\$ -	\$ 19,450	\$ 19,450	
NON:								
Construction Documentation of NYC LLC	NON	No	AV/Cable/Telecom	Yes	\$ 250,787	\$ 250,787	\$ 182,190	
American Electrical Testing Co LLC	NON	No	Electrical Testing	Yes	\$ 22,500	\$ 22,500	\$ 675	
DAL Electrical Corp	NON	No	Electrical	Yes	\$ 8,907	\$ 36,627	\$ 36,627	
Empire Office Inc	NON	No	Furniture	Yes	\$ 12,530,412	\$ 12,550,407	\$ 5,400,798	
International Testing and Balancing	NON	No	HVAC	Yes	\$ -	\$ 1,500	\$ 1,500	
Jacobs Engineering	NON	No	Engineering	Yes	\$ 283,709	\$ 283,709	\$ 17,439	
Jaros Baum & Bolles	NON	No	Engineering	Yes	\$ -	\$ 5,000	\$ 5,000	
Central Moving & Storage Co	NON	No	Moving and Storage	Yes	\$ -	\$ 165,730	\$ 165,730	
DFB Sales Inc	NON	No	Doors/Glazing/Windows	Yes	\$ -	\$ 6,365	\$ 6,365	
Platimun Maintenance Services Corp	NON	No	Flooring	Yes	\$ -	\$ 65,941	\$ 65,941	
W&W Glass LLC	NON	No	Doors/Glazing/Windows	Yes	\$ -	\$ 28,462	\$ 28,462	
275 Technology Solutions Inc	NON	No	Fire Protection/Suppression	Yes	\$ -	\$ 17,366	\$ 17,366	
Nouveau Elevator Ind Inc	NON	No	Conveyance Systems	Yes	\$ -	\$ 1,059	\$ 1,059	
Cosmopolitan Construction Company	NON	No	General Contracting	Yes	\$ -	\$ 73,862	\$ 73,862	
Allegion Access Technologies LLC	NON	No	Doors/Glazing/Windows	Yes	\$ -	\$ 553	\$ 553	
Tercon Systems Inc.	NON	No	Flooring	Yes	\$ -	\$ 172,979	\$ 172,979	
Commodore Construction Corp	NON	No	General Contracting	Yes	\$ -	\$ 31,800	\$ 31,800	
Hellman Construction Co Inc	NON	No	General Contracting	Yes	\$ -	\$ 34,262	\$ 34,262	

Direct Spend Grand Total	\$ 13,228,903	\$ 14,121,130	\$ 6,614,829
MWL Direct Spend Total	\$ 132,588	\$ 372,221	\$ 372,221
Non-MWL Direct Spend Total	\$ 13,096,315	\$ 13,748,909	\$ 6,242,608
MWL % of Total	1%	3%	6%

SCHEDULE OF MINORITY/WOMEN/LOCAL OWNED BUSINESS PARTICIPATION UTILIZATION PLAN

(No substitutions may be made on this submission except by prior written approval by Owner)

Schedule M1

Owner Name: Columbia University **Project:** Columbia Business School Kravis Hall
Address: 410 West 118th Street, NY, NY 10027 **Telephone:**
As of Date: 6/30/2024 **Project Start:** 4/28/2021 **Project End:** In Progress

OWNER						
Name	MWL Designation	Joint Venture?	Trade	Original Plan Amount \$'s	Current Plan Amount (incl CO's) \$'s	Total Payment to Date \$'s
Columbia University	NON	No	Owner	\$ 1,787,664	\$ 1,729,725	\$ 1,541,082

DIRECT SPEND VENDORS (Tier I)							
Name/Address/Phone # (if available) otherwise enter Trade	MWL Designation	Joint Venture?	Trade	Awarded?	Original Plan Amount \$'s	Current Plan Amount (incl CO's) \$'s	Total Payment to Date \$'s
NON:							
Talisen Construction Corporation	NON	No	Construction	Yes	\$ 1,787,664	\$ 1,729,725	\$ 1,541,082

<i>If there is no Original Plan then vendors were paid on an as-needed basis or vendors were contracted after the Original Plan</i>	Direct Spend Grand Total	\$ 1,787,664	\$ 1,729,725	\$ 1,541,082
	MWL Direct Spend Total	\$ -	\$ -	\$ -
	Non-MWL Direct Spend Total	\$ 1,787,664	\$ 1,729,725	\$ 1,541,082
	MWL % of Total	0%	0%	0%

Date: 6/30/2024

SCHEDULE OF MINORITY/WOMEN/LOCAL OWNED BUSINESS PARTICIPATION UTILIZATION PLAN

(No substitutions may be made on this submission except by prior written approval by Owner)

Schedule M2

Company Name:	Talisen Construction Corporation	Project:	Columbia Business School Kravis Hall
Trade:	General Contractor	Contract:	
Address:	213 W 35th Street New York, NY 10001	Telephone:	(212) 244-4581
As of Date:	6/30/2024	Project Start:	4/28/2021
		Project End:	In Progress

COMPANY (Tier I)						
Name	MWL Designation	Joint Venture?	Trade	Original Plan Amount \$'s	Current Plan Amount (incl CO's) \$'s	Total Payment to Date \$'s
Talisen Construction Corporation	NON	No	Construction Management	\$ 1,787,664	\$ 1,729,725	\$ 1,541,082

SUBCONTRACTORS (Tier II)								
Name/Address/Phone # (if available) otherwise enter Trade	MWL Designation	Joint Venture?	Trade	Awarded?	Original Plan Amount \$'s	Current Plan Amount (incl CO's) \$'s	Total Payment to Date \$'s	
MWL:								
Liberty Doorworks Inc.	W	No	Doors/Frames/Hardware	Yes	\$ 36,000	\$ 38,512	\$ 33,160	
Limongelli Electric Corp	MW	No	Electrical	Yes	\$ 367,000	\$ 344,257	\$ 317,334	
NON:								
Air Exchange & Energy Solutions Inc.	NON	No	HVAC	Yes	\$ 138,000	\$ 138,745	\$ 124,871	
Ameriscan GPR Inc	NON	No	X-Ray/GPR	Yes	\$ 1,200	\$ 1,200	\$ 1,200	
AWS Plumbing and Heating	NON	No	Sprinkler	Yes	\$ 48,000	\$ 50,284	\$ 45,256	
Benco Inc	NON	No	Toilet Accessories	Yes	\$ 7,200	\$ 7,200	\$ 7,200	
Black Dog	NON	No	Painting	Yes	\$ 20,500	\$ 20,500	\$ 18,450	
Brisk Contracting Corp	NON	No	Drywall	Yes	\$ 140,000	\$ 162,359	\$ 117,859	
Commercial Flooring Specialist	NON	No	Carpet	Yes	\$ 12,745	\$ 12,745	\$ 12,745	
Cooper Electric Supply	NON	No	Light Fixtures	Yes	\$ 23,650	\$ 25,408	\$ 21,715	
Doortec Architectural Metal & Glass LLC	NON	No	Metal & Glass	Yes	\$ 279,500	\$ 229,419	\$ 206,477	
Dormar Construction Co. Inc.	NON	No	Tile & Stone	Yes	\$ 36,000	\$ 78,806	\$ 78,806	
East Coast Solar Solutions Corp	NON	No	Glazing	Yes	\$ 1,698	\$ 1,698	\$ 1,698	
Maspeth Welding Inc.	NON	No	Steel	Yes	\$ 49,000	\$ 62,275	\$ 62,275	
RCJP	NON	No	Roofing	Yes	\$ 15,075	\$ 15,075	\$ 15,075	
South Coast	NON	No	Roofing	Yes	\$ 16,915	\$ 19,215	\$ 15,224	
William C. Gerakaris Plumbing & Heating Corp	NON	No	Plumbing	Yes	\$ 142,500	\$ 158,815	\$ 158,815	
X - Cell Insulation Corp	NON	No	Fireproofing	Yes	\$ 3,500	\$ 3,500	\$ 3,500	
					Tier II Grand Total	\$ 1,338,483	\$ 1,370,013	\$ 1,241,660
					MWL Tier II Total	\$ 403,000	\$ 382,769	\$ 350,494
					Non-MWL Tier II Total	\$ 935,483	\$ 987,244	\$ 891,166
					MWL % of Tier II	23%	22%	23%

** paid on an as-needed basis or vendors were contracted after the Original Plan*

SCHEDULE OF MINORITY/WOMEN/LOCAL OWNED BUSINESS PARTICIPATION UTILIZATION PLAN
(No substitutions may be made on this submission except by prior written approval by Owner)

Schedule M2

Company Name:	Turner Construction Company	Project:	Columbia Business School Above Grade
Trade:	Construction Management	Contract:	
Address:	375 Hudson Street, 6th Floor, New York, NY 10014	Telephone:	(212) 229-6000
As of Date:	6/30/2024	Project Start:	1/1/2018
		Project End:	In Progress

COMPANY (Tier I)						
Name	MWL Designation	Joint Venture?	Trade	Original Plan Amount \$'s	Current Plan Amount (Incl CO's) \$'s	Total Payment to Date \$'s
Turner Construction Company	NON	No	Construction Management	\$ 302,846,202	\$ 410,735,029	\$ 400,281,520

SUBCONTRACTORS (Tier II)							
Name/Address/Phone # (if available) otherwise enter Trade	MWL Designation	Joint Venture?	Trade	Awarded?	Original Plan Amount \$'s	Current Plan Amount (Incl CO's) \$'s	Total Payment to Date \$'s
NON:							
Almar Plumbing	NON	No	Plumbing	Yes	\$ 8,619,000	\$ 8,647,247	\$ 8,647,247
BAMCO Inc.	NON	No	Metal Wall Panels	Yes	\$ 4,985,000	\$ 5,212,530	\$ 5,212,530
Champion Metal & Glass	NON	No	Ornamental Metals	Yes	\$ 3,961,299	\$ 4,465,329	\$ 4,465,329
Cives	NON	No	Structural Steel	Yes	\$ 34,842,383	\$ 45,775,000	\$ 45,775,000
Concrete Industries Inc.	NON	No	Early Sitework	Yes	\$ 891,871	\$ 310,868	\$ 310,868
DFB Sales	NON	No		Yes	\$ 1,610,000	\$ 1,525,019	\$ 1,525,019
F.W Sims	NON	No	HVAC AG Piping	Yes	\$ 37,300,000	\$ 38,182,597	\$ 38,182,597
Furniture Consultants (FCI)	NON	No	Glass - Aluminum Partitions	Yes	\$ 6,501,493	\$ 6,915,689	\$ 6,915,689
Furniture Consultants (FCI)	NON	No	Seminar Tables	Yes	\$ 1,347,661	\$ 1,321,796	\$ 1,321,796
Global BMU, LLC	NON	No	Window Washing Equipment	Yes	\$ 1,787,170	\$ 1,758,990	\$ 1,758,990
HB Communications	NON	No	AV	Yes	\$ 11,199,000	\$ 10,819,588	\$ 10,819,588
Heritage Mechanical	NON	No	HVAC Site 6B Airside	Yes	\$ 8,350,000	\$ 8,811,850	\$ 8,811,850
Hi Tech	NON	No	Access Flooring	Yes	\$ 1,695,000	\$ 2,045,731	\$ 2,045,731
Island International Enterprise	NON	No	Spray Fireproofing	Yes	\$ 1,361,500	\$ 2,512,336	\$ 2,512,336
Jacobson & Company	NON	No	Rough Carpentry	Yes	\$ 11,000,000	\$ 14,016,217	\$ 14,016,217
Jacobson & Company	NON	No	Specialty Ceilings/GFRG	Yes	\$ 6,550,000	\$ 6,887,716	\$ 6,887,716
JEM Architectural	NON	No	Ornamental Metals	Yes	\$ 9,290,000	\$ 9,601,435	\$ 9,601,435
PJ Mechanical	NON	No	HVAC Site 7 Airside	Yes	\$ 11,500,000	\$ 12,557,968	\$ 12,557,968
Platinum Tile	NON	No	Terrazzo	Yes	\$ 2,249,000	\$ 2,595,867	\$ 2,595,867
Poltrona Frau	NON	No	Forum Seating	Yes	\$ 391,690	\$ 370,332	\$ 370,332
Post Road	NON	No	Overhead Doors	Yes	\$ 650,000	\$ 2,751,642	\$ 2,751,642
Proformance Systems	NON	No	Operable Partitions	Yes	\$ 80,000	\$ 87,068	\$ 87,068
Safway Atlantic	NON	No	Hoist & Protection	Yes	\$ 3,010,000	\$ 3,341,777	\$ 3,341,777
Scanga Woodworking Corp.	NON	No	Millwork	Yes	\$ 4,671,744	\$ 4,739,581	\$ 4,739,581
Schneider Electric	NON	No	AG BMS Controls	Yes	\$ 4,655,000	\$ 5,044,492	\$ 5,044,492
Schneider Electric	NON	No	IT	Yes	\$ 10,083,300	\$ 10,049,791	\$ 10,049,791
Sherland & Farrington	NON	No	Resilient Flooring	Yes	\$ 2,439,943	\$ 3,449,334	\$ 3,449,334
Spectrum Painting	NON	No	Paint	Yes	\$ 2,983,056	\$ 3,975,287	\$ 3,975,287
Spectrum Painting	NON	No	Resinous Flooring	Yes	\$ 765,950	\$ 877,878	\$ 877,878
Transel Elevator	NON	No	Elevators	Yes	\$ 8,558,816	\$ 8,987,093	\$ 8,987,093
Turner Logistics - ATS - 1407	NON	No	Equipment	Yes	\$ 176,170	\$ 205,427	\$ 205,427
Turner Logistics - Chilled Beams - 1308	NON	No	Equipment	Yes	\$ 899,812	\$ 1,149,017	\$ 1,149,017
Turner Logistics - CRAC Units - 1307	NON	No	Equipment	Yes	\$ 308,675	\$ 80,445	\$ 80,445
Turner Logistics - Indoor AHU's 1309	NON	No	Equipment	Yes	\$ 634,418	\$ 638,342	\$ 638,342
Turner Logistics - Light Fixtures 1472	NON	No	Equipment	Yes	\$ 3,544,297	\$ 3,726,088	\$ 3,726,088
Turner Logistics - Outdoor AHU's - 1215	NON	No	Equipment	Yes	\$ 4,213,575	\$ 4,344,066	\$ 4,344,066
Turner Logistics - Switchgear 1220	NON	No	Equipment	Yes	\$ 2,413,235	\$ 2,720,832	\$ 2,720,832
United Structural Works, Inc	NON	No	Misc. Metals	Yes	\$ 3,380,000	\$ 5,694,138	\$ 5,694,138
Unity Electric	NON	No	Site 6B Electrical Floor Fit out	Yes	\$ 10,550,000	\$ 12,087,999	\$ 12,087,999
Weinstein & Holtzman	NON	No	Toilet Accessories	Yes	\$ 948,950	\$ 1,089,081	\$ 1,089,081
Wolkow Braker Roofing	NON	No	Roofing	Yes	\$ 3,107,892	\$ 3,694,879	\$ 3,694,879
Woodworks Construction	NON	No	Wood Flooring	Yes	\$ 1,476,000	\$ 1,748,752	\$ 1,748,752
Zwicker Electric	NON	No	AG Electrical Distribution	Yes	\$ 16,674,277	\$ 18,169,704	\$ 18,169,704
Tier II Grand Total					\$ 310,219,982	\$ 351,675,171	\$ 351,675,171
MWL Tier II Total					\$ 58,562,805	\$ 68,688,353	\$ 68,688,353
Non-MWL Tier II Total					\$ 251,657,177	\$ 282,986,818	\$ 282,986,818
MWL % of Tier I					19%	17%	17%

If there is no Original Plan then

Date: 6/30/2024

SCHEDULE OF MINORITY/WOMEN/LOCAL OWNED BUSINESS PARTICIPATION UTILIZATION PLAN

(No substitutions may be made on this submission except by prior written approval by Owner)

CM Name: Turner Construction Company
Company Name: Almar Plumbing & Heating Corp. **Project:** Columbia Business School Above Grade
Trade: Plumbing **Contract:**
Address: 50 Bethpage Road, Hicksville, NY 11801 **Telephone:** 516-740-5900
As of Date: 6/30/2024 **Project Start:** 1/1/2018 **Project End:** Final

COMPANY (Tier II)						
Name	MWL Designation	Joint Venture?	Trade	Original Plan Amount \$'s	Current Plan Amount (incl CO's) \$'s	Total Payment to Date \$'s
Almar Plumbing & Heating Corp.	NON	No	Plumbing	\$ 8,619,000	\$ 8,647,247	\$ 8,647,247

SUBCONTRACTORS (Tier III)							
Name/Address/Phone # (if available) otherwise enter Trade	MWL Designation	Joint Venture?	Trade	Awarded?	Original Plan Amount \$'s	Current Plan Amount (incl CO's) \$'s	Total Payment to Date \$'s
MWL:							
Henry Quentzel Plumbing Supply Co Inc.	W	No	Supplies	Yes	\$ 50,000	\$ 172,385	\$ 172,385
IAR	W-ESD	No	Insulation	Yes	\$ 490,000	\$ 566,665	\$ 566,665
NY Plumbing Wholesale & Supply	M-ESD	No	Supplies	Yes	\$ 600,000	\$ 714,011	\$ 714,011
Cassone Leasing	W-ESD	No	Modular Building	Yes	\$ 30,000	\$ 34,075	\$ 34,075
NON:							

If there is no Original Plan then vendors were paid on an as-needed basis or vendors were contracted after the Original Plan

Tier III Grand Total	\$ 1,170,000	\$ 1,487,136	\$ 1,487,136
MWL Tier III Total	\$ 1,170,000	\$ 1,487,136	\$ 1,487,136
Non-MWL Tier III Total	\$ -	\$ -	\$ -
MWL % of Tier II	14%	17%	17%

SCHEDULE OF MINORITY/WOMEN/LOCAL OWNED BUSINESS PARTICIPATION UTILIZATION PLAN

(No substitutions may be made on this submission except by prior written approval by Owner)

Schedule M3

CM Name:	Turner Construction Company	Project:	Columbia Business School Above Grade
Company Name:	Concrete Industries One Corp	Contract:	
Trade:	Concrete Industries One Corp	Telephone:	732-367-2020
Address:	300 Boulevard of the Americas, Lakewood, NJ 08701	Project Start:	1/1/2018
As of Date:	6/30/2024	Project End:	Final

COMPANY (Tier II)						
Name	MWL Designation	Joint Venture?	Trade	Original Plan Amount \$'s	Current Plan Amount (incl CO's) \$'s	Total Payment to Date \$'s
Concrete Industries One Corp	NON	No	Concrete Industries One Corp	\$ 891,871	\$ 310,868	\$ 310,868

SUBCONTRACTORS (Tier III)							
Name/Address/Phone # (if available) otherwise enter Trade	MWL Designation	Joint Venture?	Trade	Awarded?	Original Plan Amount \$'s	Current Plan Amount (incl CO's) \$'s	Total Payment to Date \$'s
MWL:							
US Concrete	W	No	Concrete	Yes		\$ 10,997	\$ 10,997
JMJ Pro Trucking	M	No	Trucking	Yes		\$ 23,565	\$ 23,565
				62			
NON:							
HD Supply	NON	No	Supplies	Yes		\$ 6,784	\$ 6,784

If there is no Original Plan then vendors were paid on an as-needed basis or vendors were contracted after the Original Plan

Tier III Grand Total	\$ -	\$ 41,346	\$ 41,346
MWL Tier III Total	\$ -	\$ 34,562	\$ 34,562
Non-MWL Tier III Total	\$ -	\$ 6,784	\$ 6,784
MWL % of Tier III	0%	11%	11%

Date: 6/30/2024

SCHEDULE OF MINORITY/WOMEN/LOCAL OWNED BUSINESS PARTICIPATION UTILIZATION PLAN

(No substitutions may be made on this submission except by prior written approval by Owner)

Schedule M3

CM Name:	Turner Construction Company	
Company Name:	Egg Electric Inc	Project: Columbia Business School Above Grade
Trade:	Electrical Fitout AG	Contract:
Address:	35 W 45 Street 4th Floor NY NY 10038	Telephone: 212-570-5049
As of Date:	6/30/2024	Project Start: 1/1/2018
		Project End: In Progress

COMPANY (Tier II)						
Name	MWL Designation	Joint Venture?	Trade	Original Plan Amount \$'s	Current Plan Amount (incl CO's) \$'s	Total Payment to Date \$'s
Egg Electric Inc	W	No	Electrical Fitout AG	\$ 13,950,000	\$ 15,914,207	\$ 15,914,207

SUBCONTRACTORS (Tier III)							
Name/Address/Phone # (if available) otherwise enter Trade	MWL Designation	Joint Venture?	Trade	Awarded?	Original Plan Amount \$'s	Current Plan Amount (incl CO's) \$'s	Total Payment to Date \$'s
MWL:							
IAR Insulation	W-ESD	No	Insulators	Yes	\$ 15,000	\$ 24,876	\$ 24,876
Tier III Grand Total					\$ 15,000	\$ 24,876	\$ 24,876
MWL Tier III Total					\$ 15,000	\$ 24,876	\$ 24,876
Non-MWL Tier III Total					\$ -	\$ -	\$ -
MWL % of Tier III					0%	0%	0%

If there is no Original Plan then vendors were paid on an as-needed basis or vendors were contracted after the Original Plan

Date: 6/30/2024

SCHEDULE OF MINORITY/WOMEN/LOCAL OWNED BUSINESS PARTICIPATION UTILIZATION PLAN

(No substitutions may be made on this submission except by prior written approval by Owner)

Schedule M3

CM Name: Turner Construction Company
Company Name: First Women's Fire Systems Corp **Project:** Columbia Business School Above Grade
Trade: Fire Sprinkler Installation **Contract:**
Address: 55 West 59th Street New York, NY 10018 **Telephone:** 212-570-5049
As of Date: 6/30/2024 **Project Start:** 1/1/2018 **Project End:** Final

COMPANY (Tier II)						
Name	MWL Designation	Joint Venture?	Trade	Original Plan Amount \$'s	Current Plan Amount (incl CO's) \$'s	Total Payment to Date \$'s
First Women's Fire Systems Corp	W-ESD	No	Fire Sprinkler Installation	\$ 3,961,400	\$ 3,798,480	\$ 3,798,480

SUBCONTRACTORS (Tier III)							
Name/Address/Phone # (if available) otherwise enter Trade	MWL Designation	Joint Venture?	Trade	Awarded?	Original Plan Amount \$'s	Current Plan Amount (incl CO's) \$'s	Total Payment to Date \$'s
MWL:							
NON:							
Rael Automatic Sprinkler Co. Inc	NON	No		Yes	\$ 396,140	\$ 225,640	\$ 225,640
Milrose	NON	No	Expeditior	Yes	\$ 8,323	\$ 8,323	\$ 8,323

If there is no Original Plan then vendors were paid on an as-needed basis or vendors were contracted after the Original Plan

Tier III Grand Total	\$ 404,463	\$ 233,963	\$ 233,963
MWL Tier III Total	\$ -	\$ -	\$ -
Non-MWL Tier III Total	\$ 404,463	\$ 233,963	\$ 233,963
MWL % of Tier III	0%	0%	0%

SCHEDULE OF MINORITY/WOMEN/LOCAL OWNED BUSINESS PARTICIPATION UTILIZATION PLAN

(No substitutions may be made on this submission except by prior written approval by Owner)

Schedule M3

CM Name:	Turner Construction Company	Project:	Columbia Business School Above Grade
Company Name:	Furniture Consultants	Contract:	
Trade:	Demountable Walls and Seminar Tables	Telephone:	212-299-4500
Address:	1450 Broadway NY New York 10018	Project Start:	1/1/2018
As of Date:	6/30/2024	Project End:	Final

COMPANY (Tier II)						
Name	MWL Designation	Joint Venture?	Trade	Original Plan Amount \$'s	Current Plan Amount (incl CO's) \$'s	Total Payment to Date \$'s
Furniture Consultants	NON	No	Demountable Walls and Seminar Tables	\$ 7,849,154	\$ 8,237,485	\$ 8,237,485

SUBCONTRACTORS (Tier III)							
Name/Address/Phone # (if available) otherwise enter Trade	MWL Designation	Joint Venture?	Trade	Awarded?	Original Plan Amount \$'s	Current Plan Amount (incl CO's) \$'s	Total Payment to Date \$'s
MWL:							
Creative Furniture Solutions	W	No	Carpentry/Carpenters	Yes	\$ 243,048	\$ 243,048	\$ 243,048
NON:							
			62				
Tier III Grand Total					\$ 243,048	\$ 243,048	\$ 243,048
MWL Tier III Total					\$ 243,048	\$ 243,048	\$ 243,048
Non-MWL Tier III Total					\$ -	\$ -	\$ -
MWL % of Tier III					3%	3%	3%

If there is no Original Plan then vendors were paid on an as-needed basis or vendors were contracted after the Original Plan

Date: 6/30/2024

SCHEDULE OF MINORITY/WOMEN/LOCAL OWNED BUSINESS PARTICIPATION UTILIZATION PLAN

(No substitutions may be made on this submission except by prior written approval by Owner)

Schedule M3

CM Name:	Turner Construction Company	Project:	Columbia Business School Above Grade
Company Name:	F.W. Sims LLC	Contract:	
Trade:	HVAC	Telephone:	631-491-1441
Address:	101 Otis Street, West Babylon, NY 11704	Project Start:	1/1/2018
As of Date:	6/30/2024	Project End:	Final

COMPANY (Tier II)						
Name	MWL Designation	Joint Venture?	Trade	Original Plan Amount \$'s	Current Plan Amount (incl CO's) \$'s	Total Payment to Date \$'s
F.W. Sims LLC	NON	No	HVAC	\$ 37,300,000	\$ 38,182,597	\$ 38,182,597

SUBCONTRACTORS (Tier III)								
Name/Address/Phone # (if available) otherwise enter Trade	MWL Designation	Joint Venture?	Trade	Awarded?	Original Plan Amount \$'s	Current Plan Amount (incl CO's) \$'s	Total Payment to Date \$'s	
MWL:								
IAR Insulation	W	No	Insulation	Yes	\$ 1,650,000	\$ 1,512,350	\$ 1,512,350	
New York Plumbing Supply	M	No	Supplier	Yes	\$ 3,000,000	\$ 40,783	\$ 40,783	
NON:								
Aalco Transport & Storage	NON	No		Yes	\$ 50,000	\$ 1,331,993	\$ 1,331,993	
Airpath Testing Services	NON	No	Testing & Balancing	Yes	\$ 275,000	\$ 294,950	\$ 294,950	
Carpenter & Paterson, Inc.	NON	No	Supplier	Yes	\$ 3,050	\$ 3,050	\$ 3,050	
Carrier Enterprises, LLC	NON	No	Supplier	Yes	\$ 7,118	\$ 49,381	\$ 49,381	
Clearly Machinery	NON	No	Supplier	Yes	\$ 14,715	\$ 21,545	\$ 21,545	
Controls Associates, Inc.	NON	No	Equipment supplier	Yes	\$ 120,000	\$ 144,689	\$ 144,689	
Core Tech	NON	No	Supplier	Yes	\$ 12,800	\$ 49,500	\$ 49,500	
Dolphin Equipment Corp.	NON	No	Equipment supplier	Yes	\$ 21,100	\$ 38,750	\$ 38,750	
Ferguson Enterprises, LLC	NON	No	Supplier	Yes	\$ 26,833	\$ 381,219	\$ 381,219	
Geocomp Engineering	NON	No	Engineering	Yes	\$ 3,900	\$ 10,380	\$ 10,380	
Gotham Pipe Supply	NON	No	Supplier	Yes	\$ 20,253	\$ 491,658	\$ 491,658	
GrippleInc.	NON	No	Supplier	Yes	\$ 3,900	\$ 45,987	\$ 45,987	
I & I Systems, Inc.	NON	No	Supplier	Yes	\$ 6,175	\$ 31,260	\$ 31,260	
Ideal Supply	NON	No	Supplier	Yes	\$ 7,729	\$ 531,382	\$ 531,382	
Industrial Threaded Products Corp	NON	No	Supplier	Yes	\$ 2,915	\$ 13,263	\$ 13,263	
Interstate chemical Company	NON	No	Supplier	Yes	\$ 6,188	\$ 6,188	\$ 6,188	
J.T. Lynne Representatives	NON	No	Supplier	Yes	\$ 9,205	\$ 53,955	\$ 53,955	
John's Insulation, Inc	NON	No	Supplier	Yes	\$ 1,690,000	\$ 1,598,220	\$ 1,598,220	
LP Gans Sales Company	NON	No	Equipment supplier	Yes	\$ 126,000	\$ 140,536	\$ 140,536	
Manhattan Surveying	NON	No	Surveyor	Yes	\$ 10,000	\$ 35,315	\$ 35,315	
Mason East, Inc.	NON	No	Supplier	Yes	\$ 32,000	\$ 32,030	\$ 32,030	
Mechanical Technologies	NON	No	Equipment supplier	Yes	\$ 76,000	\$ 83,615	\$ 83,615	
Metro Air Products	NON	No	Supplier	Yes	\$ 2,574	\$ 2,574	\$ 2,574	
Nefco	NON	No	Supplier	Yes	\$ 1,580	\$ 13,449	\$ 13,449	
Rapid Steel Supply Corp.	NON	No	Supplier	Yes	\$ 1,813	\$ 7,039	\$ 7,039	
SRS Enterprises, Inc.	NON	No	Equipment supplier	Yes	\$ 435,000	\$ 439,750	\$ 439,750	
Vibration Products, Inc.	NON	No	Equipment supplier	Yes	\$ 205,000	\$ 205,000	\$ 205,000	
					Tier III Grand Total	\$ 7,820,848	\$ 7,609,811	\$ 7,609,811
					MWL Tier III Total	\$ 4,650,000	\$ 1,553,133	\$ 1,553,133
					Non-MWL Tier III Total	\$ 3,170,848	\$ 6,056,678	\$ 6,056,678
					MWL % of Tier II	12%	4%	4%

If there is no Original Plan then vendors were paid on an as-needed basis or vendors were contracted after the Original Plan

Date: 6/30/2024

SCHEDULE OF MINORITY/WOMEN/LOCAL OWNED BUSINESS PARTICIPATION UTILIZATION PLAN

(No substitutions may be made on this submission except by prior written approval by Owner)

Schedule M3

CM Name:	Turner Construction Company	Project:	Columbia Business School Above Grade
Company Name:	Global BMU, LLC	Contract:	Final Schedule M as of 11/4/2020
Trade:	Facade access equipment	Telephone:	646-741-2455
Address:	65 West 36th street, New York NY 10018	Project Start:	1/1/2018
As of Date:	6/30/2024	Project End:	In Progress

COMPANY (Tier II)						
Name	MWL Designation	Joint Venture?	Trade	Original Plan Amount \$'s	Current Plan Amount (incl CO's) \$'s	Total Payment to Date \$'s
Global BMU, LLC	NON	No	Facade access equipment	\$ 1,787,170	\$ 1,758,990	\$ 1,758,990

SUBCONTRACTORS (Tier III)							
Name/Address/Phone # (if available) otherwise enter Trade	MWL Designation	Joint Venture?	Trade	Awarded?	Original Plan Amount \$'s	Current Plan Amount (incl CO's) \$'s	Total Payment to Date \$'s
MWL:							
Specialty Steel	L	No	Metal fabrication	Yes	\$ 295,000	\$ 258,374	\$ 258,374
NON:							
Atech BCN	NON	No	BMU manufacturer	Yes	\$ 330,000	\$ 446,250	\$ 446,250
Rostek	NON	No	Davits	Yes	\$ 125,000	\$ 220,540	\$ 220,540
Thaler	NON	No	Pull-in anchors	Yes	\$ 16,400	\$ 72,440	\$ 72,440
Canal Rubber	NON	No	EPDM Sheets	Yes	\$ 2,857	\$ 1,425	\$ 1,425
Lightning Bolt	NON	No	BBM Bolts	Yes	\$ 26,944	\$ 32,500	\$ 32,500
Emco Industrial Plastics	NON	No	Nylon Plates	Yes	\$ 7,960	\$ 3,930	\$ 3,930
Eagle Metals	NON	No	Track	Yes	\$ 129,500	\$ 129,000	\$ 129,000

<i>If there is no Original Plan then vendors were paid on an as-needed basis or vendors were contracted after the Original Plan</i>	Tier III Grand Total	\$ 933,661	\$ 1,164,459	\$ 1,164,459
	MWL Tier III Total	\$ 295,000	\$ 258,374	\$ 258,374
	Non-MWL Tier III Total	\$ 638,661	\$ 906,085	\$ 906,085
	MWL % of Tier III	17%	15%	15%

SCHEDULE OF MINORITY/WOMEN/LOCAL OWNED BUSINESS PARTICIPATION UTILIZATION PLAN

(No substitutions may be made on this submission except by prior written approval by Owner)

Schedule M3

CM Name:	Turner Construction Company		Project: Columbia Business School Above Grade
Company Name:	HB Communications, Inc.	Contract:	
Trade:	Audio Visual	Telephone: 732-275-2094	
Address:	60 Dodge Ave North Haven, CT 06473	Project Start: 1/1/2018	Project End: Final
As of Date:	6/30/2024		

COMPANY (Tier II)						
Name	MWL Designation	Joint Venture?	Trade	Original Plan Amount \$'s	Current Plan Amount (incl CO's) \$'s	Total Payment to Date \$'s
HB Communications, Inc.	NON	No	Audio Visual	\$ 11,199,000	\$ 10,819,588	\$ 10,819,588

SUBCONTRACTORS (Tier III)							
Name/Address/Phone # (if available) otherwise enter Trade	MWL Designation	Joint Venture?	Trade	Awarded?	Original Plan Amount \$'s	Current Plan Amount (incl CO's) \$'s	Total Payment to Date \$'s
MWL:							
Touchtel	W	No	Audio Visual	No	\$ 2,517,992	\$ 1,672,474	\$ 1,672,474
Tier III Grand Total					\$ 2,517,992	\$ 1,672,474	\$ 1,672,474
MWL Tier III Total					\$ 2,517,992	\$ 1,672,474	\$ 1,672,474
Non-MWL Tier III Total					\$ -	\$ -	\$ -
MWL % of Tier II					22%	15%	15%

If there is no Original Plan then vendors were paid on an as-needed basis or vendors were contracted after the Original Plan

Date: 6/30/2024

SCHEDULE OF MINORITY/WOMEN/LOCAL OWNED BUSINESS PARTICIPATION UTILIZATION PLAN

(No substitutions may be made on this submission except by prior written approval by Owner)

Schedule M3

CM Name: Turner Construction Company
Company Name: Jaconsn and Company
Trade: Carpentry
Address: 1079 East Grand Street, Elizabeth NJ 07207
As of Date: 6/30/2024
Project: Columbia Business School Above Grade
Contract:
Telephone: (908) 355-5200
Project Start: 1/1/2018
Project End: Final

COMPANY (Tier II) table with columns: Name, MWL Designation, Joint Venture?, Trade, Original Plan Amount, Current Plan Amount, Total Payment to Date.

SUBCONTRACTORS (Tier III) table with columns: Name/Address/Phone #, MWL Designation, Joint Venture?, Trade, Awarded?, Original Plan Amount, Current Plan Amount, Total Payment to Date.

If there is no Original Plan then vendors were paid on an as-needed basis or vendors were contracted after the Original Plan

Summary table with rows: Tier III Grand Total, MWL Tier III Total, Non-MWL Tier III Total, MWL % of Tier III.

Date: 6/30/2024

SCHEDULE OF MINORITY/WOMEN/LOCAL OWNED BUSINESS PARTICIPATION UTILIZATION PLAN

Schedule M3

(No substitutions may be made on this submission except by prior written approval by Owner)

CM Name:	Turner Construction Company	Project:	Columbia Business School Above Grade
Company Name:	PJ Mechanical Corp	Contract:	
Trade:	HVAC Work	Telephone:	212-243-2555
Address:	55 Bond Street	Project Start:	1/1/2018
As of Date:	6/30/2020	Project End:	Final

COMPANY (Tier II)						
Name	MWL Designation	Joint Venture?	Trade	Original Plan Amount \$'s	Current Plan Amount (incl CO's) \$'s	Total Payment to Date \$'s
PJ Mechanical Corp	NON	No	HVAC Work	\$ 11,500,000	\$ 12,557,968	\$ 12,557,968

SUBCONTRACTORS (Tier III)							
Name/Address/Phone # (if available) otherwise enter Trade	MWL Designation	Joint Venture?	Trade	Awarded?	Original Plan Amount \$'s	Current Plan Amount (incl CO's) \$'s	Total Payment to Date \$'s
MWL:							
Hairry Brainum	W	No	Supplier	Yes	\$ 400,000	\$ 400,000	\$ 400,000
International Asbestos Removal	W	No	Insulation	Yes	\$ 1,850,000	\$ 1,833,380	\$ 1,833,380
				62			
Tier III Grand Total					\$ 2,250,000	\$ 2,233,380	\$ 2,233,380
MWL Tier III Total					\$ 2,250,000	\$ 2,233,380	\$ 2,233,380
Non-MWL Tier III Total					\$ -	\$ -	\$ -
MWL % of Tier II					20%	18%	18%

If there is no Original Plan then vendors were paid on an as-needed basis or vendors were contracted after the Original Plan

Date: 6/30/2024

SCHEDULE OF MINORITY/WOMEN/LOCAL OWNED BUSINESS PARTICIPATION UTILIZATION PLAN

(No substitutions may be made on this submission except by prior written approval by Owner)

Header information table containing CM Name, Company Name, Trade, Address, As of Date, Project, Contract, Telephone, Project Start, and Project End.

COMPANY (Tier II) table with columns: Name, MWL Designation, Joint Venture?, Trade, Original Plan Amount \$'s, Current Plan Amount (incl CO's) \$'s, Total Payment to Date \$'s.

SUBCONTRACTORS (Tier III) table with columns: Name/Address/Phone #, MWL Designation, Joint Venture?, Trade, Awarded?, Original Plan Amount \$'s, Current Plan Amount (incl CO's) \$'s, Total Payment to Date \$'s.

Summary table with rows: Tier III Grand Total, MWL Tier III Total, Non-MWL Tier III Total, MWL % of Tier II.

Date: 6/30/2024

SCHEDULE OF MINORITY/WOMEN/LOCAL OWNED BUSINESS PARTICIPATION UTILIZATION PLAN

(No substitutions may be made on this submission except by prior written approval by Owner)

Schedule M3

CM Name:	Turner Construction Company	Project:	Columbia Business School Above Grade
Company Name:	Safway Atlantic, LLC	Contract:	
Trade:	Hoist & Protection	Telephone:	201-636-5500
Address:	700 Commercial Ave, Carlstadt NJ 07072	Project Start:	1/1/2018
As of Date:	6/30/2020	Project End:	In Progress

COMPANY (Tier II)							
Name	MWL Designation	Joint Venture?	Trade	Original Plan Amount \$'s	Current Plan Amount (incl CO's) \$'s	Total Payment to Date \$'s	
Safway Atlantic, LLC	NON	No	Hoist & Protection	\$ 3,010,000	\$ 3,341,777	\$ 3,341,777	

SUBCONTRACTORS (Tier III)							
Name/Address/Phone # (if available) otherwise enter Trade	MWL Designation	Joint Venture?	Trade	Awarded?	Original Plan Amount \$'s	Current Plan Amount (incl CO's) \$'s	Total Payment to Date \$'s
MWL:							
JMD Building Supply	W-ESD	No	Lumber Supply	Yes	\$ 47,500	\$ 188,994	\$ 188,994
NYC Supply Co.	W	No	Paint Supply	Yes	\$ 47,500	\$ 36,889	\$ 36,889
Turtle & Hughes	W-ESD	No	Electrical	Yes	\$ 10,000	\$ 15,524	\$ 15,524
NON:							
				62			
					Tier III Grand Total	\$ 105,000	\$ 241,407
					MWL Tier III Total	\$ 105,000	\$ 241,407
					Non-MWL Tier III Total	\$ -	\$ -
					MWL % of Tier III	3%	7%

If there is no Original Plan then vendors were paid on an as-needed basis or vendors were contracted after the Original Plan

Date: 6/30/2024

SCHEDULE OF MINORITY/WOMEN/LOCAL OWNED BUSINESS PARTICIPATION UTILIZATION PLAN

(No substitutions may be made on this submission except by prior written approval by Owner)

Schedule M3

CM Name:	Turner Construction Company	Project:	Columbia Business School Above Grade
Company Name:	Scanga Woodwork	Contract:	
Trade:	Millwork		
Address:	22 Corporate Park West Cold Spring NY 10516	Telephone:	845-265-9115
As of Date:	6/30/2020	Project Start:	1/1/2018
		Project End:	Final

COMPANY (Tier II)

Name	MWL Designation	Joint Venture?	Trade	Original Plan Amount \$'s	Current Plan Amount (incl CO's) \$'s	Total Payment to Date \$'s
Scanga Woodwork	NON	No	Millwork	\$ 4,671,744	\$ 4,739,581	\$ 4,739,581

SUBCONTRACTORS (Tier III)

Name/Address/Phone # (if available) otherwise enter Trade	MWL Designation	Joint Venture?	Trade	Awarded?	Original Plan Amount \$'s	Current Plan Amount (incl CO's) \$'s	Total Payment to Date \$'s
MWL:							
YFD Millwork	M	No	Millwork	Yes	\$ 335,000	\$ 335,713	\$ 335,713
Eco	M-ESD	No	Fabric Panels	Yes	\$ 44,000	\$ 64,870	\$ 64,870
AJ Contract Furniture	M	No	Fabric Panels	Yes	\$ 27,038	\$ 65,016	\$ 65,016
NON:							
				62			

If there is no Original Plan then vendors were paid on an as-needed basis or vendors were contracted after the Original Plan

Tier III Grand Total	\$ 406,038	\$ 465,599	\$ 465,599
MWL Tier III Total	\$ 406,038	\$ 465,599	\$ 465,599
Non-MWL Tier III Total	\$ -	\$ -	\$ -
MWL % of Tier II	9%	10%	10%

Date: 6/30/2024

SCHEDULE OF MINORITY/WOMEN/LOCAL OWNED BUSINESS PARTICIPATION UTILIZATION PLAN

(No substitutions may be made on this submission except by prior written approval by Owner)

Schedule M3

CM Name:	Turner Construction Company	Project:	Columbia Business School Above Grade
Company Name:	Schneider Electric	Contract:	
Trade:	IT/Security	Telephone:	609-865-1502
Address:	210 Meadowlands Parkway, Secaucus NJ 07094	Project Start:	1/1/2018
As of Date:	6/30/2020	Project End:	Final

COMPANY (Tier II)						
Name	MWL Designation	Joint Venture?	Trade	Original Plan Amount \$'s	Current Plan Amount (incl CO's) \$'s	Total Payment to Date \$'s
Schneider Electric	NON	No	IT/Security	\$ 10,083,300	\$ 10,049,791	\$ 10,049,791

SUBCONTRACTORS (Tier III)							
Name/Address/Phone # (if available) otherwise enter Trade	MWL Designation	Joint Venture?	Trade	Awarded?	Original Plan Amount \$'s	Current Plan Amount (incl CO's) \$'s	Total Payment to Date \$'s
MWL:							
EnTech Engineering	W	No	BIM Coordinatior	Yes	\$ 25,000	\$ 24,457	\$ 24,457
Touch Tel	W	No	Electrician	Yes	\$ 2,123,500	\$ 2,077,796	\$ 2,077,796
Kane Communications	W	No	Electrician	Yes	\$ 1,746,231	\$ 2,189,004	\$ 2,189,004
Argent Associates	W	No	Material Vendor	Yes	\$ 146,000	\$ 146,000	\$ 146,000
NON:				62			
Tier III Grand Total					\$ 4,040,731	\$ 4,437,257	\$ 4,437,257
MWL Tier III Total					\$ 4,040,731	\$ 4,437,257	\$ 4,437,257
Non-MWL Tier III Total					\$ -	\$ -	\$ -
MWL % of Tier II					40%	44%	44%

If there is no Original Plan then vendors were paid on an as-needed basis or vendors were contracted after the Original Plan

Date: 6/30/2024

SCHEDULE OF MINORITY/WOMEN/LOCAL OWNED BUSINESS PARTICIPATION UTILIZATION PLAN

(No substitutions may be made on this submission except by prior written approval by Owner)

Schedule M3

CM Name:	Turner Construction Company	
Company Name:	Sherland & Farrington Inc	Project: Columbia Business School Above Grade
Trade:	Resilent Flooring	Contract:
Address:	253 West 28th Street, New York, NY 10001	Telephone: 212-206-7500
As of Date:	6/30/2020	Project Start: 1/1/2018 Project End: Final

COMPANY (Tier II)						
Name	MWL Designation	Joint Venture?	Trade	Original Plan Amount \$'s	Current Plan Amount (incl CO's) \$'s	Total Payment to Date \$'s
Sherland & Farrington Inc	NON	No	Resilent Flooring	\$ 2,439,943	\$ 3,449,334	\$ 3,449,334

SUBCONTRACTORS (Tier III)							
Name/Address/Phone # (if available) otherwise enter Trade	MWL Designation	Joint Venture?	Trade	Awarded?	Original Plan Amount \$'s	Current Plan Amount (incl CO's) \$'s	Total Payment to Date \$'s
MWL:							
ProCarpet	W-ESD	No	Flooring Materials	Yes		\$ 1,010,755	\$ 1,010,755
NON:				62			
Tier III Grand Total					\$ -	\$ 1,010,755	\$ 1,010,755
MWL Tier III Total					\$ -	\$ 1,010,755	\$ 1,010,755
Non-MWL Tier III Total					\$ -	\$ -	\$ -
MWL % of Tier III					0%	29%	29%

If there is no Original Plan then vendors were paid on an as-needed basis or vendors were contracted after the Original Plan

Date: 6/30/2024

SCHEDULE OF MINORITY/WOMEN/LOCAL OWNED BUSINESS PARTICIPATION UTILIZATION PLAN

(No substitutions may be made on this submission except by prior written approval by Owner)

Schedule M3

CM Name:	Turner Construction Company	Project:	Columbia Business School Above Grade
Company Name:	Wolkow Braker Roofing	Contract:	
Trade:	Roofing	Telephone:	718-384-3456
Address:	151 Herricks Rd Garden City Park, NY 11040	Project Start:	1/1/2018
As of Date:	6/30/2024	Project End:	Final

COMPANY (Tier II)						
Name	MWL Designation	Joint Venture?	Trade	Original Plan Amount \$'s	Current Plan Amount (incl CO's) \$'s	Total Payment to Date \$'s
Wolkow Braker Roofing	NON	No	Roofing	\$ 3,107,892	\$ 3,694,879	\$ 3,694,879

SUBCONTRACTORS (Tier III)							
Name/Address/Phone # (if available) otherwise enter Trade	MWL Designation	Joint Venture?	Trade	Awarded?	Original Plan Amount \$'s	Current Plan Amount (incl CO's) \$'s	Total Payment to Date \$'s
MWL: Holbrook Plastic Pipe Supply	W	No	Material Supplier	Yes	\$ 548,500	\$ 270,666	\$ 270,666
			62				

If there is no Original Plan then vendors were paid on an as-needed basis or vendors were contracted after the Original Plan

Tier III Grand Total	\$ 548,500	\$ 270,666	\$ 270,666
MWL Tier III Total	\$ 548,500	\$ 270,666	\$ 270,666
Non-MWL Tier III Total	\$ -	\$ -	\$ -
MWL % of Tier II	18%	7%	7%

Date: 6/30/2024

SCHEDULE OF MINORITY/WOMEN/LOCAL OWNED BUSINESS PARTICIPATION UTILIZATION PLAN

(No substitutions may be made on this submission except by prior written approval by Owner)

Schedule M3

CM Name:	Turner Construction Company	Project:	Columbia Business School Above Grade
Company Name:	Woodworks Construction	Contract:	
Trade:	Carpentry - Wood Flooring	Telephone:	212-888-7311
Address:	322 7th Ave	Project Start:	1/1/2018
As of Date:	6/30/2024	Project End:	Final

COMPANY (Tier II)						
Name	MWL Designation	Joint Venture?	Trade	Original Plan Amount \$'s	Current Plan Amount (incl CO's) \$'s	Total Payment to Date \$'s
Woodworks Construction	NON	No	Carpentry - Wood Flooring	\$ 1,476,000	\$ 1,748,752	\$ 1,748,752

SUBCONTRACTORS (Tier III)							
Name/Address/Phone # (if available) otherwise enter Trade	MWL Designation	Joint Venture?	Trade	Awarded?	Original Plan Amount \$'s	Current Plan Amount (incl CO's) \$'s	Total Payment to Date \$'s
MWL:							
Park Avenue Building & Roofing	M-ESD	No	Material Supplier	Yes	\$ 104,000	\$ 93,411	\$ 93,411
				62			
Non-MWL:							
Alleghany Mountain Hardwood Flooring	NON	No	Material Supplier	Yes	\$ 225,000	\$ 243,336	\$ 243,336

If there is no Original Plan then vendors were paid on an as-needed basis or vendors were contracted after the Original Plan

	Tier III Grand Total	\$ 329,000	\$ 336,747	\$ 336,747
	MWL Tier III Total	\$ 104,000	\$ 93,411	\$ 93,411
	Non-MWL Tier III Total	\$ 225,000	\$ 243,336	\$ 243,336
	MWL % of Tier II	7%	5%	5%

Date: 6/30/2024

SCHEDULE OF MINORITY/WOMEN/LOCAL OWNED BUSINESS PARTICIPATION UTILIZATION PLAN
(No substitutions may be made on this submission except by prior written approval by Owner)

Schedule M1

Owner Name: Columbia University Project: Columbia Business School Below Grade
 Address: 410 West 118th Street, NY, NY 10027 Telephone:
 As of Date: 6/30/2024 Project Start: 1/1/2018 Project End: In Progress

OWNER						
Name	MWL Designation	Joint Venture?	Trade	Original Plan Amount \$'s	Current Plan Amount (incl CO's) \$'s	Total Payment to Date \$'s
Columbia University	NON	No	Owner	\$ -	\$ 1,414,474	\$ 1,414,474

DIRECT SPEND VENDORS (Tier I)							
Name/Address/Phone # (if available) otherwise enter Trade	MWL Designation	Joint Venture?	Trade	Awarded?	Original Plan Amount \$'s	Current Plan Amount (incl CO's) \$'s	Total Payment to Date \$'s
MWL:							
Mamais Contracting Corp	WL-ESD	No	Contracting	Yes	\$ 199,790	\$ 388,993	\$ 388,993
Green girl Printing and Messenger Inc.	W-ESD	No	Printing and Messenger	Yes	\$ -	\$ 2,525	\$ 2,525
Scrub clean Maintenance Corp.	MW-ESD	No	Cleaning	Yes	\$ 15,480	\$ 15,480	\$ 15,480
King Rose of NY Inc.	L-ESD	No	General Contractor	Yes	\$ 47,829	\$ 93,237	\$ 23,386
Watson Plumbing & Heating	ML	No	Plumbing and Heating	Yes	\$ -	\$ 310	\$ 310
Crown Sign Systems	W	Yes	Signage	Yes	\$ -	\$ 5,775	\$ 5,775
Waldners Business Environments	W-ESD	No	Fixtures/Furniture	Yes	\$ -	\$ 544,234	\$ 544,234
NON:							
American Electrical Testing Co LLC	NON	No	Testing	Yes	\$ 6,000	\$ 21,150	\$ 21,150
Construction Documentation of NYC LLC	NON	No	AV/Cable/Telecom	Yes	\$ 12,000	\$ 12,000	\$ 10,875
Dal Electrical Corp	NON	No	Electrical	Yes	\$ 1,353	\$ 1,353	\$ 1,353
Darci Plumbing Co Inc.	NON	No	Plumbing	Yes	\$ 135,965	\$ 315,086	\$ 146,691
Hellman Construction Co Inc.	NON	No	General Contractor	Yes	\$ 4,852	\$ 4,852	\$ 4,852
Jacobs Engineering New York	NON	No	Engineering	Yes	\$ -	\$ 559	\$ 559
LIRO Engineers Inc	NON	No	Engineering	Yes	\$ 249,588	\$ 249,588	\$ 140,565
Stoncor Group	NON	No	Flooring	Yes	\$ 1,300	\$ 39,600	\$ 39,600
Acid Waste Mgt Inc	NON	No	Waste Management	Yes	\$ -	\$ 23,972	\$ 23,972
Lend Lease US Construction LMB	NON	No	Construction Management	Yes	\$ -	\$ 29,501	\$ 29,501
E-J ELECTRIC INSTALLATION CO.	NON	No	Electrical	Yes	\$ -	\$ 3,828	\$ 3,828
HUNTS POINT MOTOR INC	NON	No	Pumps/Electric Motors	Yes	\$ -	\$ 10,825	\$ 10,825

If there is no Original Plan then vendors were paid on an as-needed basis or vendors were contracted after the Original Plan

Direct Spend Grand Total	\$ 674,157	\$ 1,762,868	\$ 1,414,474
MWL Direct Spend Total	\$ 263,099	\$ 1,050,554	\$ 980,703
Non-MWL Direct Spend Total	\$ 411,058	\$ 712,314	\$ 433,771
MWL % of Total	39%	60%	69%

Date: 6/30/2024

SCHEDULE OF MINORITY/WOMEN/LOCAL OWNED BUSINESS PARTICIPATION UTILIZATION PLAN

(No substitutions may be made on this submission except by prior written approval by Owner)

Schedule M2

Company Name:	Turner Construction Company	Project:	Columbia Business School Below Grade
Trade:	Construction Management	Contract:	
Address:	375 Hudson Street, 6th Floor, New York, NY 10014	Telephone:	(212) 229-6000
As of Date:	6/30/2024	Project Start:	1/1/2018
		Project End:	In Progress

COMPANY (Tier I)						
Name	MWL Designation	Joint Venture?	Trade	Original Plan Amount \$'s	Current Plan Amount (incl CO's) \$'s	Total Payment to Date \$'s
Turner Construction Company	NON	No	Construction Management	\$ 107,362,917	\$ 100,430,980	\$ 90,409,424

SUBCONTRACTORS (Tier II)							
Name/Address/Phone # (if available) otherwise enter Trade	MWL Designation	Joint Venture?	Trade	Awarded?	Original Plan Amount \$'s	Current Plan Amount (incl CO's) \$'s	Total Payment to Date \$'s
MWL:							
433 Hardware Supplies Inc	L	No	Office Supplies	Yes	\$ -	\$ 17	\$ 17
Dial Locksmith	L	No	Locksmith	Yes	\$ -	\$ 1,963	\$ 1,963
A & H Co	MW-ESD	No	Office Supplies	Yes	\$ -	\$ 14,751	\$ 14,751
Venus Fire Protection	MW	No	Safety Supplies	Yes	\$ -	\$ 5,365	\$ 5,365
Crown Signs	W	No	Signage	Yes	\$ 17,639	\$ 38,179	\$ 38,179
Egg Electric	W	No		Yes	\$ 5,524,740	\$ 6,991,749	\$ 6,991,749
First Women's Fire Systems	W-ESD	No	Fire Protection	Yes	\$ 2,768,600	\$ 2,856,022	\$ 2,856,022
Curtis Partitions	M	No	Carpentry	Yes	\$ 1,937,600	\$ 1,818,387	\$ 1,818,387
Garcia Marble & Tile	M-ESD	No	Tile	Yes	\$ 88,765	\$ 83,427	\$ 83,427
Mamais	WL-ESD	No	Masonry PLA	Yes	\$ 359,821	\$ 511,514	\$ 511,514
Roger & Sons Concrete Inc	M	No	Concrete	Yes	\$ 3,739,879	\$ 7,668,298	\$ 7,668,298
Allran Electric	M-ESD	No	Fire Alarm	Yes	\$ 3,082,854	\$ 3,373,680	\$ 3,373,680
Johnson Security Bureau	M	No	Site Security	Yes	\$ 243,445	\$ 243,445	\$ 76,521
Park Ave	M	No	Doors	Yes	\$ 322,000	\$ 443,494	\$ 443,494
Infinite Consulting	M-ESD	No	Certified Site Safety	Yes	\$ 84,120	\$ 84,442	\$ 84,442
Pestrol	MW-ESD	No	Pest Control	Yes	\$ 21,408	\$ 21,408	\$ 15,556
NON:							
<u>See Next page</u>							

Date: 6/30/2024

SCHEDULE OF MINORITY/WOMEN/LOCAL OWNED BUSINESS PARTICIPATION UTILIZATION PLAN

(No substitutions may be made on this submission except by prior written approval by Owner)

Schedule M2

CM Name:	EG Munoz Construction Inc	Project:	Columbia Business School Below Grade
Company Name:	EG Munoz Construction Inc	Contract:	
Trade:	Construction Management	Telephone:	212-570-5049
Address:	326 Hackensack St, Carlstadt NJ 07072	Project Start:	1/1/2018
As of Date:	6/30/2024	Project End:	In Progress

COMPANY (Tier II)						
Name	MWL Designation	Joint Venture?	Trade	Original Plan Amount \$'s	Current Plan Amount (incl CO's) \$'s	Total Payment to Date \$'s
EG Munoz Construction Inc	M	No	Construction Management	\$ 4,433,070	\$ 4,433,070	\$ 2,198,994

SUBCONTRACTORS (Tier III)								
Name/Address/Phone # (if available) otherwise enter Trade	MWL Designation	Joint Venture?	Trade	Awarded?	Original Plan Amount \$'s	Current Plan Amount (incl CO's) \$'s	Total Payment to Date \$'s	
MWL:								
Cardella Waste Services	W-ESD	No	Waste Carting	Yes	\$ 55,000	\$ 55,000	\$ 14,377	
Deutcher & Daugher	W	No	Doors/Frames/Hardware	Yes	\$ 217,112	\$ 217,112	\$ 10,086	
Glenwood Mason Supply	W	No	Concrete Block/Rebar/Cement	Yes	\$ 75,000	\$ 75,000	\$ 22,191	
City Lumber	W	No	Drywall	Yes	\$ 200,000	\$ 200,000	\$ 19,564	
MSN Supply	W	No	Plumbing Supplies	Yes	\$ 15,298	\$ 15,298	\$ 13,377	
G&G Electric Supply	L	No	62 Plumbing Supplies	Yes	\$ 40,000	\$ 40,000	\$ 25,407	
F. W. Webb Company	L	No	Plumbing Supplies	Yes	\$ 50,000	\$ 50,000	\$ 8,566	
NON:								
Wells Design	NON	No	Drafting/Shop Drawings	Yes	\$ 3,000	\$ 3,000	\$ 1,500	
City Electric Supply	NON	No	Electrical Vendor	Yes	\$ 25,873	\$ 25,873	\$ 25,873	
United Rentals	NON	No	Rentals	Yes	\$ 1,933	\$ 1,933	\$ 1,933	
Durante Rentals	NON	No	Rentals	Yes	\$ 1,562	\$ 1,562	\$ 1,562	
Kamco	NON	No	Caprentry Supplies	Yes	\$ 23,141	\$ 23,141	\$ 23,141	
Bid Estimating LLC	NON	No	Shop Drawings	Yes	\$ 3,270	\$ 3,270	\$ 3,270	
Bruce Supply	NON	No	Plumbing Supplies	Yes	\$ 2,560	\$ 2,560	\$ 2,560	
All Fasteners	NON	No	Fasteners, Screws 7 Misc	Yes	\$ 4,000	\$ 4,000	\$ 3,682	
General Plumbing Supply	NON	No	Plumbing Supplies	Yes	\$ 3,615	\$ 3,615	\$ 3,615	
					Tier III Grand Total	\$ 721,364	\$ 721,364	\$ 180,704
					MWL Tier III Total	\$ 652,410	\$ 652,410	\$ 113,568
					Non-MWL Tier III Total	\$ 68,954	\$ 68,954	\$ 67,136
					MWL % of Tier II	15%	15%	5%

If there is no Original Plan then vendors were paid on an as-needed basis or vendors were contracted after the Original Plan

Date: 6/30/2024

SCHEDULE OF MINORITY/WOMEN/LOCAL OWNED BUSINESS PARTICIPATION UTILIZATION PLAN

(No substitutions may be made on this submission except by prior written approval by Owner)

Schedule M2

CM Name:	RP Brennan General Contractor & Builders, Inc.	Project:	Columbia Business School Below Grade
Company Name:	RP Brennan General Contractor & Builders, Inc.	Contract:	
Trade:	General Contractor	Telephone:	212-462-2542
Address:	29 West 36th St, Fl 6, New York NY 10018	Project Start:	1/1/2018
As of Date:	6/30/2024	Project End:	In Progress

COMPANY (Tier II)						
Name	MWL Designation	Joint Venture?	Trade	Original Plan Amount \$'s	Current Plan Amount (incl CO's) \$'s	Total Payment to Date \$'s
RP Brennan General Contractor & Builders, Inc.	NON	No	Construction Management	\$ 4,483,375	\$ 4,850,052	\$ 4,780,610

SUBCONTRACTORS (Tier III)								
Name/Address/Phone # (if available) otherwise enter Trade	MWL Designation	Joint Venture?	Trade	Awarded?	Original Plan Amount \$'s	Current Plan Amount (incl CO's) \$'s	Total Payment to Date \$'s	
MWL:								
Benco Inc.	W	No	Appliances/Fire Protection	Yes	\$ 102,002	\$ 99,602	\$ 97,151	
Crown Sign Systems	W	No	Wayfinding Signage	Yes	\$ 75,000	\$ 18,093	\$ 13,495	
M & J Mechanical Corp.	W	No	Mechanical / HVAC	Yes	\$ 585,000	\$ 598,964	\$ 555,103	
New Jersey Boom & Erectors	W	No	Misc. Steel	Yes	\$ 25,000	\$ 51,000	\$ 49,725	
Robe Interiors Inc.	L	No	Architectural Woodwork	Yes	\$ 105,000	\$ 123,998	\$ 120,898	
NON:								
A & A Plumbing Corp	NON	No	Plumbing	Yes	\$ 220,000	\$ 238,290	\$ 210,023	
Calie 2 Enterprises Ltd	NON	No	Concrete / Masonry	Yes	\$ 158,000	\$ 205,582	\$ 175,993	
EC Framing	NON	No	Drywall	Yes	\$ 410,000	\$ 486,585	\$ 474,420	
Elite Industrial Services Inc.	NON	No	Lockers / Shelving	Yes	\$ 150,318	\$ 150,318	\$ 150,318	
JMC Floor Covering Inc.	NON	No	Carpentry/Flooring	Yes	\$ 128,000	\$ 134,900	\$ 131,528	
M&D Installers Inc.	NON	No	Doors/Frames/Hardware	Yes	\$ 171,000	\$ 195,450	\$ 190,564	
Midnight Express Mechanical Corp.	NON	No	Sprinklers	Yes	\$ 81,000	\$ 165,959	\$ 157,085	
R.Gunzer, Inc dba Gunzer Electric	NON	No	Electrical	Yes	\$ 680,000	\$ 733,391	\$ 705,116	
Stonhard Division of StonCor Group Inc.	NON	No	Flooring	Yes	\$ 311,200	\$ 325,860	\$ 317,713	
The Finishes Group	NON	No	Painting	Yes	\$ 107,000	\$ 117,141	\$ 111,746	
The Marble Factory	NON	No	Tile	Yes	\$ 80,000	\$ 88,026	\$ 85,825	
Uncurtain Inc.	NON	No	Installation of Glazing	Yes	\$ 16,500	\$ 18,090	\$ 17,185	
G&G Electric	NON	No	Electrical Supples	Yes	\$ -	\$ 43,903	\$ 43,903	
Summit Facility Ent	NON	No	Final Cleaning	Yes	\$ 12,000	\$ 13,500	\$ 13,500	
					Tier II Grand Total	\$ 3,417,020	\$ 3,808,652	\$ 3,621,291
					MWL Tier II Total	\$ 892,002	\$ 891,657	\$ 836,372
					Non-MWL Tier II Total	\$ 2,525,018	\$ 2,916,995	\$ 2,784,919
					MWL % of Tier II	20%	18%	17%

If there is no Original Plan then vendors were paid on an as-needed basis or vendors were contracted after the Original Plan

Date: 6/30/2024

SCHEDULE OF MINORITY/WOMEN/LOCAL OWNED BUSINESS PARTICIPATION UTILIZATION PLAN

(No substitutions may be made on this submission except by prior written approval by Owner)

Schedule M3

CM Name:	Turner Construction Company		Project: Columbia Business School Below Grade
Company Name:	First Women's Fire Systems Corp		Contract:
Trade:	Fire Sprinkler Installation		Telephone: 212-570-5049
Address:	55 West 59th Street New York, NY 10018		Project Start: 1/1/2018
As of Date:	6/30/2024		Project End: Final

COMPANY (Tier II)

Name	MWL Designation	Joint Venture?	Trade	Original Plan Amount \$'s	Current Plan Amount (incl CO's) \$'s	Total Payment to Date \$'s
First Women's Fire Systems Corp	W-ESD	No	Fire Sprinkler Installation	\$ 2,768,600	\$ 2,856,022	\$ 2,856,022

SUBCONTRACTORS (Tier III)

Name/Address/Phone # (if available) otherwise enter Trade	MWL Designation	Joint Venture?	Trade	Awarded?	Original Plan Amount \$'s	Current Plan Amount (incl CO's) \$'s	Total Payment to Date \$'s
MWL:							
NON:							
Rael Automatic Sprinkler Co. Inc	NON	No		Yes	\$ 276,860	\$ 276,860	\$ 276,860
Tier III Grand Total					\$ 276,860	\$ 276,860	\$ 276,860
MWL Tier III Total					\$ -	\$ -	\$ -
Non-MWL Tier III Total					\$ 276,860	\$ 276,860	\$ 276,860
MWL % of Tier II					0%	0%	0%

If there is no Original Plan then vendors were paid on an as-needed basis or vendors were contracted after the Original Plan

Date: 6/30/2024

GC/CM: Turner Construction Company
 Date Range: 8/1/2008 - 6/30/2024
 As of : 8/26/2024

**Columbia Business School
 SCHEDULE OF WORKFORCE PARTICIPATION**

Tier	Contractor	M		W		L		MW		ML		WL		MWL		Total Hours			Headcount						
		Hrs	% ¹	Hrs	% ¹	Hrs	% ¹	Hrs	% ¹	Hrs	% ¹	Hrs	% ¹	Hrs	% ¹	Hrs	% ¹	Hrs	#	% ¹	#	% ¹	Total		
Tier I (Direct)	Turner Construction Company Construction Management	88,392	60%	329	0%	64	0%	6,854	5%	6,647	5%	94	0%	13,741	9%	116,119	79%	31,125	21%	147,244	159	72%	62	28%	221
	EG Munoz Construction LLC Construction Management	6,918	99%	0	0%	0	0%	0	0%	93	1%	0	0%	0	0%	7,011	100%	0	0%	7,011	26	100%	0	0%	26
	RP Brennan Construction Management	1,260	37%	0	0%	0	0%	0	0%	0	0%	0	0%	0	0%	1,260	37%	2,134	63%	3,394	3	43%	4	57%	7
	Talisen Construction Corporation Construction Management	1,492	47%	0	0%	0	0%	0	0%	0	0%	0	0%	0	0%	1,492	47%	1,702	53%	3,194	9	50%	9	50%	18
Tier II	Almar Plumbing Plumbing	24,989	28%	785	1%	0	0%	8,275	9%	2,560	3%	0	0%	0	0%	36,609	41%	53,232	59%	89,841	35	34%	67	66%	102
	Cives Steel Company Structural Steel	30,230	23%	0	0%	0	0%	0	0%	161	0%	0	0%	0	0%	30,391	23%	102,097	77%	132,488	49	30%	116	70%	165
	Island International Enterprises SOPP	16,971	80%	0	0%	172	1%	0	0%	767	4%	0	0%	0	0%	17,910	85%	3,177	15%	21,087	39	75%	13	25%	52
	Roger & Sons Concrete	58,319	41%	26	0%	52	0%	121	0%	2,425	2%	0	0%	866	1%	61,808	43%	80,899	57%	142,707	210	43%	280	57%	490
	Safway Atlantic Hoisting & Public Protection	8,309	53%	0	0%	0	0%	0	0%	265	2%	0	0%	0	0%	8,574	55%	6,987	45%	15,561	94	52%	87	48%	181
	Zwicker Electric Company Electrical	21,371	18%	0	0%	0	0%	0	0%	2,887	2%	0	0%	0	0%	24,258	20%	96,756	80%	121,013	39	30%	89	70%	128
	First Women's Fire Systems Fire Protection	3,784	12%	534	2%	0	0%	732	2%	933	3%	0	0%	0	0%	5,983	19%	24,879	81%	30,862	10	53%	9	47%	19
	United Structural Works Misc. Metals	11,187	32%	0	0%	668	2%	0	0%	0	0%	0	0%	0	0%	11,855	34%	23,163	66%	35,018	36	46%	43	54%	79
	Wolkow Braker Roofing & Waterproofing	26,801	63%	0	0%	3	0%	0	0%	0	0%	0	0%	0	0%	26,804	63%	16,014	37%	42,818	31	42%	43	58%	74
	F.W. Sims HVAC AG Piping	15,987	14%	712	1%	8	0%	0	0%	0	0%	0	0%	0	0%	16,707	14%	101,367	86%	118,073	19	16%	101	84%	120
	PJP Installers Inc HVAC Site 7 Airside	3,488	88%	0	0%	0	0%	0	0%	469	12%	0	0%	0	0%	3,956	100%	4	0%	3,960	49	98%	1	2%	50
	Post Road Iron Works Overhead Doors	1,038	31%	135	4%	0	0%	0	0%	0	0%	0	0%	0	0%	1,173	35%	2,132	65%	3,305	9	33%	18	67%	27
	Rad & D'Aprile Masonry	22,341	53%	0	0%	0	0%	0	0%	72	0%	0	0%	0	0%	22,413	53%	19,898	47%	42,311	50	54%	43	46%	93
	Heritage Mechanical HVAC	31,556	56%	0	0%	0	0%	414	1%	79	0%	0	0%	0	0%	32,049	57%	24,075	43%	56,123	69	69%	31	31%	100
	Allran Electric Fire Alarm	16,486	27%	1,886	3%	712	1%	1,603	3%	412	1%	0	0%	1,989	3%	23,088	38%	37,768	62%	60,855	38	37%	65	63%	103
	PJ Mechanical HVAC	26,061	67%	0	0%	0	0%	305	1%	40	0%	0	0%	0	0%	26,405	68%	12,306	32%	38,711	50	53%	44	47%	94
	Curtis Partition Drywall	101,008	61%	3,417	2%	1,278	1%	3,566	2%	1,924	1%	968	1%	0	0%	112,160	68%	53,717	32%	165,876	129	66%	66	34%	195
	Concrete Industries Early Sitework	115	18%	0	0%	0	0%	0	0%	0	0%	0	0%	0	0%	115	18%	523	82%	638	2	18%	9	82%	11
	Bamco, Inc. Metal Wall Panels	3,683	17%	0	0%	0	0%	0	0%	981	4%	0	0%	0	0%	4,663	21%	17,642	79%	22,305	16	31%	35	69%	51
	Champion Metal & Glass Ornamental Metals	9,768	54%	13	0%	0	0%	1,016	6%	0	0%	0	0%	0	0%	10,797	59%	7,425	41%	18,222	24	57%	18	43%	42
	Egg Electric Inc. Electrical	45,771	37%	1,995	2%	1,042	1%	4,107	3%	1,970	2%	1,056	1%	0	0%	55,941	45%	69,337	55%	125,277	57	46%	67	54%	124
	Transel Elevator, Inc. Elevator	12,879	47%	0	0%	0	0%	0	0%	0	0%	0	0%	0	0%	12,879	47%	14,454	53%	27,333	13	29%	32	71%	45
	Spectrum Painting Resinous Flooring	13,314	63%	0	0%	0	0%	0	0%	2,390	11%	0	0%	0	0%	15,704	75%	5,295	25%	20,999	51	80%	13	20%	64
	Mamais Construction Construction	8,409	60%	0	0%	0	0%	0	0%	3,664	26%	0	0%	7	0%	12,080	86%	1,977	14%	14,056	50	89%	6	11%	56
	Woodworks Construction Woodwork	1,917	19%	0	0%	0	0%	0	0%	8	0%	0	0%	0	0%	1,925	20%	7,940	80%	9,865	9	35%	17	65%	26
	Schneider Electric Electrical	5,653	43%	2,636	20%	4	0%	0	0%	0	0%	0	0%	0	0%	8,293	63%	4,791	37%	13,084	9	27%	24	73%	33
Unity Electric Electrical	29,291	34%	232	0%	789	1%	4,687	6%	2,549	3%	16	0%	629	1%	38,193	45%	46,923	55%	85,116	44	38%	72	62%	116	
Jacobson & Company, Inc. Security	31,112	31%	1,395	1%	0	0%	2,257	2%	1,867	2%	0	0%	0	0%	36,631	36%	63,788	64%	100,419	67	43%	88	57%	155	
JEM Architecturals Architects	10,954	24%	344	1%	2,190	5%	0	0%	1,129	2%	0	0%	0	0%	14,617	32%	30,860	68%	45,477	20	44%	25	56%	45	
Garcia Marble & Tile Stone Masons	3,810	38%	0	0%	0	0%	0	0%	0	0%	0	0%	0	0%	3,810	38%	6,135	62%	9,945	10	56%	8	44%	18	

Open Space Large Square

SCHEDULE OF MINORITY/WOMEN/LOCAL OWNED BUSINESS PARTICIPATION UTILIZATION PLAN
(No substitutions may be made on this submission except by prior written approval by Owner)

Schedule M2

Company Name:	Kelco Construction Inc.	Project:	Open Space Large Square
Trade:	General Contractor	Contract:	
Address:	22 Newton Place Hauppauge NY 11788	Telephone:	(631) 462-2952
As of Date:	6/30/2024	Project Start:	1/1/2021
		Project End:	Final

COMPANY (Tier I)						
Name	MWL Designation	Joint Venture?	Trade	Original Plan Amount \$%	Current Plan Amount (incl CO's) \$%	Total Payment to Date \$%
Kelco Construction Inc.	NON	No	General Contractor	\$ 17,355,290	\$ 23,079,212	\$ 23,137,590

SUBCONTRACTORS (Tier II)								
Name/Address/Phone # (if available) otherwise enter Trade	MWL Designation	Joint Venture?	Trade	Awarded?	Original Plan Amount \$%	Current Plan Amount (incl CO's) \$%	Total Payment to Date \$%	
MWL:								
Brunkner Lumber	L	No	Lumber Supplier	Yes	\$ -	\$ 20,376	\$ 20,376	
Cardella Trucking	W-ESD	No	Waste management	Yes	\$ 3,113	\$ 64,891	\$ 64,891	
Casa Redmix Concrete Corp.	L	No	Concrete Supplier	Yes	\$ 213,000	\$ 277,689	\$ 277,689	
CFS Steel Company	L	No	Rebar Vendor	Yes	\$ 183,000	\$ 82,942	\$ 82,942	
Crown Signs	W	No	Site Signage	Yes	\$ -	\$ 19,957	\$ 19,957	
Double Nickel	W-ESD	No		62	Yes	\$ 75,000	\$ 98,540	\$ 98,540
Glenwood Masonry	W	No	Masonry Supplier	Yes	\$ 2,225	\$ 3,337	\$ 3,336	
Our Rental Pumps	W-ESD	No	Equipment Rental	Yes	\$ 50,000	\$ 7,271	\$ 7,271	
Johnson Security	MW-ESD	No	Site Security	Yes	\$ 336,858	\$ 331,983	\$ 331,983	
Mirmax Engineering	M	No	Surveying	Yes	\$ 50,000	\$ 97,655	\$ 97,655	
Park Ave Building Supply	M-ESD	No	Construction Material Supplier	Yes	\$ 15,113	\$ 29,725	\$ 29,725	
Pestrol	MW-ESD	No	Vector Control	Yes	\$ -	\$ 4,500	\$ 4,500	
Petrosan Ltd.	W-ESD	No	Fule Provider	Yes	\$ -	\$ 17,367	\$ 17,367	
Power Connect Electrical Corp.	W	No	Electrical, Technology, Security	Yes	\$ 2,685,000	\$ 3,142,542	\$ 3,142,542	
Yaboo Fence	W	No	Fencing	Yes	\$ 139,003	\$ 144,430	\$ 144,430	
NON:								
Call Ahead	NON	No	Temporary Sanitary Facilities	Yes	\$ 8,497	\$ 8,592	\$ 8,592	
Central Irrigation	NON	No	Irrigation Supplies/Equipment	Yes	\$ 52,321	\$ 59,019	\$ 59,019	
Cerco	NON	No	Temporary Office Trailer	Yes	\$ 5,411	\$ 5,411	\$ 5,411	
City & County Paving	NON	No	Paving	Yes	\$ 301,645	\$ 301,645	\$ 301,645	
Classic Stone	NON	No	Stone Supplier	Yes	\$ 406,787	\$ 456,916	\$ 456,916	
Colarusso	NON	No	Trucking - Soil/Fill	Yes	\$ 21,834	\$ 21,834	\$ 21,834	
Colony Hardware	NON	No	Tool/Equipment Supplier	Yes	\$ 5,395	\$ 5,395	\$ 5,395	
Country Gardens Nursery	NON	No	Planting Supply	Yes	\$ 11,265	\$ 11,265	\$ 11,265	
Cox Trucking	NON	No	Trucking - Soil/Fill	Yes	\$ 34,379	\$ 34,379	\$ 34,379	
Deep Root	NON	No	Material Supplier	Yes	\$ 51,521	\$ 51,521	\$ 51,521	
El Hannon Wholesale Nursery	NON	No	Tree Supplier	Yes	\$ -	\$ 107,742	\$ 107,742	
Ericsons	NON	No	Drain Supplier	Yes	\$ 476,641	\$ 658,294	\$ 658,294	
Evergreen Recycling	NON	No	Fill Material Supplier	Yes	\$ 89,710	\$ 105,301	\$ 105,301	
Fountaintech	NON	No	Fountain Installer	Yes	\$ 656,842	\$ 709,952	\$ 709,952	
Fresh Meadows	NON	No	Plumbing	Yes	\$ -	\$ 47,564	\$ 47,564	
Geocomp	NON	No	Noise Testing	Yes	\$ 14,700	\$ 16,500	\$ 16,500	
Grainger	NON	No	Construction Material Supplier	Yes	\$ 583	\$ 583	\$ 583	
GreenPro Materials	NON	No	Construction Material Supplier	Yes	\$ -	\$ 13,159	\$ 13,159	
Halka Nurseries	NON	No	Tree Supplier	Yes	\$ -	\$ 37,755	\$ 37,755	
Hanover Architectural Products	NON	No	Stone Supplier	Yes	\$ -	\$ 306,002	\$ 306,002	
HEPCO	NON	No	Stone Supplier	Yes	\$ 14,690	\$ 14,690	\$ 14,690	
Impact Concrete	NON	No	Engineering	Yes	\$ 2,100	\$ 2,100	\$ 2,100	
Industrial Threaded Products	NON	No	Construction Material Supplier	Yes	\$ 7,467	\$ 7,467	\$ 7,467	
Island Building Supplies	NON	No	Construction Material Supplier	Yes	\$ 13,404	\$ 13,404	\$ 13,404	
Kauffman Iron Works	NON	No	Ornamental Metal Fabricator	Yes	\$ 83,520	\$ 83,520	\$ 83,520	
Landscape Forms	NON	No	Material Supplier	Yes	\$ 844,205	\$ 1,488,005	\$ 1,488,005	
Milrose Consultants	NON	No	Expeditior	Yes	\$ 76,260	\$ 116,390	\$ 116,390	
New York Concrete Washout	NON	No	Concrete Washout Supplier	Yes	\$ 10,699	\$ 10,699	\$ 10,699	
North Fork Boutique	NON	No	Planting Supply	Yes	\$ 29,320	\$ 29,320	\$ 29,320	
Omni Rebar, Inc.	NON	No	Rebar Detailer	Yes	\$ 2,510	\$ 2,510	\$ 2,510	
Onsite Innovations	NON	No	Medic	Yes	\$ 10,108	\$ 10,108	\$ 10,108	
Phase I Group	NON	No	Plumbing	Yes	\$ 170,526	\$ 170,526	\$ 170,526	
Power Pak Civil & Safety LLC	NON	No	Construction Material Supplier	Yes	\$ 6,649	\$ 6,649	\$ 6,649	
Romex	NON	No	Material Supplier	Yes	\$ 27,010	\$ 27,010	\$ 27,010	
Sanico USA Corp	NON	No	Temperature Scanning Equip	Yes	\$ 6,279	\$ 6,279	\$ 6,279	
Shelter Enterprises	NON	No	Material Supplier	Yes	\$ 36,401	\$ 36,401	\$ 36,401	
Siegel	NON	No	Material Supplier	Yes	\$ 628	\$ 628	\$ 628	
Site One Landscaping	NON	No	Material Supplier	Yes	\$ 2,820	\$ 3,192	\$ 3,192	
Sonco	NON	No	Fence Supplier	Yes	\$ 4,015	\$ 4,015	\$ 4,015	
South Brunswick Recycling Materials,	NON	No	Soil Supplier	Yes	\$ 30,500	\$ 30,500	\$ 30,500	
Triboro Contractors	NON	No	Construction Material Supplier	Yes	\$ 394	\$ 394	\$ 394	
Trinity Highway Rentals	NON	No	Yodock/Fence Rental	Yes	\$ 25,283	\$ 25,283	\$ 25,283	
White Cap LP	NON	No	Building Materials	Yes	\$ 159,597	\$ 160,164	\$ 160,164	
Wolkow Braker	NON	No	Waterproofing	Yes	\$ 246,000	\$ 271,835	\$ 271,835	
Wundercover	NON	No	Material Supplier	Yes	\$ 79,130	\$ 79,130	\$ 79,130	
Zinco	NON	No	Material Supplier	Yes	\$ 159,367	\$ 159,367	\$ 159,367	
Tier II Grand Total					\$ 7,938,725	\$ 10,061,619	\$ 10,061,618	
MWL Tier II Total					\$ 3,752,312	\$ 4,343,205	\$ 4,343,204	
Non-MWL Tier II Total					\$ 4,186,413	\$ 5,718,414	\$ 5,718,414	
MWL % of Tier II					22%	19%	19%	

If there is no Original Plan then vendors were paid on an as-needed basis or vendors were contracted after the Original Plan

GC/CM:	Kelco Construction
Date Range:	8/1/2008 - 6/30/2024
As of :	45530

Open Space Large Square SCHEDULE OF WORKFORCE PARTICIPATION

Tier	Contractor									Total MWL			Non-MWL			Total Hours			Headcount							
		M		W		L		MW		ML		WL		MWL		Hrs		Hrs		Hrs		#		#		
		Hrs	% ¹	Hrs	% ¹	Hrs	% ¹	Hrs	% ¹	Hrs	% ¹	Hrs	% ¹	Hrs	% ¹	Hrs	% ¹	Hrs	% ¹	Hrs	% ¹	#	% ¹	#	% ¹	#
Tier I (Direct)	Kelco Construction Inc General Contractor	23,749	94%	0	0%	0	0%	0	0%	0	0%	0	0%	23,749	94%	1,536	6%	25,284	67	93%	5	7%	72			
Tier II	Johnson Security	5,359	57%	1,307	14%	16	0%	2,182	23%	176	2%	0	0%	9,359	100%	15	0%	9,374	47	96%	2	4%	49			
	Power Connect Electric	1,142	42%	0	0%	0	0%	0	0%	0	0%	0	0%	1,142	42%	1,563	58%	2,705	5	63%	3	38%	8			
	Wolkow Breaker	1,075	55%	0	0%	0	0%	0	0%	0	0%	0	0%	1,075	55%	879	45%	1,954	12	48%	13	52%	25			
Total Hours		31,324		1,307		16		2,182		176		0		35,325		3,992		39,317	131		23		154			
Overall % of Total		0%		0%		0%		0%		0%		0%		0%		0%		100%	0%		0%		100%			

* Denotes active contractors

¹ Denotes percentages of the individual MWL designation to the total workforce hours or total headcount

Contractor	Start	End
Kelco Construction Inc	6/27/2020	In Progress
Johnson Security	6/27/2020	In Progress
Power Connect Electric	6/27/2020	In Progress
Wolkow Breaker	6/27/2020	In Progress

GC/CM:	Kelco Construction
Date Range:	4/1/2024 - 6/30/2024
As of :	45530

Open Space Large Square SCHEDULE OF WORKFORCE PARTICIPATION

Tier	Contractor									Total MWL			Non-MWL			Total Hours			Headcount							
		M		W		L		MW		ML		WL		MWL		Hrs		Hrs		Hrs		#		#		
		Hrs	% ¹	Hrs	% ¹	Hrs	% ¹	Hrs	% ¹	Hrs	% ¹	Hrs	% ¹	Hrs	% ¹	Hrs	% ¹	Hrs	% ¹	Hrs	% ¹	#	% ¹	#	% ¹	#
Tier I (Direct)	Kelco Construction Inc General Contractor	0	0%	0	0%	0	0%	0	0%	0	0%	0	0%	0	0%	0	0%	0	0%	0	0%	0	0%	0	0%	0
Tier II	Wolkow Breaker	0	0%	0	0%	0	0%	0	0%	0	0%	0	0%	0	0%	0	0%	0	0%	0	0%	0	0%	0	0%	0
	Power Connect Electric	0	0%	0	0%	0	0%	0	0%	0	0%	0	0%	0	0%	0	0%	0	0%	0	0%	0	0%	0	0%	0
	Johnson Security	0	0%	0	0%	0	0%	0	0%	0	0%	0	0%	0	0%	0	0%	0	0%	0	0%	0	0%	0	0%	0
		0	0%	0	0%	0	0%	0	0%	0	0%	0	0%	0	0%	0	0%	0	0%	0	0%	0	0%	0	0%	0
Total Hours		0		0		0		0		0		0		0		0		0		0		0		0		0
Overall % of Total		0%		0%		0%		0%		0%		0%		0%		0%		0%		0%		0%		0%		0%

* Denotes active contractors

¹ Denotes percentages of the individual MWL designation to the total workforce hours or total headcount

Shared Services

GC/CM:	Lend Lease
Date Range:	8/1/2008 - 6/30/2024
As of :	45530

Shared Services SCHEDULE OF WORKFORCE PARTICIPATION

Tier	Contractor	M		W		L		MW		ML		WL		MWL		Total MWL			Non-MWL			Total Hours			Headcount		
		Hrs	% ¹	Hrs	% ¹	Hrs	% ¹	Hrs	% ¹	Hrs	% ¹	Hrs	% ¹	Hrs	% ¹	Hrs	% ¹	Hrs	% ¹	Hrs	% ¹	Hrs	#	% ¹	#	% ¹	#
Tier I (Direct)	Lend Lease Construction Construction Management	92,640	32%	2,939	1%	13,996	5%	19,956	7%	49,345	17%	0	0%	2,537	1%	181,413	63%	107,940	37%	289,353	134	43%	181	57%	315		
Tier II	Johnson Security Security	152,969	60%	0	0%	2,042	1%	31,652	12%	54,836	21%	0	0%	11,142	4%	252,642	99%	3,084	1%	255,726	299	97%	10	3%	309		
	Eddington Security Security	110,679	76%	0	0%	0	0%	304	0%	35,032	24%	0	0%	0	0%	146,015	100%	8	0%	146,023	167	99%	1	1%	168		
Total Hours		356,289		2,939		16,038		51,912		139,213		0		13,679		580,070		111,032		691,102	600		192		792		
Overall % of Total		52%		#####		2%		8%		20%		0%		2%		84%		16%		100%	76%		24%		100%		

* Denotes active contractors

¹ Denotes percentages of the individual MWL designation to the total workforce hours or total headcount

Contractor	Start	End
Johnson Security Inc	7/11/2010	2/2/2019
Eddington Security Inc	2/4/2010	11/30/2016
Lend Lease	7/11/2010	2/6/2018

GC/CM:	Lend Lease
Date Range:	4/1/2024 - 6/30/2024
As of :	45530

Shared Services SCHEDULE OF WORKFORCE PARTICIPATION

Tier	Contractor									Total MWL			Non-MWL			Total Hours			Headcount											
		M		W		L		MW		ML		WL		MWL		Total MWL		Non-MWL		Total Hours		Total MWL		Non-MWL		Total				
		Hrs	% ¹	Hrs	% ¹	Hrs	% ¹	Hrs	% ¹	Hrs	% ¹	Hrs	% ¹	Hrs	% ¹	Hrs	% ¹	Hrs	% ¹	Hrs	% ¹	Hrs	% ¹	#	% ¹	#	% ¹	#		
Tier I (Direct)	Lend Lease US Construction LMB Construction Management	0	0%	0	0%	0	0%	0	0%	0	0%	0	0%	0	0%	0	0%	0	0%	0	0%	0	0%	0	0%	0	0%	0	0%	
Tier II	Johnson Security Inc Security	0	0%	0	0%	0	0%	0	0%	0	0%	0	0%	0	0%	0	0%	0	0%	0	0%	0	0%	0	0%	0	0%	0	0%	
	Eddington Security Inc Security	0	0%	0	0%	0	0%	0	0%	0	0%	0	0%	0	0%	0	0%	0	0%	0	0%	0	0%	0	0%	0	0%	0	0%	
Total Hours		0		0		0		0		0		0		0		0		0		0		0		0		0		0		0
Overall % of Total		0%		#####		0%		0%		0%		0%		0%		0%		0%		0%		0%		0%		0%		0%		0%

* Denotes active contractors

¹ Denotes percentages of the individual MWL designation to the total workforce hours or total headcount

Summary of Neighborhood Retail Businesses in Manhattanville Ground Floor Areas

As per Section 5.06(b) of the Declaration of Covenants and Restrictions, Columbia University encourages occupancy of the active, ground floor areas on the Manhattanville campus by small, non-chain, neighborhood retail businesses that serve the local community.

Columbia's interpretation of the following terms as they relate to this commitment are:

- ❖ Small – defined as a business that is independently owned and operated with fewer than 50 employees
- ❖ Non-chain – defined as businesses with fewer than 10 locations at time of lease date
- ❖ Neighborhood/local community – defined as the 17-zip code Columbia University catchment area (includes zip codes 10025, 10026, 10027, 10029, 10030, 10031, 10032, 10033, 10034, 10035, 10037, 10039 and 10040, 10451, 10454, 10455 and 10474) and other neighborhoods in Upper Manhattan and the Bronx

Retail Tenant: VITAL Climbing Gym

Opening Date: August 2017 (VITAL replaced Steep Rock Bouldering in 2022)

Building: Jerome L. Greene Science Center

Description: VITAL is an indoor climbing facility, yoga studio, and retail shop selling outdoor recreational gear and accessories.

Link to website: <https://www.vitalclimbinggym.com/manhattan>



Retail Tenant: Dear Mama Coffee

Opening Date: March 2019

Building: Jerome L. Greene Science Center

Description: Dear Mama Coffee is a Harlem-based specialty coffee cocktail bar and eatery that blends lifestyle, art, and community-building.

Link to website: <https://www.dearmamacoffee.com/>



Retail Tenant: Manhattanville Market

Opening Date: June 2021

Building: Jerome L. Greene Science Center

Description: Manhattanville Market is a multi-concept food hall developed by renowned Chef Franklin Becker. The space includes Chef Chris Scott's Butterfunk Biscuit for biscuit sandwiches, and three restaurants from Chef Becker: Benny Casanova's, specializing in Sicilian pizza; Shai Hummusiya, serving Mediterranean and Israeli cuisine; and Farmhand, offering fresh salads.

Link to website(s): <https://www.manhattanvillemarket.com/>



Retail Tenant: Universal Taco


Opening Date: May 2024

Building: Jerome L. Greene Science Center

Description: Universal Taco, an internationally inspired taco restaurant developed by Chef Franklin Becker, replaced the Spanish-themed restaurant Oliva Tapas and is the flagship concept within Manhattanville Market, joining diverse offerings including Sicilian pizza, Mediterranean cuisine, and fresh salads, along with biscuit sandwiches from Chef Chris Scott.

Universal Taco mixes traditional taco offerings with unique global flavors including Korean fried chicken, cauliflower with spiced chutney, lamb gyro and more.

Link to website(s): <https://www.instagram.com/universaltaconyc/>



Retail Tenant: Method Collective

Opening Date: January 2024

Building: Henry R. Kravis Hall

Description: Method Collective is a women-owned, mat-based movement space offering a diverse range of fitness classes, including yoga, pilates, and other fitness modalities.

Link to website: <https://methodcollectiveuws.com/>



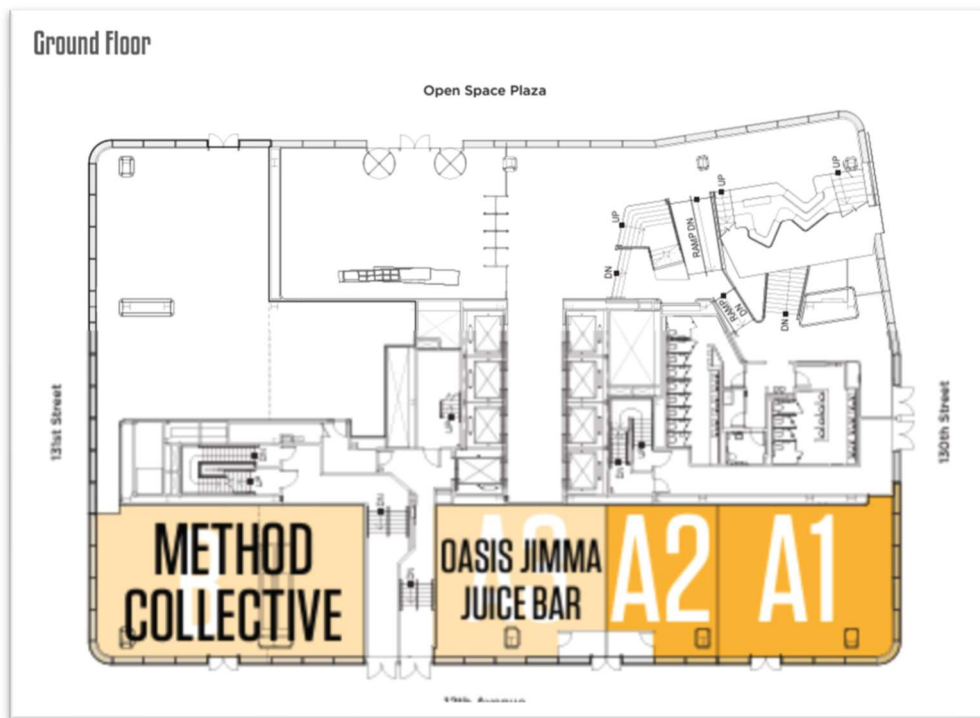
Retail Tenant: Oasis Jimma Juice Bar

Opening Date: Anticipated to open in early 2025

Building: Henry R. Kravis Hall

Description: Oasis Jimma Juice Bar, a minority-owned juice bar and café, serves healthy juices and smoothies with breakfast, sandwiches, salads, and more.

Link to website: <https://www.instagram.com/oasisjimmajuice/>



Manhattanville MWL Goods and Services for Operations Spending Summary

As per Section 5.06(b) of the Declaration of Covenants and Restrictions, Columbia University makes good faith efforts to include MWL business enterprises in all service management agreements, agreements for the purchase of goods and services and other agreements relating to the operation of the Project.

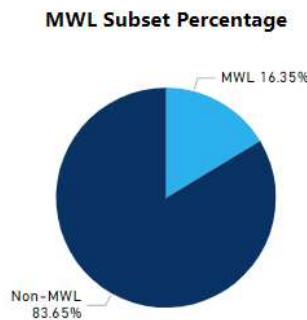
For the purposes of this report, the term “MWL” includes any “minority-owned business enterprise” and/or “women-owned business enterprise” as defined in Article 15-A of the New York State Executive Law. Local businesses are those located in zip codes: 10025, 10026, 10027, 10029, 10030, 10031, 10032, 10033, 10034, 10035, 10039, 10040, 10451, 10454, 10455, and 10474.

These efforts include, but are not limited to:

- Ensuring that the University’s vendor pool includes diverse suppliers in all good and services categories through a Supplier Management Steering Committee
- Hosting weekly meet and greets for departments across the University to introduce new minority-, woman-, or locally-owned business enterprises
- Offering the [CU Grow Vendor Development program](#), which competitively invites up to 40 firms each year from the built-environment to accelerate their business development and build capacity, providing more MWLBE firms that are able to do business with the University.

Columbia University Fiscal Year 24 Manhattanville Operations Spend Summary

Total Spend	MWL Spend	MWL Spend %	CFY MWL Spend %
\$6M	\$1M	16.4%	16.4%



MWL Type	OPS
MWL	\$947,514
M	\$125,253
W	\$520,584
L	\$132,265
MW	\$39,340
ML	\$62,057
WL	\$68,016
Non-MWL	\$4,846,263
Non-MWL	\$4,846,263
Total	\$5,793,778

Manhattanville Operations Spend with MWL Vendors

MWL Amount, MWL Spend %, Total Amount

BY VENDOR NAME

Vendor Name	MWL Amount	Total Amount	MWL Spend %
M&J MECHANICAL CORP.	\$412,637	\$412,637	100.0%
OTONE MECHANICAL CONSTRUCTION INC	\$86,274	\$86,274	100.0%
REINER CONTRACT CARPET LTD	\$77,182	\$77,182	100.0%
MAMAS CONTRACTING CORP	\$68,016	\$68,016	100.0%
CEC ELEVATOR CAB CORP	\$62,057	\$62,057	100.0%
CLARIDAN CONTRACTING INC	\$43,854	\$43,854	100.0%
ALAFOGIANNIS PLUMBING & HEATING INC	\$43,757	\$43,757	100.0%
ENVIRONMENTAL ENGINEERING SOLUTIONS	\$37,271	\$37,271	100.0%
CITY CODE CONSTRUCTION LLC	\$20,553	\$20,553	100.0%
ENHANCED BUILDING SOLUTIONS LLC	\$18,500	\$18,500	100.0%
KLM INSULATION INC.	\$17,025	\$17,025	100.0%
CARDOZA PLUMBING CORP	\$16,321	\$16,321	100.0%
KINGS GROUP NY CORP	\$14,630	\$14,630	100.0%
JESSE SHAPIRO & JAMES GLASS CO	\$11,327	\$11,327	100.0%
DIAZ ARCHITECTS INC	\$8,827	\$8,827	100.0%
CROWN SIGN SYS INC	\$4,539	\$4,539	100.0%
JOHN N FEHLINGER CO INC	\$4,349	\$4,349	100.0%
DEB ROMAIN CONSULTING LLC	\$287	\$287	100.0%
GREEN GIRL PRINTING AND MESSENGER INC	\$109	\$109	100.0%
Total	\$947,514	\$947,514	100.0%